

# Responsive Management™



## **EVERGREEN DISTRICT RESIDENTS' USE OF AND OPINION ON THE EVERGREEN DISTRICT AND ITS PROGRAMS AND FACILITIES**

**Conducted for the Evergreen Park and Recreation District**

**by Responsive Management**

**2010**

# **EVERGREEN DISTRICT RESIDENTS' USE OF AND OPINION ON THE EVERGREEN DISTRICT AND ITS PROGRAMS AND FACILITIES**

**2010**

## **Responsive Management National Office**

Mark Damian Duda, Executive Director  
Martin Jones, Senior Research Associate  
Tom Beppler, Research Associate  
Steven J. Bissell, Ph.D., Qualitative Research Associate  
Andrea Criscione, Research Associate  
Weldon Miller, Research Associate  
Joanne Nobile, Research Associate  
Amanda Ritchie, Research Associate  
Carol L. Schilli, Research Associate  
Tim Winegord, Survey Center Manager  
Alison Lanier, Business Manager

130 Franklin Street  
Harrisonburg, VA 22801  
Phone: 540/432-1888 Fax: 540/432-1892  
E-mail: [mark@responsivemanagement.com](mailto:mark@responsivemanagement.com)  
[www.responsivemanagement.com](http://www.responsivemanagement.com)

## **Acknowledgments**

Responsive Management would like to thank John Skeel of the Evergreen Park and Recreation District for his input, support, and guidance on this project.

## **EXECUTIVE SUMMARY**

### **INTRODUCTION AND METHODOLOGY**

This study was conducted for the Evergreen Park and Recreation District (hereinafter referred to as the District) to determine residents' use of District facilities and programs, their opinions on and ratings of the District, and their opinions on fees and District funding. The study entailed a telephone survey of residents of the Evergreen District.

For the survey, telephones were selected as the preferred sampling medium because of the almost universal ownership of telephones among residents of the Evergreen District (both landlines and cell phones were called). Additionally, telephone surveys, relative to mail or Internet surveys, allow for more scientific sampling and data collection, provide higher quality data, obtain higher response rates, are more timely, and are more cost-effective. Telephone surveys also have fewer negative effects on the environment than do mail surveys because of reduced use of paper and reduced energy consumption for delivering and returning the questionnaires.

The telephone survey questionnaire was developed cooperatively by Responsive Management and the District. Responsive Management conducted a pre-test of the questionnaire to ensure proper wording, flow, and logic in the survey. Interviews were conducted Monday through Friday from 9:00 a.m. to 9:00 p.m., Saturday from noon to 5:00 p.m., and Sunday from 5:00 p.m. to 9:00 p.m., local time. The survey was conducted in June 2010. Responsive Management obtained a total of 1,008 completed interviews. The software used for data collection was Questionnaire Programming Language.

The analysis of data was performed using Statistical Package for the Social Sciences as well as proprietary software developed by Responsive Management. Throughout this report, findings of the telephone survey are reported at a 95% confidence interval (or higher). For the entire sample of residents of the Evergreen District, the sampling error is at most plus or minus 3.04 percentage points.

## KNOWLEDGE OF AND FAMILIARITY WITH EVERGREEN FACILITIES

- When asked how much they know about the Evergreen Park and Recreation District, residents most commonly say that they know a moderate amount (47%). In looking at sums, 62% say that they know a great deal or moderate amount, while 38% say that they know a little or nothing at all.
- Residents were asked about their familiarity with District-managed parks, District trails, and District-managed sports and ball fields. A large majority are *very* or *somewhat* familiar with at least one of the trails (73%), and a similarly large majority are *very* or *somewhat* familiar with at least one District-managed park (73%). At the bottom of the ranking of the three, but still with a majority saying that they are *very* or *somewhat* familiar with at least one of them, are District-managed sports and ball fields (52%).
- Another question asked residents if they could name any District-managed parks: 56% indicated that they could name a park. The most commonly named parks are Buchanan Park (19% named that park), Alderfer/Three Sisters Park (15%), and Elk Meadow Park (14%).

## USE OF EVERGREEN FACILITIES AND PROGRAMS

- The survey asked residents to indicate how often they used recreation and event centers, parks, trails, sports and ball fields, and District programs. Of those five types of facilities/programs, three have a majority of residents saying that they used them *often* or *sometimes* in the past 2 years: parks (59% used them *often* or *sometimes*), trails (also 59%), and recreation and event centers (58%). Rounding out the list are the recreation and athletic programs (34% used them *often* or *sometimes*) and sports and ball fields (17%).
- The survey asked those with children to indicate children's use of the same five types of facilities/programs. All of them have at least half of residents with children saying that their children used them *often* or *sometimes* in the past 2 years. At the top of the list are recreation and event centers (74%) and parks (also 74%). Rounding out the list are recreation and athletic programs (63%), trails (59%), and sports and ball fields (50%).

- The above results were combined to determine use of the items by adults or children. In this analysis, three types of facilities/programs have at least 60% of residents saying that they or their children used them *often* or *sometimes* in the past 2 years. Topping the list are parks (62%), recreation and event centers (61%), and trails (60%). Rounding out this ranking are recreation and athletic programs (44%) and sports and ball fields (24%).

### **SATISFACTION WITH THE EVERGREEN DISTRICT OVERALL**

- A large majority of residents (79%) are *very* or *somewhat* satisfied with the District's services, while only 3% are dissatisfied.
- Residents were asked to give a letter grade to the District: 76% give an "A" or a "B"; meanwhile, 3% give a "D" or an "F."

### **RATINGS OF AND SATISFACTION WITH EVERGREEN FACILITIES AND PROGRAMS**

- In addition to asking respondents about their satisfaction with the District overall, the survey asked facility/program users about their satisfaction with each of five items individually: recreation and event centers, parks, trails, sports and ball fields, and District programs. Each of the items has a large majority of users saying that they are *very* or *somewhat* satisfied with them: recreation and event centers (94% are *very* or *somewhat* satisfied), parks (94%), trails (94%), recreation and athletic programs (90%), and sports and ball fields (86%).
- The survey asked facility and program users to rate them on an excellent-good-fair-poor scale. With the exception of the *scheduling* of sporting and recreation events on the District-managed sports and ball fields, a large majority of users gave *excellent* or *good* ratings to each item. At the top of the ranking are the recreation and event centers (93% of users gave them an *excellent* or *good* rating), trails (93%), and parks (92%). Also with positive ratings are the recreation and athletic programs (86%), sports and ball fields (81%), and the amenities at parks (76%). The lone exception already mentioned, the *scheduling* of sporting and recreation events on the District-managed sports and ball fields, had 51% rating it as *excellent* or *good*.

- 
- Facility users were asked to rate the maintenance of the facilities, again using an excellent-good-fair-poor scale. All had positive ratings: recreation and event centers (89% rated their maintenance as *excellent* or *good*), trails (89%), parks (88%), and sports and ball fields (79%).
  - Residents were asked about their satisfaction with five aspects of the District. For each aspect, a large majority indicated being *very* or *somewhat* satisfied: the services that the District provides to the community (83%), that their recreation needs are being met by the District (81%), the District's Program Guide (74%), the overall communications to the community from the District (70%), and the interactions they have had with District staff in the past 2 years (60%). No more than 12% are dissatisfied with any of the items.
  - The interviewers read to respondents four statements about the availability of the District-managed sports and ball fields, on a continuum from being highly available to not being available, and then asked respondents which best described their feelings; results were positive. Most commonly, users of the sports and ball fields chose the statement representing the highest availability: 38% said that "I have had no problems with field availability" best describes their feelings. This was closely followed by the statement representing the next highest availability: 29% said that "There are some minor problems with field availability" best describes their feelings. At the bottom, 9% chose the statement, "There are some major problems with field availability"; note that less than 1% chose the statement, "The fields are never available."
  - Ratings of the *variety* of the recreation and athletic programs offered are positive: 84% rated the variety of programs as *excellent* or *good*, while only 12% rated them as *fair* or *poor*.
  - Agreement (36%) far exceeds disagreement (16%) that the District spends its money fairly throughout the entire District.
    - Similarly, disagreement (37%) exceeds agreement (25%) that one region of the Evergreen District is given preferential treatment over other regions.

## **DESIRED ADDITIONS AND IMPROVEMENTS TO THE EVERGREEN DISTRICT'S FACILITIES AND PROGRAMS**

- The survey asked residents if they agree or disagree that there are enough of the four types of facilities in the Evergreen District. For three of the types of facilities, a large majority agree that there are enough of them: recreation and event centers (75% agree that there are enough), parks (69%), and trails (64%). Just under half of residents agree that there are enough sports and ball fields (49%). No more than 19% for any type of facility disagree.
  
- A line of questioning similar to that above asked residents if they support or oppose building or creating new additions to the four types of facilities. At the top of the ranking are trails (67% support building/creating more trails) and parks (57%). Rounding out the ranking are sports and ball fields (46%) and recreation and event centers (38%).
  
- Residents were asked a general question about whether they wanted any other types of recreation or facilities in the District that are currently *not* offered by the District. The majority (74%) said that there are no other types of recreation or facilities that they would like to see offered, and 5% did not know; the remaining 21% named some type of recreation or facility, ranging from swimming pool facilities to basketball courts.
  
- A question asked residents if they would support or oppose adding improvements or amenities to the existing recreation and event centers: a majority would support doing so (56%), while 24% would oppose.
  
- A question asked residents if they agree or disagree that there are enough amenities at parks in the District: 66% agree, while only 13% disagree.

## **WILLINGNESS TO TRAVEL TO EVERGREEN DISTRICT FACILITIES**

- For each type of facility in the Evergreen District (recreation and event centers, parks, trails, and sports and ball fields), residents were asked how far they would be willing to travel, one-way, to use or get to a facility of that type. Three of the types of facilities have mean desired maximum travel distances of approximately 10 miles. For recreation and event centers, the mean distance residents are willing to travel is 10.55 miles; for parks, the mean



distance is 10.42 miles; and for trails, the mean distance is 9.97 miles. The last type, sports and ball fields, have a mean desired maximum travel distance of 7.37 miles.

### **OPINIONS ON FEES AND OPINIONS ON FUNDING FOR AND PARTNERSHIPS WITH THE EVERGREEN DISTRICT**

- Support (75%) far exceeds opposition (9%) to having the District partner with user groups or non-profit groups to help provide recreational opportunities.
- Residents are somewhat split on support or opposition to having the District subsidize users of District services and facilities: 53% support, but 30% oppose.
- Just more than half of residents (52%) have paid fees to the District in the past 2 years.
- All residents were asked if they think the fees the District charges are reasonable or unreasonable: 57% say that they are reasonable, while only 14% say that they are unreasonable.
- Support (64%) far exceeds opposition (28%) to charging non-residents more than residents for recreational services.
- There is slightly more opposition to (46%) than support for (38%) higher fees overall for improved maintenance of District facilities.
- When asked if they know the percentage of the costs of running facilities and programs that is covered by the fees, residents most commonly answer that they do not know (42%). Otherwise, responses cover the full range. The median percentage named was 50 percent. Residents were then asked what percentage of the costs they think should be covered by the fees; again the median is 50 percent.
  - In reality, the fees cover less than half of the costs of providing recreational services. After being informed of this, residents were asked if they think the fees are reasonable or unreasonable in light of that fact. A large majority of residents say that they think the

fees are reasonable (68%), which far exceeds the percentage saying that the fees are unreasonable (14%).

- Support (52%) exceeds opposition (32%) to a Bond measure in the community to secure funding for the District's activities, facilities, operations, and/or maintenance.
- Support (50%) exceeds opposition (35%) to dedicating a set amount of property taxes to secure funding for the District's activities and facilities.
- The survey informed respondents of the following: "The District uses some facilities or properties that are leased from other entities, such as from local governments, and this arrangement is known as shared use. The District sometimes makes improvements to those facilities or properties, even though it does not own them. When the lease is up, if it's not renewed, those improvements would go back to the owner." It then asked respondents if they agree or disagree that the District should be making shared-use arrangements. Agreement (60%) far exceeds disagreement (20%).

#### **OPINIONS ON DEVELOPMENT AND OPEN SPACE IN THE EVERGREEN DISTRICT**

- Agreement (64%) far exceeds disagreement (16%) that, regarding development of recreation facilities in the Evergreen District, the District has the right amount of undeveloped open space.
- Residents are more split on the second question in this section: 49% agree and 40% disagree that preserving the park lands in the Evergreen District means that nothing should be built on the park lands, including recreational facilities.

#### **OPINIONS ON PROJECTS OF THE EVERGREEN DISTRICT**

- Disagreement (57%) far exceeds agreement (25%) that the District should be conducting projects that typically are handled by county and municipal governments, like building sidewalks or clearing ice and snow in residential and business areas.

- Another question on this topic found that a slight majority of residents agree (54%) that the District should be conducting the projects referenced above *if the county and municipal governments cannot do so*; meanwhile, 26% disagree.

#### **USE OF AND OPINIONS ON THE EVERGREEN DISTRICT'S WEBSITE**

- Just under half of residents (42%) had visited the District's website at some time. Those who visited the website were asked if they were satisfied or dissatisfied with it: 86% were satisfied, while only 6% were dissatisfied.

## **TABLE OF CONTENTS**

Introduction and Methodology .....	1
Use of Telephones for Surveying Residents .....	1
Sampling Procedures .....	2
Interviewing Procedures and Questionnaire Design .....	2
Data Analysis and Sampling Error .....	3
Nonparametric Analysis .....	4
Interpreting the Nonparametric Analysis Results.....	10
Notes on Reading the Text .....	11
Knowledge of and Familiarity With Evergreen Facilities .....	12
Use of Evergreen Facilities and Programs.....	20
Satisfaction With the Evergreen District Overall .....	33
Ratings of and Satisfaction With Evergreen Facilities and Programs .....	38
Desired Additions and Improvements to the Evergreen District's Facilities and Programs .....	60
Willingness to Travel to Evergreen District Facilities.....	79
Opinions on Fees and Opinions on Funding for and Partnerships With the Evergreen District .....	80
Opinions on Development and Open Space in the Evergreen District.....	104
Opinions on Projects of the Evergreen District .....	107
Use of and Opinions on the Evergreen District's Website .....	110
Summary of Results Pertaining to Recreation and Event Centers in the Evergreen District .....	112
Summary of Results Pertaining to Parks in the Evergreen District.....	129
Summary of Results Pertaining to Trails in the Evergreen District.....	148
Summary of Results Pertaining to Sports and Ball Fields in the Evergreen District .....	163
Summary of Results Pertaining to Programs of the Evergreen District .....	181
Demographic Data .....	192
About Responsive Management .....	209

## **INTRODUCTION AND METHODOLOGY**

This study was conducted for the Evergreen Park and Recreation District (hereinafter referred to as the Evergreen District or simply the District) to determine residents' use of District facilities and programs, their opinions on and ratings of the District, and their opinions on fees and District funding. The study entailed a telephone survey of residents of the Evergreen District. Specific aspects of the research methodology are discussed below.

### **USE OF TELEPHONES FOR SURVEYING RESIDENTS**

For the survey, telephones were selected as the preferred sampling medium because of the almost universal ownership of telephones among residents of the Evergreen District (both landlines and cell phones were called). Additionally, telephone surveys, relative to mail or Internet surveys, allow for more scientific sampling and data collection, provide higher quality data, obtain higher response rates, are more timely, and are more cost-effective. Telephone surveys also have fewer negative effects on the environment than do mail surveys because of reduced use of paper and reduced energy consumption for delivering and returning the questionnaires.

A central polling site at the Responsive Management office allowed for rigorous quality control over the interviews and data collection. Responsive Management maintains its own in-house telephone interviewing facilities. These facilities are staffed by interviewers with experience conducting computer-assisted telephone interviews on the subjects of natural resources and outdoor recreation. The telephone survey questionnaire was developed cooperatively by Responsive Management and the Evergreen District. Responsive Management conducted a pre-test of the questionnaire to ensure proper wording, flow, and logic in the survey.

To ensure the integrity of the telephone survey data, Responsive Management has interviewers who have been trained according to the standards established by the Council of American Survey Research Organizations. Methods of instruction included lecture and role-playing. The Survey Center Managers and other professional staff conducted project briefings with the interviewers prior to the administration of this survey. Interviewers were instructed on type of study, study goals and objectives, handling of survey questions, interview length, termination points and

qualifiers for participation, interviewer instructions within the survey instrument, reading of the survey instrument, skip patterns, and probing and clarifying techniques necessary for specific questions on the survey instrument. The Survey Center Managers and statisticians monitored the data collection, including monitoring of the actual telephone interviews without the interviewers' knowledge, to evaluate the performance of each interviewer and ensure the integrity of the data. After the surveys were obtained by the interviewers, the Survey Center Managers and/or statisticians checked each completed survey to ensure clarity and completeness.

### **SAMPLING PROCEDURES**

The sampling plan focused on residents of the Evergreen District and entailed carefully delineating the Evergreen District over Census tract maps to determine the households for sampling. The sample was purchased from SSI, a firm that specializes in providing scientifically valid samples of populations. Nonetheless, a few respondents did not reside in the Evergreen District proper but were in the *immediately* adjacent areas, and the research team did not specifically exclude those people, as they were considered potential users of District facilities and programs.

The sampling methodology entailed Random Digit Dialing (RDD), which ensured that all households with telephones had an equal chance of being called to participate in the survey. RDD is the best methodology for maintaining a representative random sample of households, taking into account those with unlisted numbers, new numbers, and those numbers that have been changed due to change in residence. The RDD sample was supplemented by a sample of cell phones with the same exchanges in the proportion that matched the proportion of households that have cell phones only (i.e., households with a cell phone but no landline). This produced an overall sample that was representative of the Evergreen District, including both landlines and cell phones.

### **INTERVIEWING PROCEDURES AND QUESTIONNAIRE DESIGN**

Interviews were conducted Monday through Friday from 9:00 a.m. to 9:00 p.m., Saturday from noon to 5:00 p.m., and Sunday from 5:00 p.m. to 9:00 p.m., local time. A five-callback design was used to maintain the representativeness of the sample, to avoid bias toward people easy to

reach by telephone, and to provide an equal opportunity for all to participate. When a respondent could not be reached on the first call, subsequent calls were placed on different days of the week and at different times of the day. The survey was conducted in June 2010. Responsive Management obtained a total of 1,008 completed interviews.

The software used for data collection was Questionnaire Programming Language (QPL). The survey data were entered into the computer as each interview was being conducted, eliminating manual data entry after the completion of the survey and the concomitant data entry errors that may occur with manual data entry. The survey instrument was programmed so that QPL branched, coded, and substituted phrases in the survey based on previous responses to ensure the integrity and consistency of the data collection.

### **DATA ANALYSIS AND SAMPLING ERROR**

The analysis of data was performed using Statistical Package for the Social Sciences as well as proprietary software developed by Responsive Management. Throughout this report, findings of the telephone survey are reported at a 95% confidence interval (or higher). For the entire sample of Evergreen District residents, the sampling error is at most plus or minus 3.04 percentage points. This means that if the survey were conducted 100 times on different samples that were selected in the same way, the findings of 95 out of the 100 surveys would fall within plus or minus 3.04 percentage points of each other.

Sampling error was calculated using the formula that follows, with a sample size of 1,008 and an estimated population size of 35,752 residents of the Evergreen District. The population estimate was obtained from the Denver Regional Council of Governments and includes all the census tracts that are wholly or partially within the Evergreen District. Because some of those census tracts extend outside of the Evergreen District, but the population estimate is based on the data for the entire census tract (i.e., the population estimate includes people within the applicable census tracts but just outside of the Evergreen District), the actual population size of the area of study is likely lower than 35,752, thereby making the actual sampling error a little better than 3.04 percentage points.

### Sampling Error Equation

$$B = \left( \sqrt{\frac{N_p(.25) - .25}{N_s}} \right) (1.96)$$

Where: B = maximum sampling error (as decimal)  
 $N_p$  = population size (i.e., total number who could be surveyed)  
 $N_s$  = sample size (i.e., total number of respondents surveyed)

Derived from formula: p. 206 in Dillman, D. A. 2000. *Mail and Internet Surveys*. John Wiley & Sons, NY.

**Note:** This is a simplified version of the formula that calculates the maximum sampling error using a 50:50 split (the most conservative calculation because a 50:50 split would give maximum variation).

### NONPARAMETRIC ANALYSIS

For this report, a nonparametric analysis examined how the various responses related to behavioral, participatory, and demographic characteristics. Responses for selected questions were tested by means of z-scores for relationships to behavioral, participatory, and demographic characteristics. A positive z-score means that the response and characteristic are positively related; a negative z-score means that the response and characteristic are negatively related.

The z-score shows the strength of the relationship between the characteristic and the response to the question. Those z-scores that have an absolute value of 3.30 or greater indicate a relationship that is so strong that it would happen by chance only 1 out of 1,000 times ( $p \leq 0.001$ ). Those z-scores that have an absolute value of 2.58 to 3.29 indicate a relationship that is so strong that it would happen by chance only 1 out of 100 times ( $p \leq 0.01$ ). Finally, those z-scores that have an absolute value of 1.96 to 2.57 indicate a relationship that is so strong that it would happen by chance only 5 out of 100 times ( $p \leq 0.05$ ).



The z-scores were calculated as shown in the formula below.

$$z = \frac{(p_1 - p_2)}{\sqrt{p(1-p) \left[ \frac{1}{n_1} + \frac{1}{n_2} \right]}}$$

where:  $n_1$  represents the number of observations in Group 1.

$n_2$  represents the number of observations in Group 2.

$p_1 = a/(a + b) = a/n_1$  and represents the proportion of observations in Group 1 that falls in Cell  $a$ . It is employed to estimate the population proportion  $\Pi_1$  (% of Group 1 who had specific characteristic).

$p_2 = c/(c + d) = c/n_2$  and represents the proportion of observations in Group 2 that falls in Cell  $c$ . It is employed to estimate the population proportion  $\Pi_2$  (% of Group 2 who had specific characteristic).

$p = (a + c)/(n_1 + n_2) = (a + c)/n$  and is a pooled estimate of the proportion of respondents who had specific characteristic in the underlying population.

(Equation from *Handbook of Parametric and Nonparametric Statistical Procedures*, 2<sup>nd</sup> Edition by David J. Sheskin. © 2000, Chapman & Hall/CRC, Boca Raton, FL.)

The characteristics examined include:

<b>Variables Analyzed in the Nonparametric Analysis</b>
Indicated knowing a great deal or a moderate amount about the Evergreen Park and Recreation District
Indicated knowing a little or nothing at all about the Evergreen Park and Recreation District
Is very or somewhat satisfied with the District's services
Is somewhat or very dissatisfied with the District's services
Gave a letter grade of an A or B to the District overall
Gave a letter grade of a C to the District overall
Gave a letter grade of a D or F to the District overall
Has children 17 years old or younger living in his/her household or who regularly stay in the household in his/her care
Does not have any children 17 years old or younger living in his/her household or who regularly stay in the household in his/her care
Often or sometimes used at least one of the three recreation and event centers managed by the District personally in the past 2 years
Rarely or never used at least one of the three recreation and event centers managed by the District personally in the past 2 years
The children in his/her household often or sometimes used at least one of the three recreation and event centers managed by the District in the past 2 years
The children in his/her household rarely or never used at least one of the three recreation and event centers managed by the District in the past 2 years
Is very or somewhat satisfied with the recreation and event centers managed by the District
Is somewhat or very dissatisfied with the recreation and event centers managed by the District
Rated the quality of the recreation and event centers managed by the District as excellent or good
Rated the quality of the recreation and event centers managed by the District as fair or poor
Rated the maintenance of the recreation and event centers managed by the District as excellent or good

<b>Variables Analyzed in the Nonparametric Analysis</b>
Rated the maintenance of the recreation and event centers managed by the District as fair or poor
Strongly or moderately agrees that there are enough recreation and event centers in the Evergreen District
Moderately or strongly disagrees that there are enough recreation and event centers in the Evergreen District
Strongly or moderately supports adding improvements or amenities to the existing recreation and event centers in the Evergreen District
Moderately or strongly opposes adding improvements or amenities to the existing recreation and event centers in the Evergreen District
Strongly or moderately supports building new recreation and event centers in the Evergreen District
Moderately or strongly opposes building new recreation and event centers in the Evergreen District
Is willing to travel, one-way, the median of 8 miles or less to use a recreation and event center in the Evergreen District
Is willing to travel, one-way, more than the median of 8 miles to use a recreation and event center in the Evergreen District
Can name at least one park managed by the District
Cannot name a park managed by the District
Is very familiar with at least one of the District parks
Is somewhat familiar with at least one of the District parks
Is not at all familiar with any of the District parks
Often or sometimes used parks in the Evergreen District in the past 2 years
Rarely or never used parks in the Evergreen District in the past 2 years
The children in his/her household often or sometimes used parks in the Evergreen District in the past 2 years
The children in his/her household rarely or never used parks in the Evergreen District in the past 2 years
Is very or somewhat satisfied with parks in the Evergreen District
Is somewhat or very dissatisfied with parks in the Evergreen District
Rated the quality of parks in the Evergreen District as excellent or good
Rated the quality of parks in the Evergreen District as fair or poor
Rated the maintenance of parks in the Evergreen District as excellent or good
Rated the maintenance of parks in the Evergreen District as fair or poor
Rated the quality of the amenities at parks in the Evergreen District as excellent or good
Rated the quality of the amenities at parks in the Evergreen District as fair or poor
Strongly or moderately agrees that there are enough amenities at parks in the Evergreen District
Moderately or strongly disagrees that there are enough amenities at parks in the Evergreen District
Strongly or moderately agrees that there are enough parks in the Evergreen District
Moderately or strongly disagrees that there are enough parks in the Evergreen District
Strongly or moderately supports building new parks in the Evergreen District
Moderately or strongly opposes building new parks in the Evergreen District
Is willing to travel, one-way, less than the median of 10 miles to use a park in the Evergreen District
Is willing to travel, one-way, the median of 10 miles or more to use a park in the Evergreen District
Is very familiar with at least one of the District trails
Is somewhat familiar with at least one of the District trails
Is not at all familiar with any of the District trails
Often or sometimes used trails in the Evergreen District in the past 2 years
Rarely or never used trails in the Evergreen District in the past 2 years
The children in his/her household often or sometimes used trails in the Evergreen District in the past 2 years
The children in his/her household rarely or never used trails in the Evergreen District in the past 2 years
Is very or somewhat satisfied with the trails in the Evergreen District
Is somewhat or very dissatisfied with the trails in the Evergreen District
Rated the quality of trails in the Evergreen District as excellent or good
Rated the quality of trails in the Evergreen District as fair or poor
Rated the maintenance of trails in the Evergreen District as excellent or good
Rated the maintenance of trails in the Evergreen District as fair or poor
Strongly or moderately agrees that there are enough trails in the Evergreen District

<b>Variables Analyzed in the Nonparametric Analysis</b>
Moderately or strongly disagrees that there are enough trails in the Evergreen District
Strongly or moderately supports creating additional trails in the Evergreen District
Moderately or strongly opposes creating additional trails in the Evergreen District
Is willing to travel, one-way, less than the median of 10 miles to get to a trail in the Evergreen District
Is willing to travel, one-way, the median of 10 miles or more to get to a trail in the Evergreen District
Is very familiar with at least one of the District's sports or ball fields
Is somewhat familiar with at least one of the District's sports or ball fields
Is not at all familiar with any of the District's sports or ball fields
Often or sometimes used sports or ball fields in the Evergreen District in the past 2 years
Rarely or never used sports or ball fields in the Evergreen District in the past 2 years
The children in his/her household often or sometimes used sports or ball fields in the Evergreen District in the past 2 years
The children in his/her household rarely or never used sports or ball fields in the Evergreen District in the past 2 years
Is very or somewhat satisfied with the sports and ball fields in the Evergreen District
Is somewhat or very dissatisfied with the sports and ball fields in the Evergreen District
Rated the quality of sports and ball fields in the Evergreen District as excellent or good
Rated the quality of sports and ball fields in the Evergreen District as fair or poor
Rated the maintenance of sports and ball fields in the Evergreen District as excellent or good
Rated the maintenance of sports and ball fields in the Evergreen District as fair or poor
Rated the quality of the scheduling of sporting and recreation events, not including school-related sporting events, on sports and ball fields in the Evergreen District as excellent or good
Rated the quality of the scheduling of sporting and recreation events, not including school-related sporting events, on sports and ball fields in the Evergreen District as fair or poor
Has had no problems with sports or ball field availability in the District
Has had some major or minor problems with sports or ball field availability in the District, but stops short of saying that the fields are never available
Indicated that the sports and ball fields are never available
Strongly or moderately agrees that there are enough sports and ball fields in the Evergreen District
Moderately or strongly disagrees that there are enough sports and ball fields in the Evergreen District
Strongly or moderately supports creating new sports and ball fields in the Evergreen District
Moderately or strongly opposes creating new sports and ball fields in the Evergreen District
Is willing to travel, one-way, the median of 5 miles or less to use a sports or ball field in the Evergreen District
Is willing to travel, one-way, more than the median of 5 miles to use a sports or ball field in the Evergreen District
Often or sometimes participated in recreation and athletic programs offered by the District in the past 2 years
Rarely or never participated in recreation and athletic programs offered by the District in the past 2 years
The children in his/her household often or sometimes participated in recreation and athletic programs offered by the District in the past 2 years
The children in his/her household rarely or never participated in recreation and athletic programs offered by the District in the past 2 years
Is very or somewhat satisfied with the recreation and athletic programs offered by the District
Is somewhat or very dissatisfied with the recreation and athletic programs offered by the District
Rated the quality of the recreation and athletic programs offered by the District as excellent or good
Rated the quality of the recreation and athletic programs offered by the District as fair or poor
Rated the variety of the recreation and athletic programs offered by the District as excellent or good
Rated the variety of the recreation and athletic programs offered by the District as fair or poor
Has at least one type of recreation or facility that the District does not currently offer that he/she would like to see offered
Does not have any types of recreation or facility that the District does not currently offer that he/she would like to see offered

<b>Variables Analyzed in the Nonparametric Analysis</b>
Strongly or moderately supports having the District partner with user groups or non-profit groups to help provide recreational opportunities
Moderately or strongly opposes having the District partner with user groups or non-profit groups to help provide recreational opportunities
Strongly or moderately supports having the District subsidize users of District services and facilities
Moderately or strongly opposes having the District subsidize users of District services and facilities
Is very or somewhat aware of at least one partnership that the District currently has with a user group or non-profit group
Is not at all aware of any partnerships that the District currently has with any user groups or non-profit groups
Has paid fees to the District in the past 2 years
Has not paid any fees to the District in the past 2 years
Thinks the current fees that the District charges are very or somewhat reasonable
Thinks the current fees that the District charges are somewhat or very unreasonable
Strongly or moderately supports higher fees for non-residents than for residents for recreational services
Moderately or strongly opposes higher fees for non-residents than for residents for recreational services
Strongly or moderately supports a Bond measure in the community to secure funding for the District's activities, facilities, operations, or maintenance
Moderately or strongly opposes a Bond measure in the community to secure funding for the District's activities, facilities, operations, or maintenance
Strongly or moderately supports dedicating a set amount of property taxes to secure funding for the District's activities and facilities
Moderately or strongly opposes dedicating a set amount of property taxes to secure funding for the District's activities and facilities
Strongly or moderately supports higher fees overall for improved maintenance of District facilities
Moderately or strongly opposes higher fees overall for improved maintenance of District facilities
Thinks that the fees paid by District users cover less than 50% of the costs of running the District's facilities and programs
Thinks that the fees paid by District users cover 50% or more of the costs of running the District's facilities and programs
Thinks that the fees paid by District users should cover 50% or less of the costs of running the District's facilities and programs
Thinks that the fees paid by District users should cover more than 50% of the costs of running the District's facilities and programs
After being informed that the fees paid by District users actually cover less than half of the total cost of providing recreational activities, thinks the current fees that the District charges are very or somewhat reasonable
After being informed that the fees paid by District users actually cover less than half of the total cost of providing recreational activities, still thinks the current fees that the District charges are somewhat or very unreasonable
Is very or somewhat satisfied with the services that the District provides to the community
Is somewhat or very dissatisfied with the services that the District provides to the community
Is very or somewhat satisfied with the interactions he/she has had with District staff over the past 2 years, including by phone or email
Is somewhat or very dissatisfied with the interactions he/she has had with District staff over the past 2 years, including by phone or email
Is very or somewhat satisfied with the District's Program Guide
Is somewhat or very dissatisfied with the District's Program Guide
Is very or somewhat satisfied with the overall communications to the community from the District
Is somewhat or very dissatisfied with the overall communications to the community from the District
Is very or somewhat satisfied that his/her recreation needs are being met by the District
Is somewhat or very dissatisfied that his/her recreation needs are being met by the District
Has visited the District's website
Has not ever visited the District's website
Is very or somewhat satisfied with the District's website

<b>Variables Analyzed in the Nonparametric Analysis</b>
Is somewhat or very dissatisfied with the District's website
Strongly or moderately agrees that the District has the right amount of undeveloped open space regarding development of recreation facilities in the Evergreen District
Moderately or strongly disagrees that the District has the right amount of undeveloped open space regarding development of recreation facilities in the Evergreen District
Strongly or moderately agrees that preserving the park lands in the Evergreen District means that nothing should be built on the park lands, including recreational facilities
Moderately or strongly disagrees that preserving the park lands in the Evergreen District means that nothing should be built on the park lands, including recreational facilities
Strongly or moderately agrees that the District should be conducting projects that typically are handled by county and municipal governments
Moderately or strongly disagrees that the District should be conducting projects that typically are handled by county and municipal governments
Strongly or moderately agrees that the District should be conducting projects that typically are handled by county and municipal governments if the county and municipal governments cannot do so
Moderately or strongly disagrees that the District should be conducting projects that typically are handled by county and municipal governments if the county and municipal governments cannot do so
Strongly or moderately agrees with the following statement: The District spends its money fairly throughout the entire District
Moderately or strongly disagrees with the following statement: The District spends its money fairly throughout the entire District
Strongly or moderately agrees with the following statement: One region of the Evergreen District is given preferential treatment over other regions
Moderately or strongly disagrees with the following statement: One region of the Evergreen District is given preferential treatment over other regions
Strongly or moderately agrees that the District should be making shared-use arrangements
Moderately or strongly disagrees that the District should be making shared-use arrangements
Education level is no higher than Associate's or Trade School degree
Education level is Bachelor's or higher degree
Household income is less than \$100,000
Household income is \$100,000 or more
Has lived in the Evergreen District for less than the median of 15 years
Has lived in the Evergreen District for the median of 15 years or more
Is between ages 18-34
Is between ages 35-64
Is age 65 or above
Is male
Is female

## INTERPRETING THE NONPARAMETRIC ANALYSIS RESULTS

The following explains how to interpret the nonparametric analysis results, using for an example some excerpts from the results for the correlations to being *very or somewhat satisfied* with the District's services. The write-up of the analysis of the correlations to being very or somewhat satisfied with the District's services would be presented in the report as shown in the excerpt that follows:

- The nonparametric analysis found that the following responses are correlated with being very or somewhat satisfied with the District's services:
  - Often or sometimes used at least one of the recreation and event centers managed by the District, used trails in the Evergreen District, used parks in the Evergreen District, and participated in recreation and athletic programs offered by the District personally in the past 2 years (all at  $p \leq 0.001$  significance).

This means, for instance, that those respondents who are very or somewhat satisfied with the District's services are more likely, compared to those who are dissatisfied, to have often or sometimes used a trail. It does not mean that *all* those who are very or somewhat satisfied also often or sometimes used a trail, as some of the satisfied people may not have used a trail. Nor does it mean that all those who often or sometimes used a trail are satisfied with the District's services, as some are undoubtedly dissatisfied. It simply means that satisfied respondents are more likely, compared to dissatisfied respondents, to have often or sometimes used trails.

For readability, the nonparametric analysis variables are grouped in the presentation of the results. For instance, in the example above, all the variables about use of facilities/programs are grouped. This does *not* mean that there is a correlation only of those who often or sometimes used *all* of the types of facilities/programs listed in the example above; rather, the example shows four individual correlations grouped into a single bullet because they all relate to frequency of use. In other words, each type of facility is considered on its own in looking at the correlation to satisfaction with the District's services. After all the variables are examined on their own, they are grouped in the write-up. Therefore, this does not mean that a single respondent necessarily often or sometimes participated in every one of those types of facilities that are listed. (The fifth variable related to use, the frequency of use of sports and ball fields, is not included excerpt because it was not correlated to satisfaction/dissatisfaction with the

District's services. If it had been, it would have been listed in the same bullet as the others of the same theme.)

## **NOTES ON READING THE TEXT**

In examining the results, it is important to be aware that the questionnaire included several types of questions:

- Open-ended questions are those in which no answer set is read to the respondents; rather, they can respond with anything that comes to mind from the question.
- Closed-ended questions have an answer set from which to choose.
- Some questions allow only a single response, while other questions allow respondents to give more than one response or choose all that apply. Those that allow more than a single response are indicated on the graphs with the label, "Multiple Responses Allowed."
- Many closed-ended questions (but not all) are in a scale, such as excellent-good-fair-poor.
- Many questions are part of a series, and the results are primarily intended to be examined relative to the other questions in that series (although results of the questions individually can also be valuable). Typically, results of questions in a series are shown on a single set of graphs.

Some results may not sum to exactly 100% because of rounding. Additionally, rounding on the graphs may cause apparent discrepancies of 1 percentage point between the graphs and the reported results of combined responses (e.g., when "strongly support" and "moderately support" are summed to determine the total percentage in support).

## KNOWLEDGE OF AND FAMILIARITY WITH EVERGREEN FACILITIES

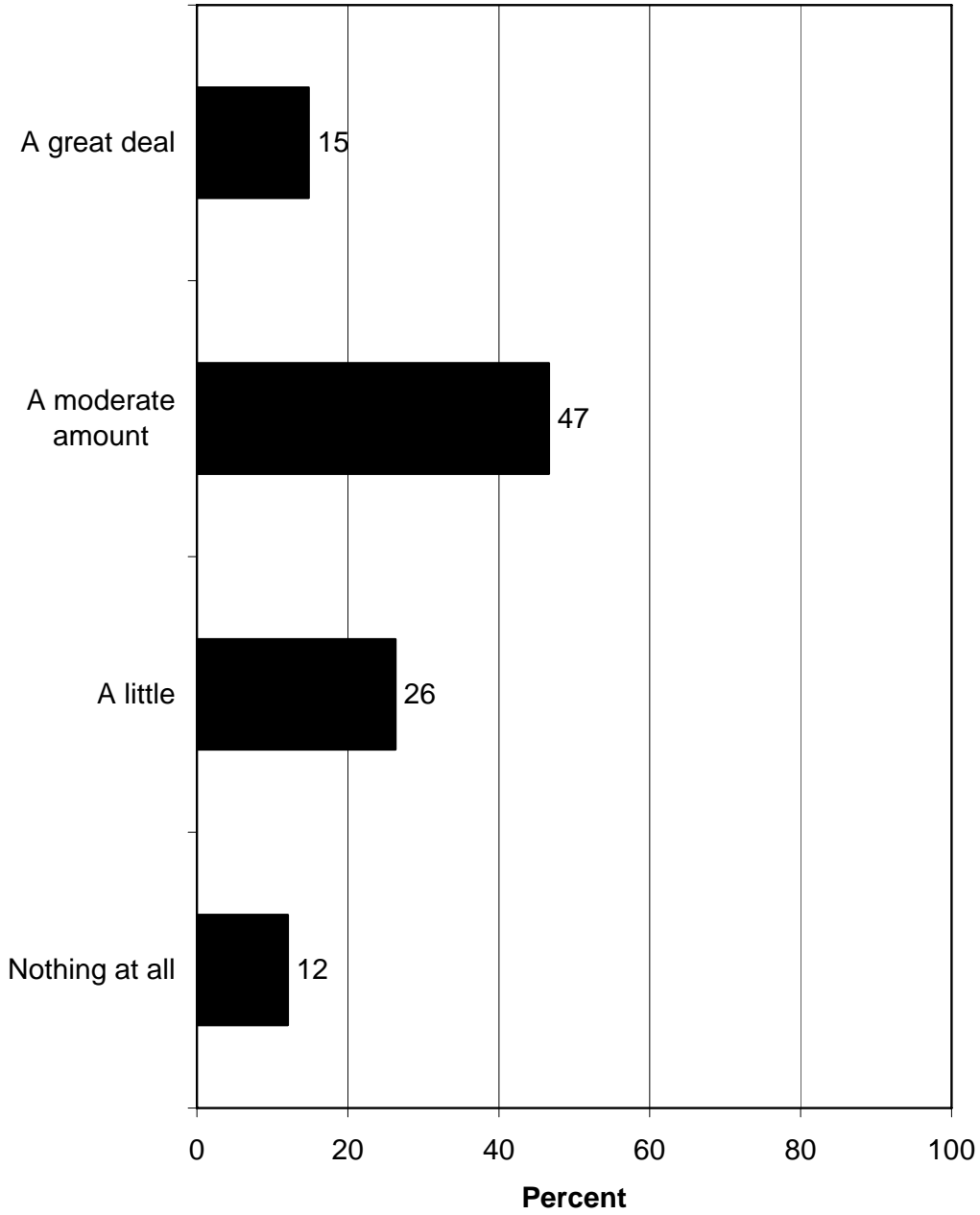
- When asked how much they know about the Evergreen Park and Recreation District, residents most commonly say that they know a moderate amount (47%). In looking at sums, 62% say that they know a great deal or moderate amount, while 38% say that they know a little or nothing at all.
  
- Residents were asked about their familiarity with District-managed parks, District trails, and District-managed sports and ball fields. A large majority are *very* or *somewhat* familiar with at least one of the trails (73%), and a similarly large majority are *very* or *somewhat* familiar with at least one District-managed park (73%). At the bottom of the ranking of the three, but still with a majority saying that they are *very* or *somewhat* familiar with at least one of them, are District-managed sports and ball fields (52%).
  
- Another question asked residents if they could name any District-managed parks: 56% indicated that they could name a park. The most commonly named parks are Buchanan Park (19% named that park), Alderfer/Three Sisters Park (15%), and Elk Meadow Park (14%). The full listing of parks named by respondents are shown in the graph.
  - The nonparametric analysis found that the following responses are correlated with **being able to name** at least one park managed by the District:
    - Is very or somewhat satisfied with the District's services ( $p \leq 0.001$ ).
    - Is very or somewhat satisfied with the services that the District provides to the community ( $p \leq 0.001$ ), with the interactions he/she has had with District staff over the past 2 years, including by phone or email ( $p \leq 0.001$ ), and with the District's Program Guide ( $p \leq 0.05$ ), but are somewhat or very dissatisfied with the overall communications to the community from the District ( $p \leq 0.05$ ).
    - Is very ( $p \leq 0.001$ ) or somewhat ( $p \leq 0.01$ ) familiar with at least one of the District parks, very ( $p \leq 0.001$ ) familiar with at least one of the District trails, and very ( $p \leq 0.001$ ) familiar with at least one of the District's sports or ball fields.
    - Often or sometimes used parks in the Evergreen District ( $p \leq 0.001$ ), used trails in the Evergreen District ( $p \leq 0.001$ ), used the recreation and event centers managed by the District ( $p \leq 0.001$ ), used sports or ball fields in the Evergreen District ( $p \leq 0.05$ ), and participated in recreation and athletic programs offered by the District ( $p \leq 0.05$ ) in the past 2 years.
    - The children in his/her household often or sometimes used parks in the Evergreen District ( $p \leq 0.001$ ), used trails in the Evergreen District ( $p \leq 0.01$ ), and used sports or ball fields in the Evergreen District ( $p \leq 0.05$ ) in the past 2 years.




- Is somewhat or very dissatisfied with the sports and ball fields in the Evergreen District ( $p \leq 0.05$ ).
- Rated the quality of sports and ball fields ( $p \leq 0.01$ ) in the Evergreen District as fair or poor, but rated the quality of parks ( $p \leq 0.01$ ) in the Evergreen District as excellent or good.
- Strongly or moderately agree that there are enough parks ( $p \leq 0.001$ ), recreation and event centers ( $p \leq 0.01$ ), and trails ( $p \leq 0.05$ ) in the Evergreen District.
- Strongly or moderately supports creating additional trails and building new parks in the Evergreen District, but moderately or strongly opposes building new recreation and event centers in the Evergreen District (all at  $p \leq 0.01$  or greater significance).
- Is very or somewhat aware of at least one partnership that the District currently has with a user group or non-profit group ( $p \leq 0.001$ ).
- Strongly or moderately agree that the District should be making shared-use arrangements ( $p \leq 0.01$ ).
- Strongly or moderately supports having the District subsidize users of District services and facilities ( $p \leq 0.05$ ).
- Strongly or moderately supports higher fees for non-residents than for residents for recreational services ( $p \leq 0.01$ ) and dedicating a set amount of property taxes to secure funding for the District's activities and facilities ( $p \leq 0.05$ ), but moderately or strongly opposes a Bond measure in the community to secure funding for the District's activities, facilities, operations, or maintenance ( $p \leq 0.05$ ).
- Strongly or moderately agree that the District has the right amount of undeveloped open space regarding development of recreation facilities in the Evergreen District ( $p \leq 0.05$ ).
- Strongly or moderately agree with the following statement: One region of the Evergreen District is given preferential treatment over other regions ( $p \leq 0.001$ ).
- Moderately or strongly disagree with the following statement: The District spends its money fairly throughout the entire District ( $p \leq 0.05$ ).
- Has visited the District's website ( $p \leq 0.001$ ).
- Education level is Bachelor's or higher degree ( $p \leq 0.01$ ).
- Household income is \$100,000 or more ( $p \leq 0.01$ ).
- Is between ages 35-64 ( $p \leq 0.05$ ).
- Has lived in the Evergreen District for the median of 15 years or more ( $p \leq 0.05$ ).
- The nonparametric analysis found that the following responses are correlated with **not being able to name** a park managed by the District:
  - Is not at all familiar with any of the District parks ( $p \leq 0.001$ ) or trails ( $p \leq 0.001$ ).
  - Rarely or never used parks in the Evergreen District ( $p \leq 0.001$ ), used trails in the Evergreen District ( $p \leq 0.001$ ), used a recreation and event center managed by the District ( $p \leq 0.001$ ), participated in recreation and athletic programs offered by the District ( $p \leq 0.05$ ), or used sports or ball fields in the Evergreen District ( $p \leq 0.05$ ) in the past 2 years.
  - The children in his/her household rarely or never used parks in the Evergreen District ( $p \leq 0.001$ ), used trails in the Evergreen District ( $p \leq 0.05$ ), used sports or ball fields in the Evergreen District ( $p \leq 0.05$ ), or used a recreation and event center managed by the District ( $p \leq 0.05$ ) in the past 2 years.

- Rated the quality of sports and ball fields in the Evergreen District as excellent or good ( $p \leq 0.05$ ).
- Has had no problems with sports or ball field availability in the District ( $p \leq 0.01$ ).
- Is willing to travel, one-way, less than the median of 10 miles to use a park in the Evergreen District ( $p \leq 0.05$ ).
- Is not at all aware of any partnerships that the District currently has with any user groups or non-profit groups ( $p \leq 0.001$ ).
- Has not visited the District's website ( $p \leq 0.001$ ).
- Has children 17 years old or younger living in his/her household or who regularly stay in the household in his/her care ( $p \leq 0.001$ ).
- Education level is no higher than Associate's or Trade School degree ( $p \leq 0.01$ ).
- Has lived in the Evergreen District for less than the median of 15 years ( $p \leq 0.05$ ).
- Is age 65 or above ( $p \leq 0.05$ ).


**Q11. How much would you say you know about the Evergreen Park and Recreation District?**




**Percent who are very familiar with at least one of the following.**



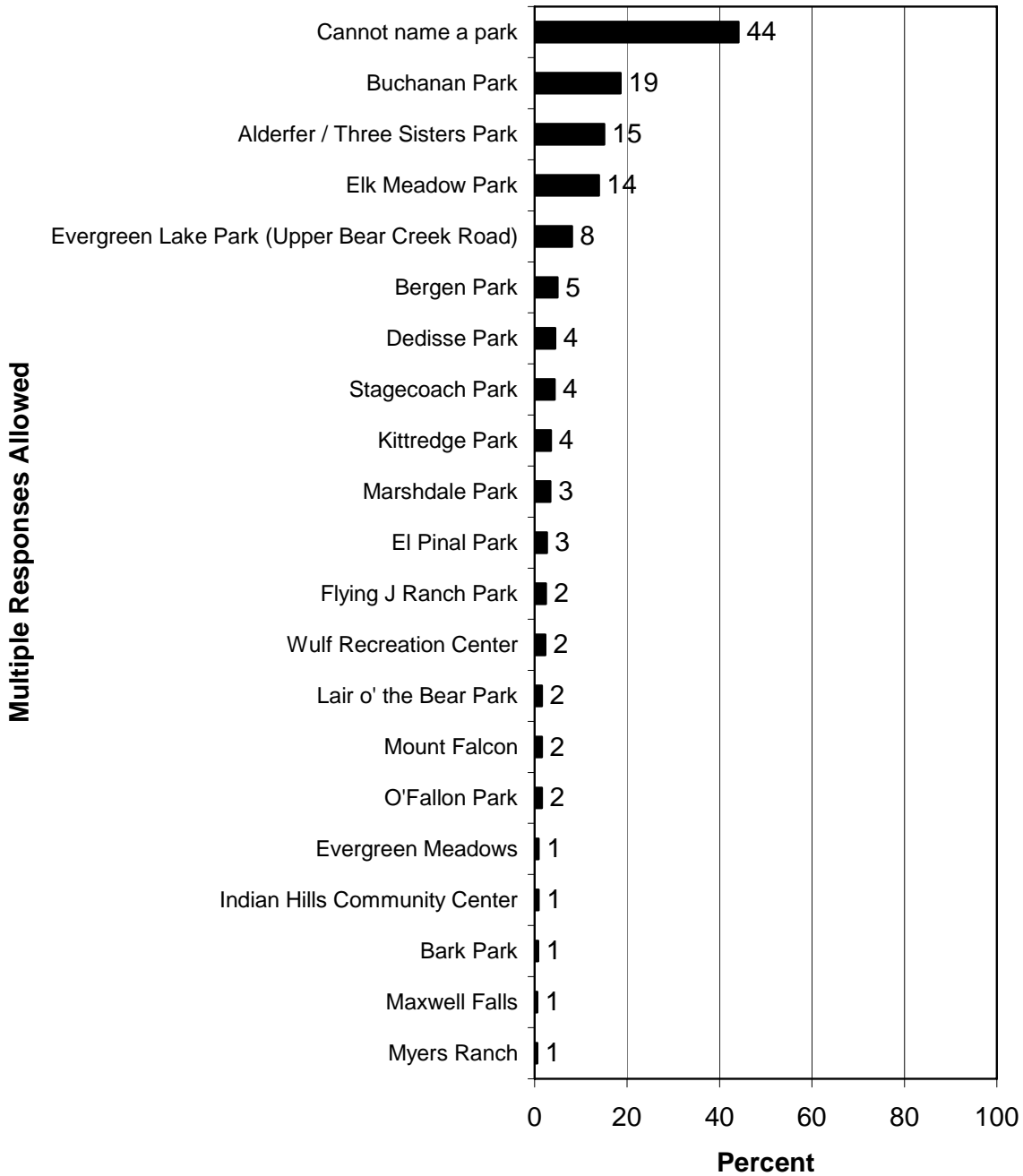
**Percent who are very or somewhat familiar with at least one of the following.**



**Percent who are not at all familiar with any of the following.**



**Q34/Q35. Can you name any parks managed by the District? What are the names of the parks managed by the District that you can name?**

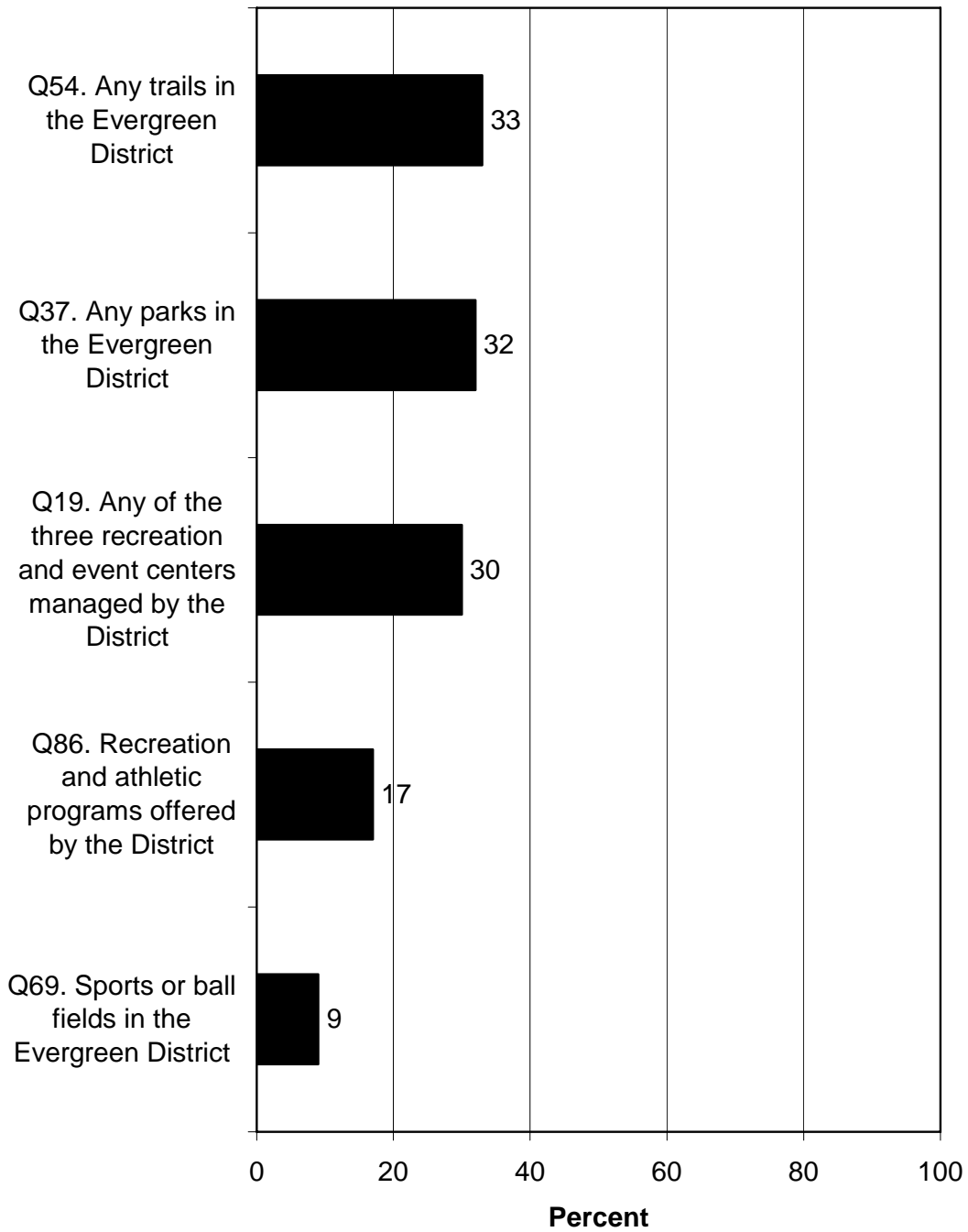


## USE OF EVERGREEN FACILITIES AND PROGRAMS

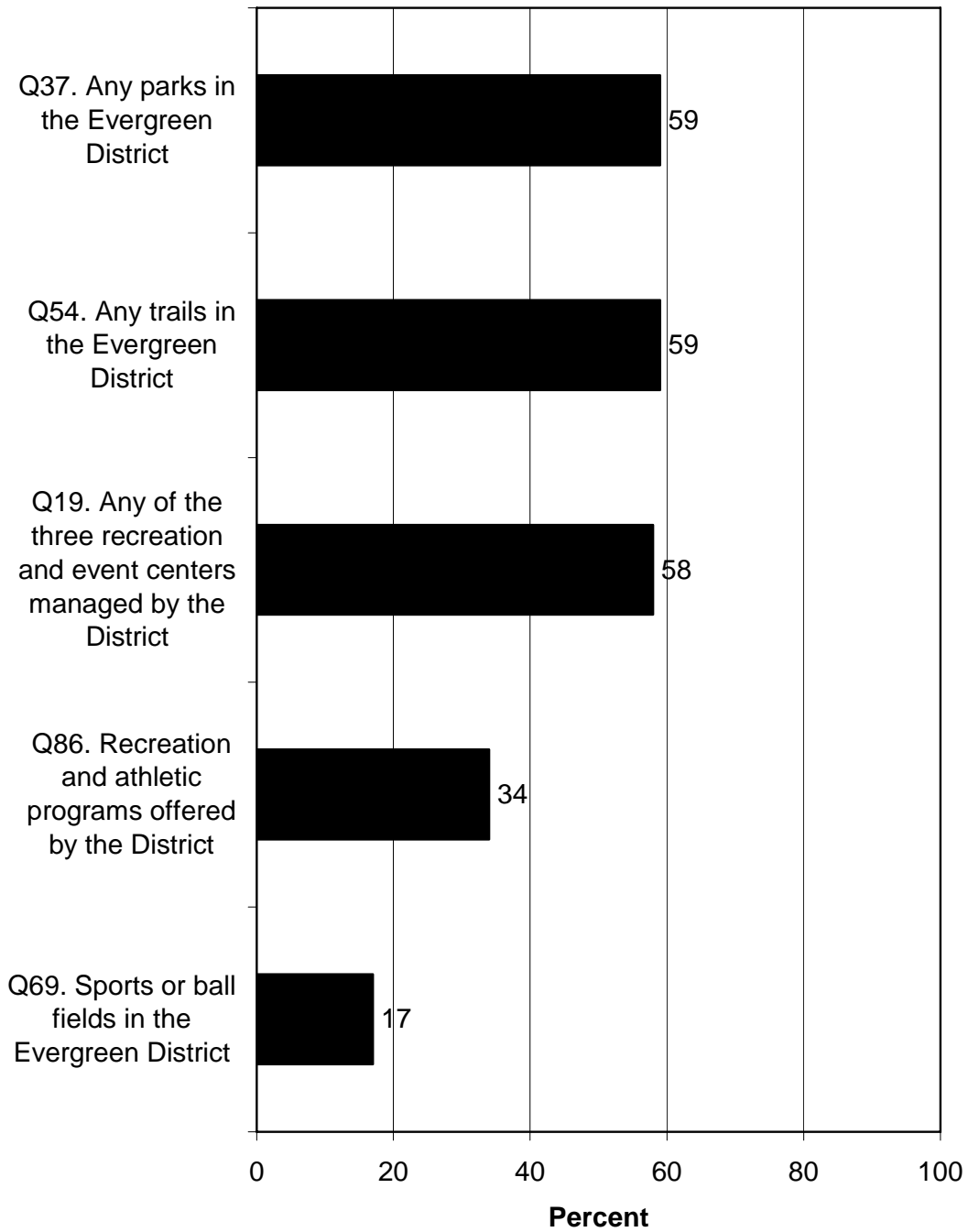
- The survey asked residents to indicate how often they used recreation and event centers, parks, trails, sports and ball fields, and District programs. Of those five types of facilities/programs, three have a majority of residents saying that they used them *often* or *sometimes* in the past 2 years: parks (59% used them *often* or *sometimes*), trails (also 59%), and recreation and event centers (58%). Rounding out the list are the recreation and athletic programs (34% used them *often* or *sometimes*) and sports and ball fields (17%).
  
- The survey asked those with children to indicate children's use of the same five types of facilities/programs. All of them have at least half of residents with children saying that their children used them *often* or *sometimes* in the past 2 years. At the top of the list are recreation and event centers (74%) and parks (also 74%). Rounding out the list are recreation and athletic programs (63%), trails (59%), and sports and ball fields (50%).
  
- The above results were combined to determine use of the items by adults or children. In this analysis, three types of facilities/programs have at least 60% of residents saying that they or their children used them *often* or *sometimes* in the past 2 years. Topping the list are parks (62%), recreation and event centers (61%), and trails (60%). Rounding out this ranking are recreation and athletic programs (44%) and sports and ball fields (24%).




**Percent who often used or participated in the following in the past 2 years.**



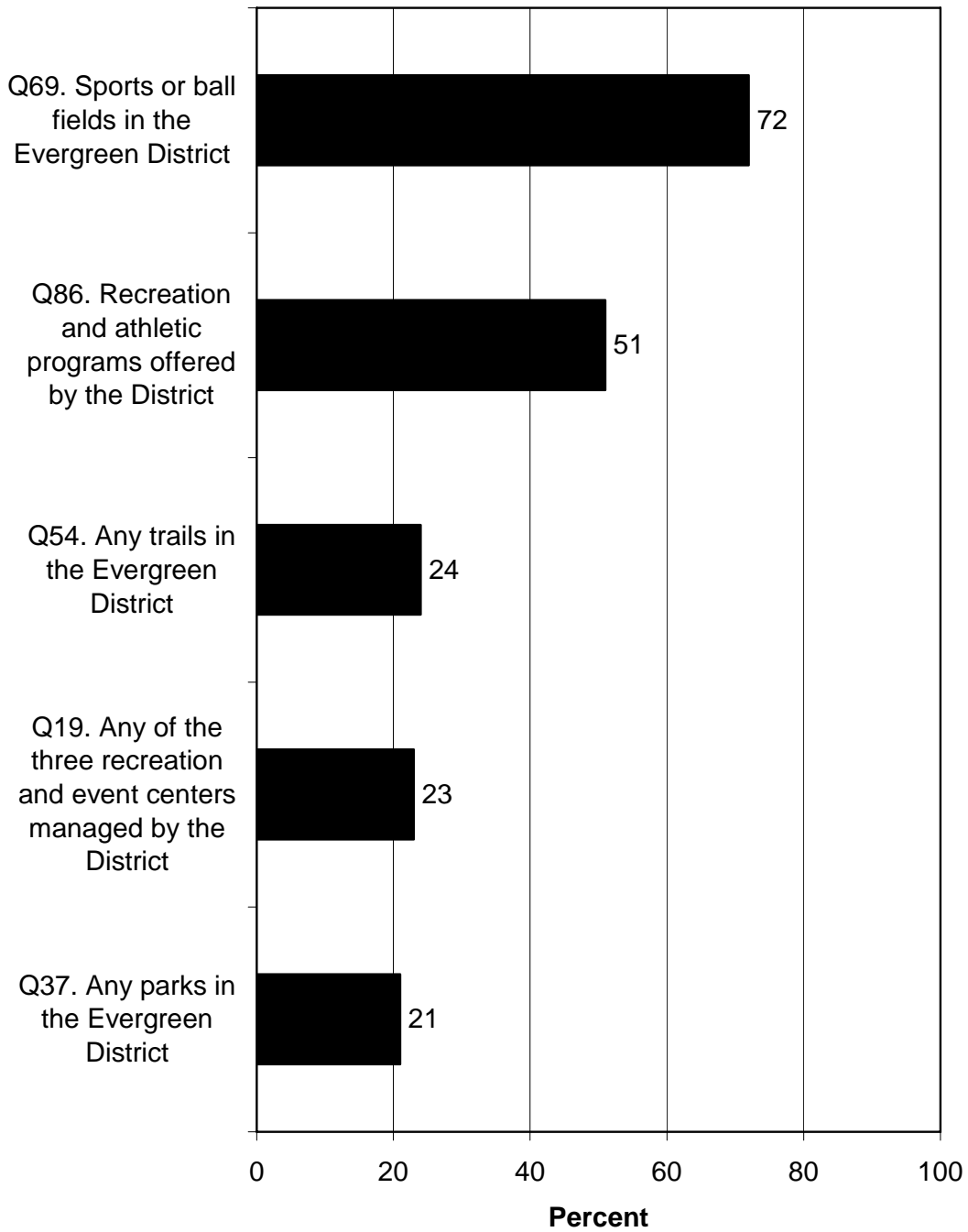
**Percent who often or sometimes used or participated in the following in the past 2 years.**




**Percent who rarely or never used or participated in the following in the past 2 years.**



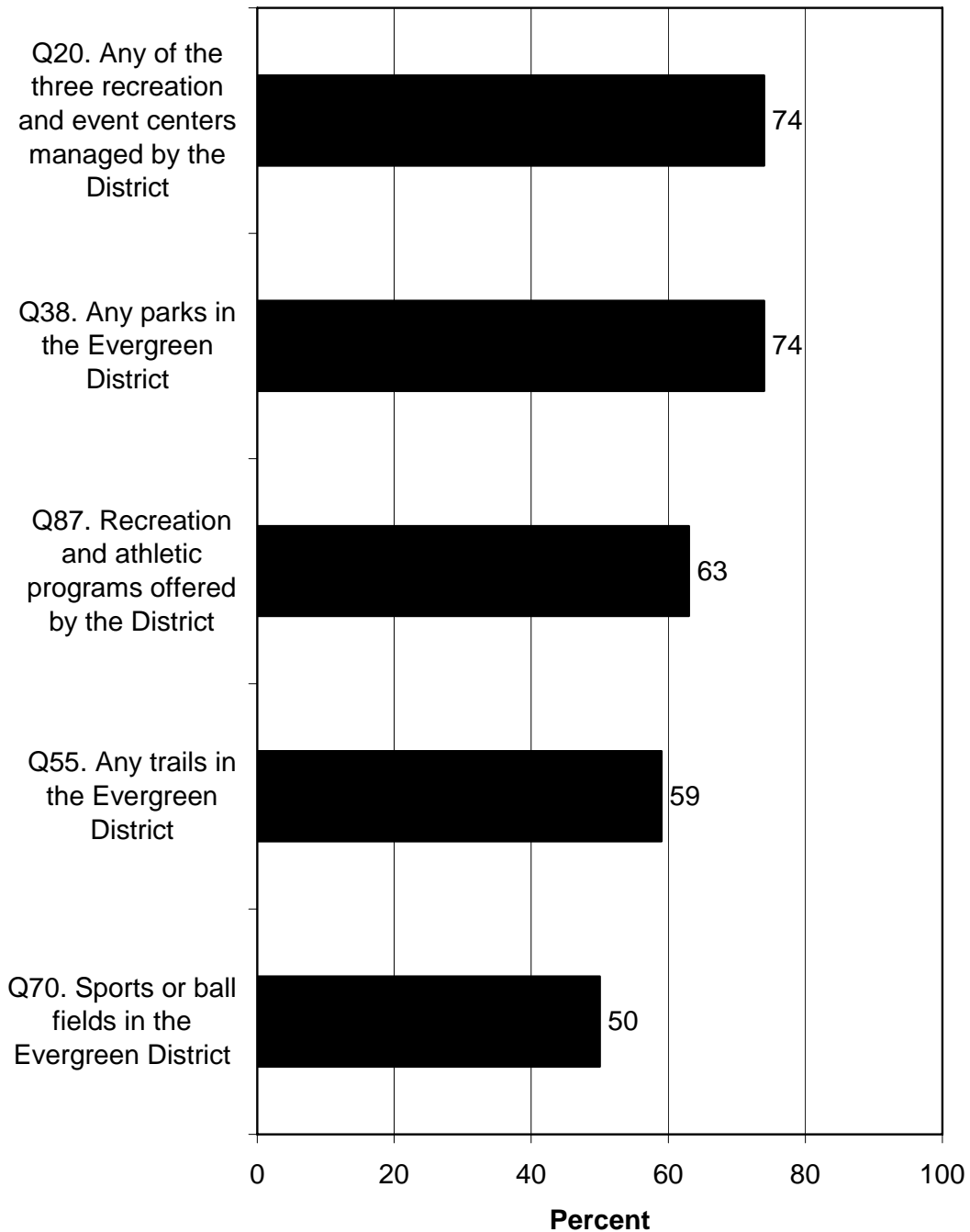
**Percent who never used or participated in the following in the past 2 years.**



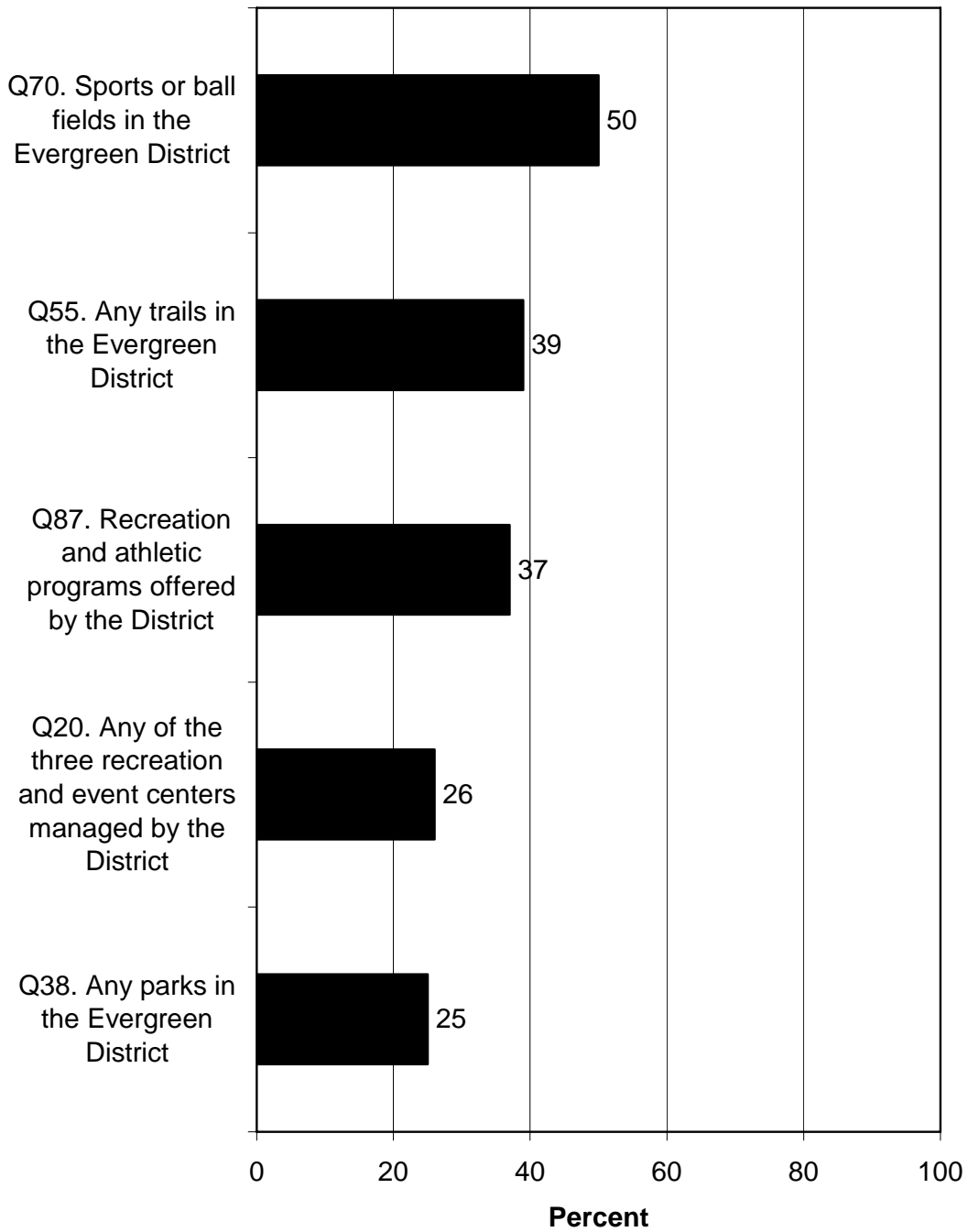
**Percent who have children in the household who often used or participated in the following in the past 2 years.**




**Percent who have children in the household who often or sometimes used or participated in the following in the past 2 years.**



**Percent who have children in the household who rarely or never used or participated in the following in the past 2 years.**

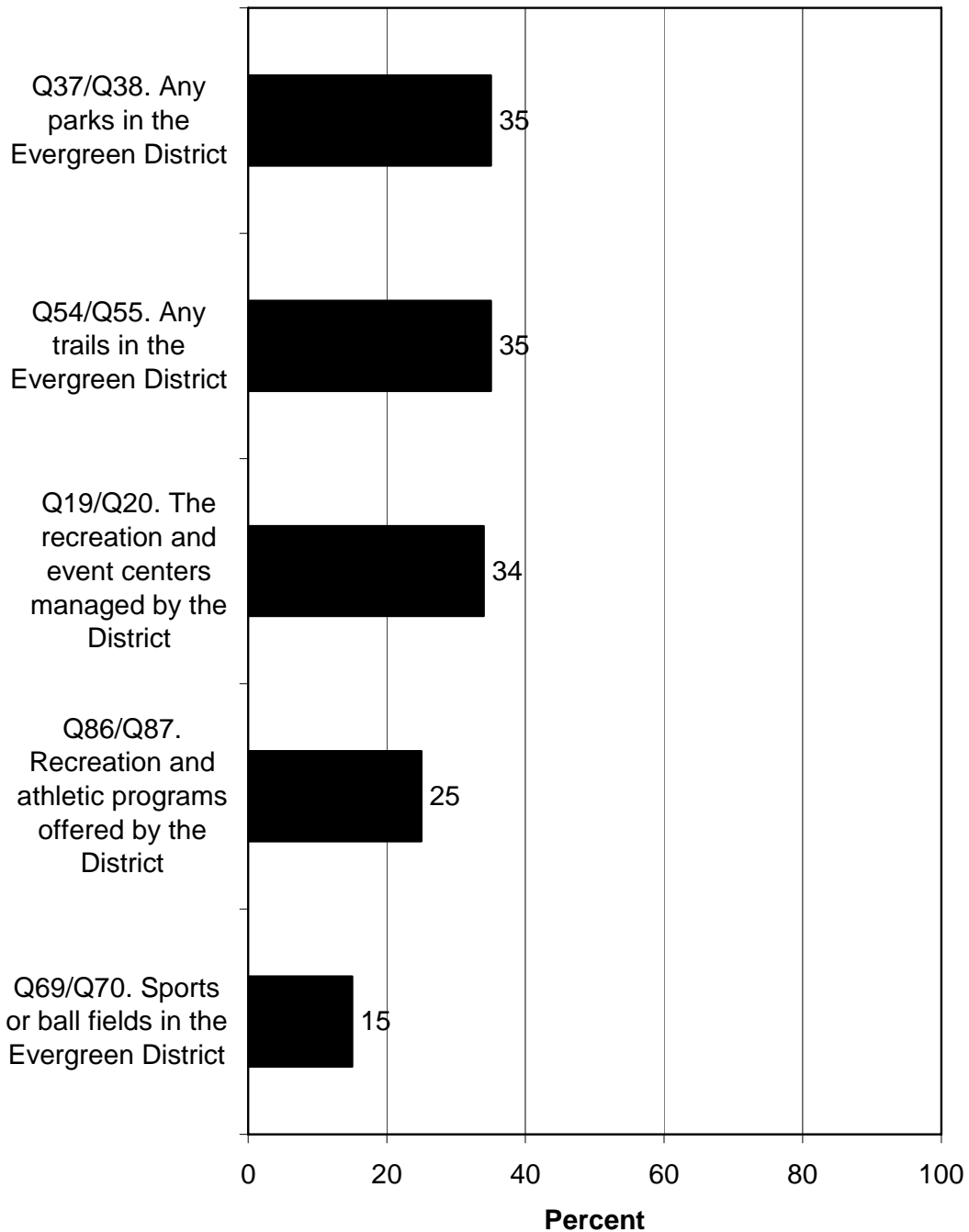


**Percent who have children in the household who never used or participated in the following in the past 2 years.**






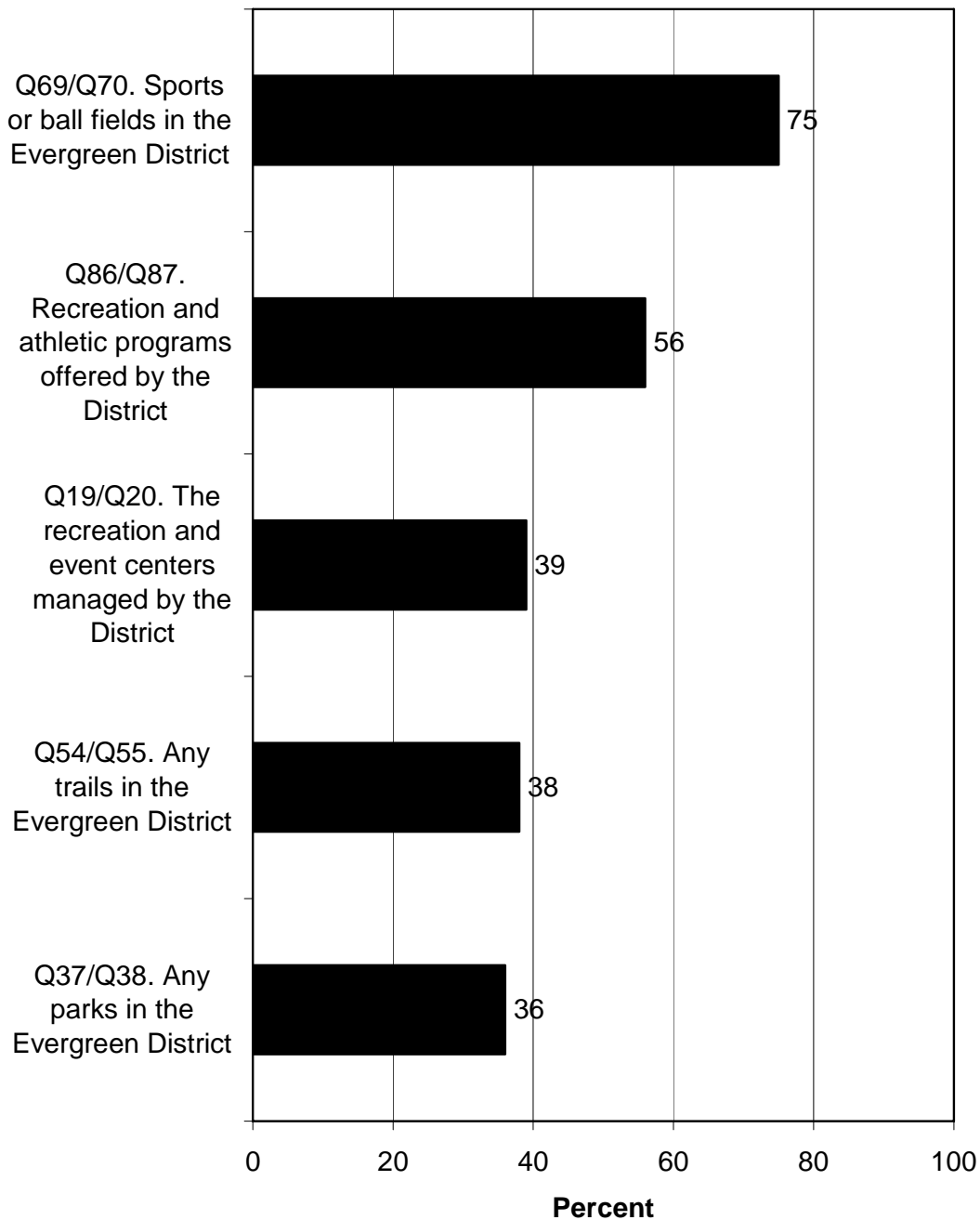
**Percent who often used or participated or have children in the household who often used or participated in the following in the past 2 years.**



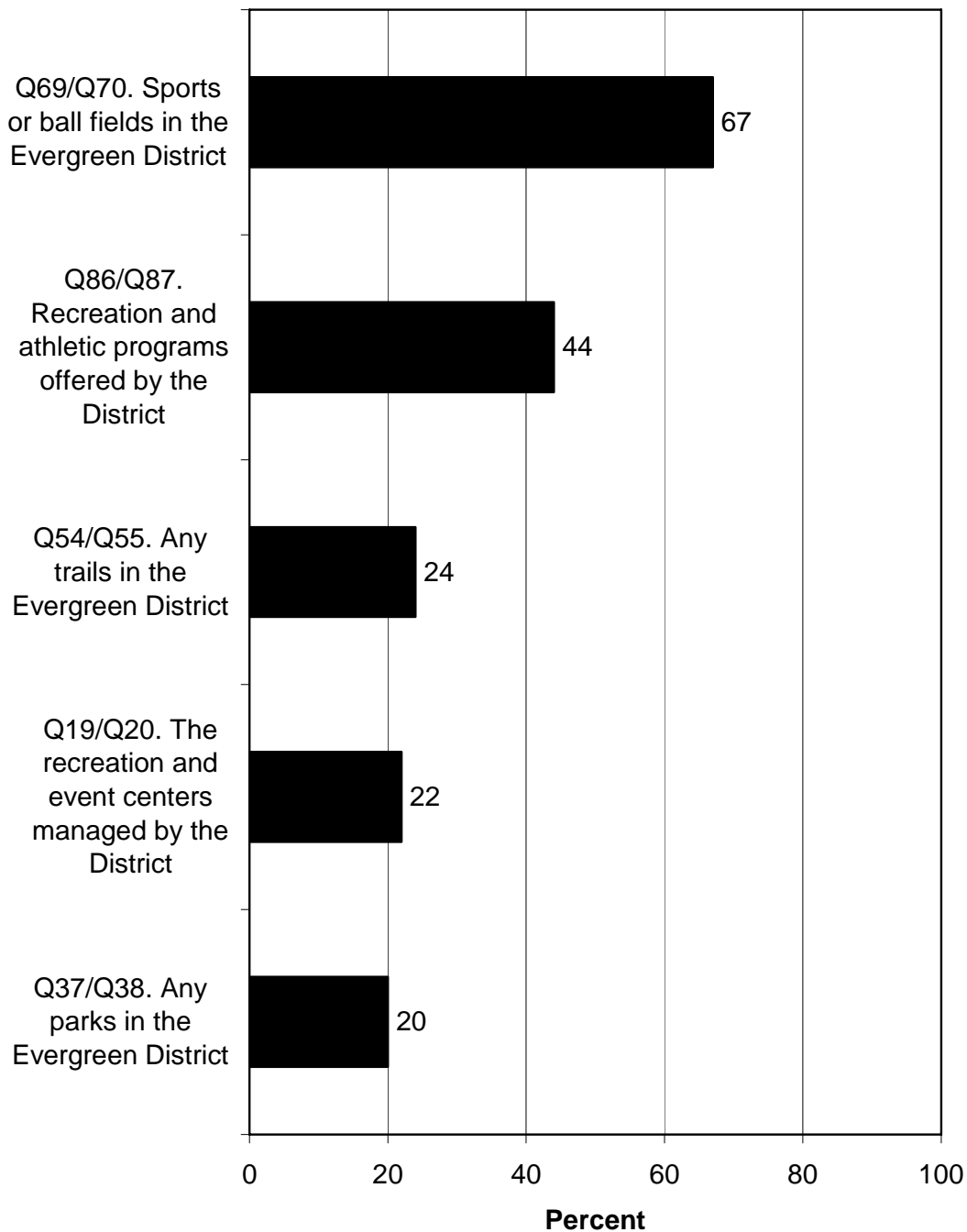
**Percent who often or sometimes used or participated or have children in the household who often or sometimes used or participated in the following in the past 2 years.**



**Percent who rarely or never used or participated or have children in the household who rarely or never used or participated in the following in the past 2 years.**



**Percent who never used or participated or have children in the household who never used or participated in the following in the past 2 years.**



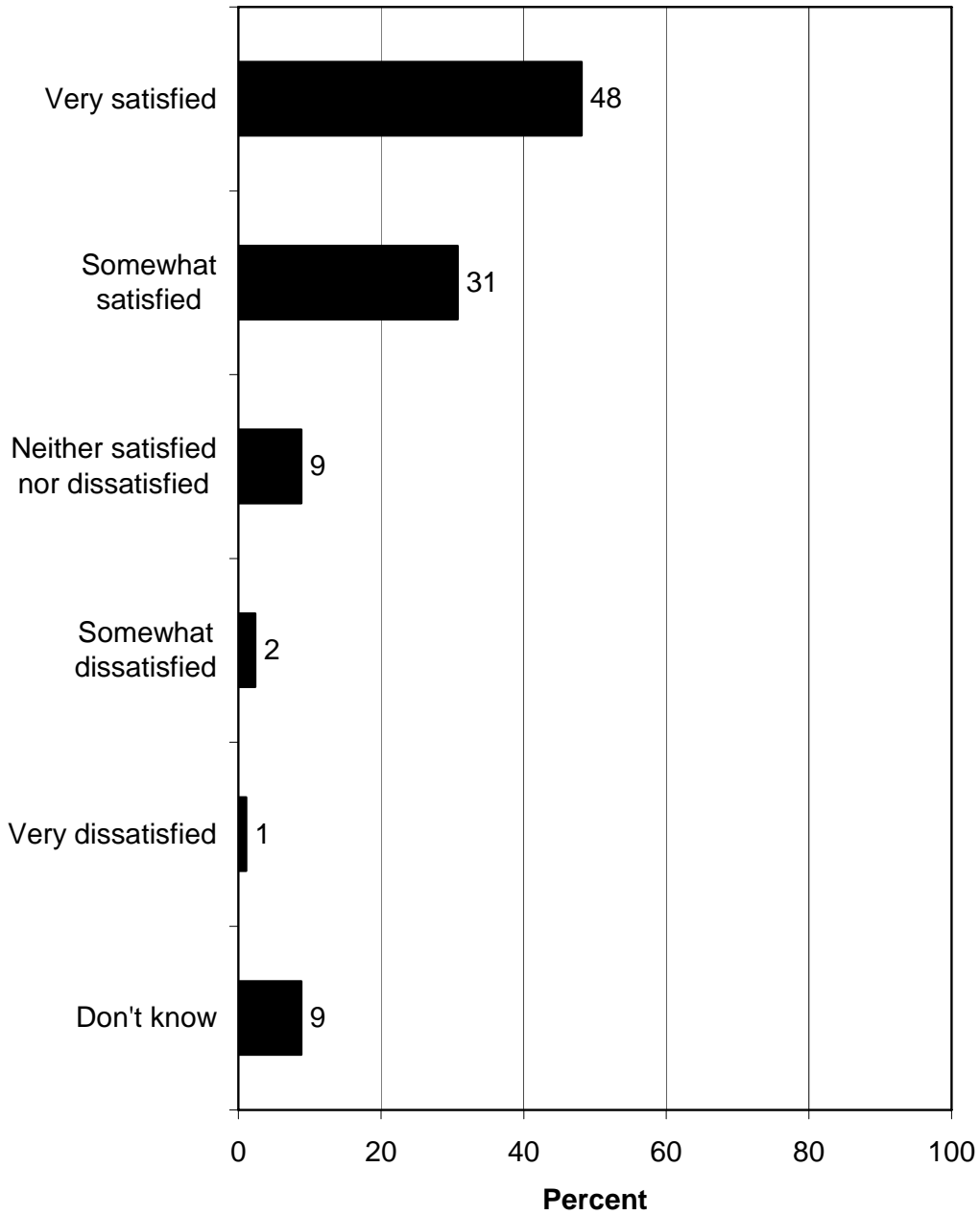
## SATISFACTION WITH THE EVERGREEN DISTRICT OVERALL

- Satisfaction with the District overall is positive. A large majority of residents (79%) are *very* or *somewhat* satisfied with the District's services, while only 3% are dissatisfied (the rest gave neutral answers).
- The nonparametric analysis found that the following responses are correlated with being very or somewhat satisfied with the District's services:
  - Is very or somewhat satisfied with the services that the District provides to the community, that his/her recreation needs are being met by the District, with the interactions he/she has had with District staff over the past 2 years, including by phone or email, with the overall communications to the community from the District, and with the District's Program Guide (all at  $p \leq 0.001$  significance).
  - Is very ( $p \leq 0.001$ ) or somewhat ( $p \leq 0.01$ ) familiar with at least one of the District parks and very ( $p \leq 0.001$ ) or somewhat ( $p \leq 0.01$ ) familiar with at least one of the District trails.
  - Often or sometimes used at least one of the recreation and event centers managed by the District, used trails in the Evergreen District, used parks in the Evergreen District, and participated in recreation and athletic programs offered by the District personally in the past 2 years (all at  $p \leq 0.001$  significance).
  - The children in his/her household often or sometimes used at least one of the recreation and event centers managed by the District ( $p \leq 0.001$ ), participated in recreation and athletic programs offered by the District ( $p \leq 0.001$ ), used sports and ball fields ( $p \leq 0.001$ ) and parks ( $p \leq 0.01$ ) in the Evergreen District in the past 2 years.
  - Is very or somewhat satisfied with parks in the Evergreen District ( $p \leq 0.001$ ), with the recreation and athletic programs offered by the District ( $p \leq 0.001$ ), with the recreation and event centers managed by the District ( $p \leq 0.001$ ), with the trails in the Evergreen District ( $p \leq 0.001$ ), and with the sports and ball fields in the Evergreen District ( $p \leq 0.05$ ).
  - Rated as excellent or good the quality of the recreation and athletic programs offered by the District ( $p \leq 0.001$ ), the variety of the recreation and athletic programs offered by the District ( $p \leq 0.001$ ), the maintenance of the recreation and event centers managed by the District ( $p \leq 0.001$ ), the quality of the recreation and event centers managed by the District ( $p \leq 0.05$ ), the maintenance of trails in the Evergreen District ( $p \leq 0.05$ ), and the maintenance of parks in the Evergreen District ( $p \leq 0.05$ ).
  - Strongly or moderately agrees that there are enough recreation and event centers, amenities at parks, parks, and trails in the Evergreen District (all at  $p \leq 0.001$  significance).
  - Strongly or moderately supports adding improvements or amenities to the existing recreation and event centers ( $p \leq 0.001$ ), creating additional trails ( $p \leq 0.01$ ), and building new parks ( $p \leq 0.05$ ) in the Evergreen District.
  - Moderately or strongly opposes building new recreation and event centers ( $p \leq 0.05$ ) in the Evergreen District.
  - Does not have any types of recreation or facilities that the District does not currently offer that he/she would like to see the District offer ( $p \leq 0.01$ ).

- Is willing to travel, one-way, the median of 10 miles or more to get to a trail in the Evergreen District ( $p \leq 0.05$ ).
- Strongly or moderately supports having the District partner with user groups or non-profit groups to help provide recreational opportunities ( $p \leq 0.001$ ).
- Strongly or moderately supports dedicating a set amount of property taxes to secure funding for the District's activities and facilities ( $p \leq 0.001$ ), a Bond measure in the community to secure funding for the District's activities, facilities, operations, or maintenance ( $p \leq 0.01$ ), and higher fees overall for improved maintenance of District facilities ( $p \leq 0.05$ ).
- Strongly or moderately agrees that the District has the right amount of undeveloped open space regarding development of recreation facilities in the Evergreen District ( $p \leq 0.05$ ).
- Moderately or strongly disagrees with the following statement: One region of the Evergreen District is given preferential treatment over other regions ( $p \leq 0.001$ ).
- Strongly or moderately agrees with the following statement: The District spends its money fairly throughout the entire District ( $p \leq 0.001$ ).
- Has visited the District's website ( $p \leq 0.001$ ).
- Is between ages 35-64 ( $p \leq 0.01$ ).
- The nonparametric analysis found that the following responses are correlated with being somewhat or very dissatisfied with the District's services:
  - Is somewhat or very dissatisfied with the services that the District provides to the community ( $p \leq 0.001$ ), that his/her recreation needs are being met by the District ( $p \leq 0.001$ ), with the interactions he/she has had with District staff over the past 2 years, including by phone or email ( $p \leq 0.001$ ), with the District's Program Guide ( $p \leq 0.001$ ), and with the overall communications to the community from the District ( $p \leq 0.05$ ).
  - Is somewhat or very dissatisfied with the recreation and athletic programs offered by the District ( $p \leq 0.001$ ), with the recreation and event centers managed by the District ( $p \leq 0.001$ ), with parks in the Evergreen District ( $p \leq 0.001$ ), and with the trails in the Evergreen District ( $p \leq 0.01$ ).
  - Rated as fair or poor the quality of the recreation and athletic programs offered by the District ( $p \leq 0.001$ ), the variety of the recreation and athletic programs offered by the District ( $p \leq 0.001$ ), the maintenance of the recreation and event centers managed by the District ( $p \leq 0.01$ ), the recreation and event centers managed by the District ( $p \leq 0.01$ ), and the maintenance of trails in the Evergreen District ( $p \leq 0.05$ ).
  - Moderately or strongly disagrees that there are enough recreation and event centers ( $p \leq 0.001$ ) or trails ( $p \leq 0.05$ ) in the Evergreen District.
  - Moderately or strongly opposes creating new sports and ball fields ( $p \leq 0.01$ ), adding improvements or amenities to the existing recreation and event centers ( $p \leq 0.05$ ), and building new parks ( $p \leq 0.05$ ) in the Evergreen District.
  - Has at least one type of recreation or facility that the District does not currently offer that he/she would like to see offered ( $p \leq 0.001$ ).
  - Moderately or strongly opposes having the District partner with user groups or non-profit groups to help provide recreational opportunities ( $p \leq 0.01$ ) and having the District subsidize users of District services and facilities ( $p \leq 0.05$ ).

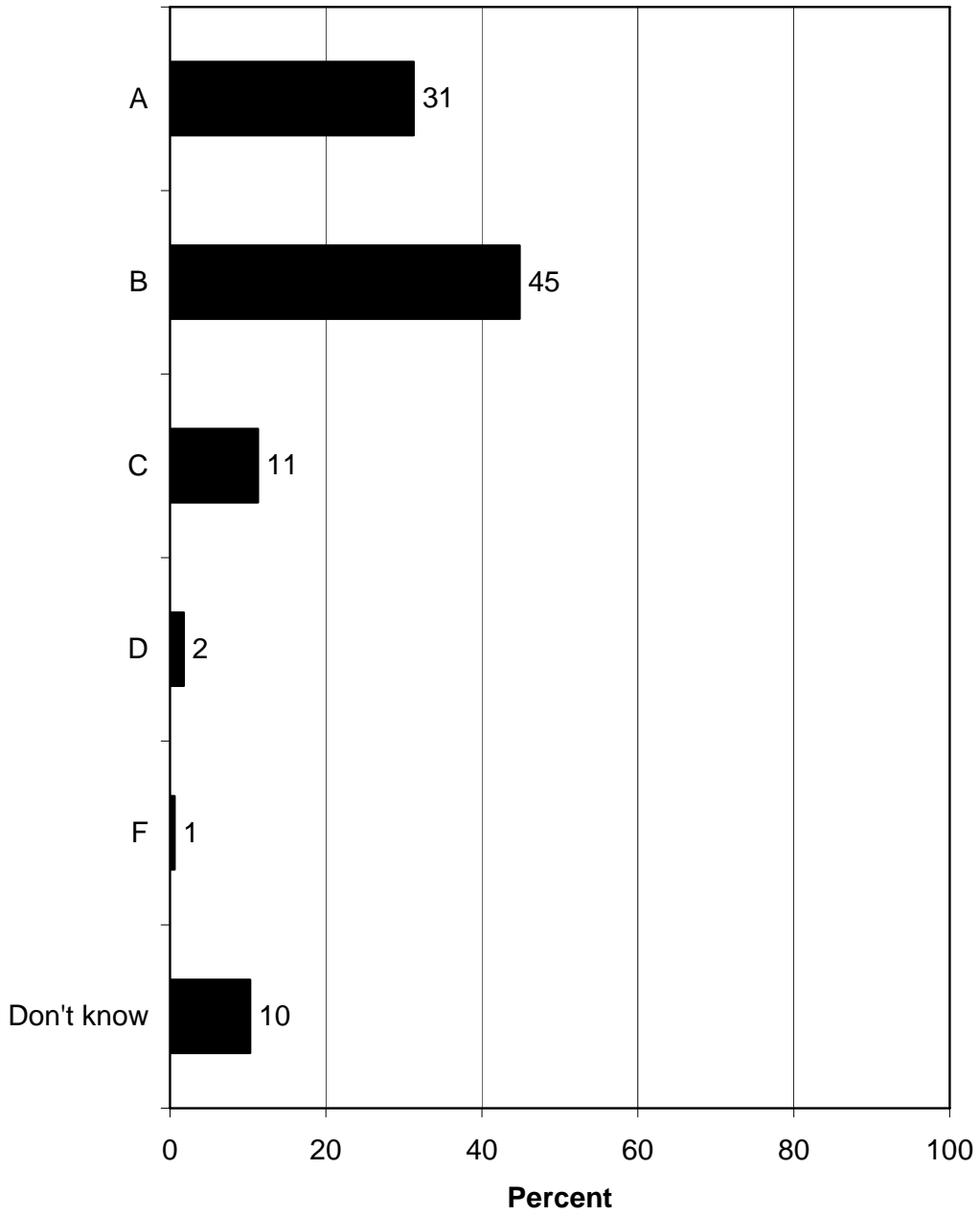
- Is very or somewhat aware of at least one partnership that the District currently has with a user group or non-profit group ( $p \leq 0.05$ ).
  - Moderately or strongly opposes dedicating a set amount of property taxes to secure funding for the District's activities and facilities ( $p \leq 0.01$ ) and to a Bond measure in the community to secure funding for the District's activities, facilities, operations, or maintenance ( $p \leq 0.05$ ).
  - Moderately or strongly disagrees that the District should be conducting projects that typically are handled by county and municipal governments in general ( $p \leq 0.01$ ) and doing so even if the county and municipal governments cannot ( $p \leq 0.05$ ).
  - Moderately or strongly disagrees with the following statement: The District spends its money fairly throughout the entire District ( $p \leq 0.001$ ).
  - Strongly or moderately agrees with the following statement: One region of the Evergreen District is given preferential treatment over other regions ( $p \leq 0.05$ ).
  - Has lived in the Evergreen district for the median of 15 years or more ( $p \leq 0.05$ ).
- Residents were asked to give a letter grade to the District: 76% give an "A" or a "B"; meanwhile, 3% give a "D" or an "F."

**Q13. Overall, how satisfied or dissatisfied are you with the District's services?**





**Q14. If you had to give a letter grade to the District overall, what grade would you give?**




## RATINGS OF AND SATISFACTION WITH EVERGREEN FACILITIES AND PROGRAMS


- In addition to asking respondents about their satisfaction with the District overall, the survey asked facility/program users about their satisfaction with each of five items individually: recreation and event centers, parks, trails, sports and ball fields, and District programs. Each of the items has a large majority of users saying that they are *very* or *somewhat* satisfied with them: recreation and event centers (94% are *very* or *somewhat* satisfied), parks (94%), trails (94%), recreation and athletic programs (90%), and sports and ball fields (86%).
- The survey asked facility and program users to rate them on an excellent-good-fair-poor scale. With the exception of the *scheduling* of sporting and recreation events on the District-managed sports and ball fields, a large majority of users gave *excellent* or *good* ratings to each item. At the top of the ranking are the recreation and event centers (93% of users gave them an *excellent* or *good* rating), trails (93%), and parks (92%). Also with positive ratings are the recreation and athletic programs (86%), sports and ball fields (81%), and the amenities at parks (76%). The lone exception already mentioned, the *scheduling* of sporting and recreation events on the District-managed sports and ball fields, had 51% rating it as *excellent* or *good*.
- Facility users were asked to rate the maintenance of the facilities, again using an excellent-good-fair-poor scale. All had positive ratings: recreation and event centers (89% rated their maintenance as *excellent* or *good*), trails (89%), parks (88%), and sports and ball fields (79%).
- Residents were asked about their satisfaction with five aspects of the District. For each aspect, a large majority indicated being *very* or *somewhat* satisfied: the services that the District provides to the community (83%), that their recreation needs are being met by the District (81%), the District's Program Guide (74%), the overall communications to the community from the District (70%), and the interactions they have had with District staff in the past 2 years (60%). No more than 12% are dissatisfied with any of the items (with "don't know" and the neutral answer accounting for the remaining percentage for each item).

- The interviewers read to respondents four statements about the availability of the District-managed sports and ball fields, on a continuum from being highly available to not being available, and then asked respondents which best described their feelings; results were positive. Most commonly, users of the sports and ball fields chose the statement representing the highest availability: 38% said that “I have had no problems with field availability” best describes their feelings. This was closely followed by the statement representing the next highest availability: 29% said that “There are some minor problems with field availability” best describes their feelings. At the bottom, 9% chose the statement, “There are some major problems with field availability”; note that less than 1% chose the statement, “The fields are never available.”
  
- Ratings of the *variety* of the recreation and athletic programs offered are positive: 84% rated the variety of programs as *excellent* or *good*, while only 12% rated them as *fair* or *poor*.
  
- Agreement (36%) far exceeds disagreement (16%) that the District spends its money fairly throughout the entire District (48% gave the neutral answer or did not know).
  - Similarly, disagreement (37%) exceeds agreement (25%) that one region of the Evergreen District is given preferential treatment over other regions.

**Percent who indicated being very satisfied overall  
with the following. (Asked of users.)**



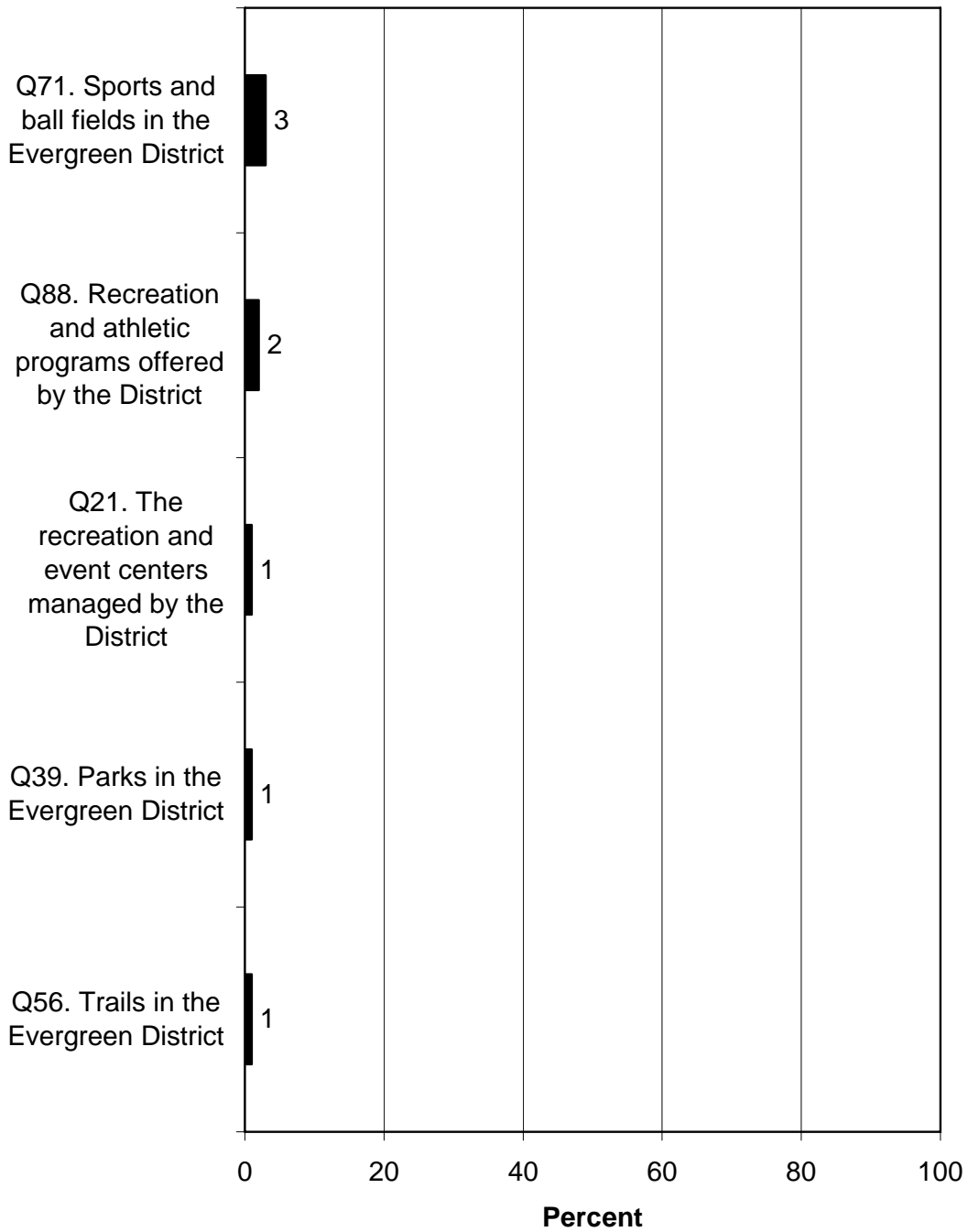
**Percent who indicated being very or somewhat satisfied overall with the following. (Asked of users.)**




**Percent who indicated being somewhat or very dissatisfied overall with the following. (Asked of users.)**



**Percent who indicated being very dissatisfied overall with the following. (Asked of users.)**

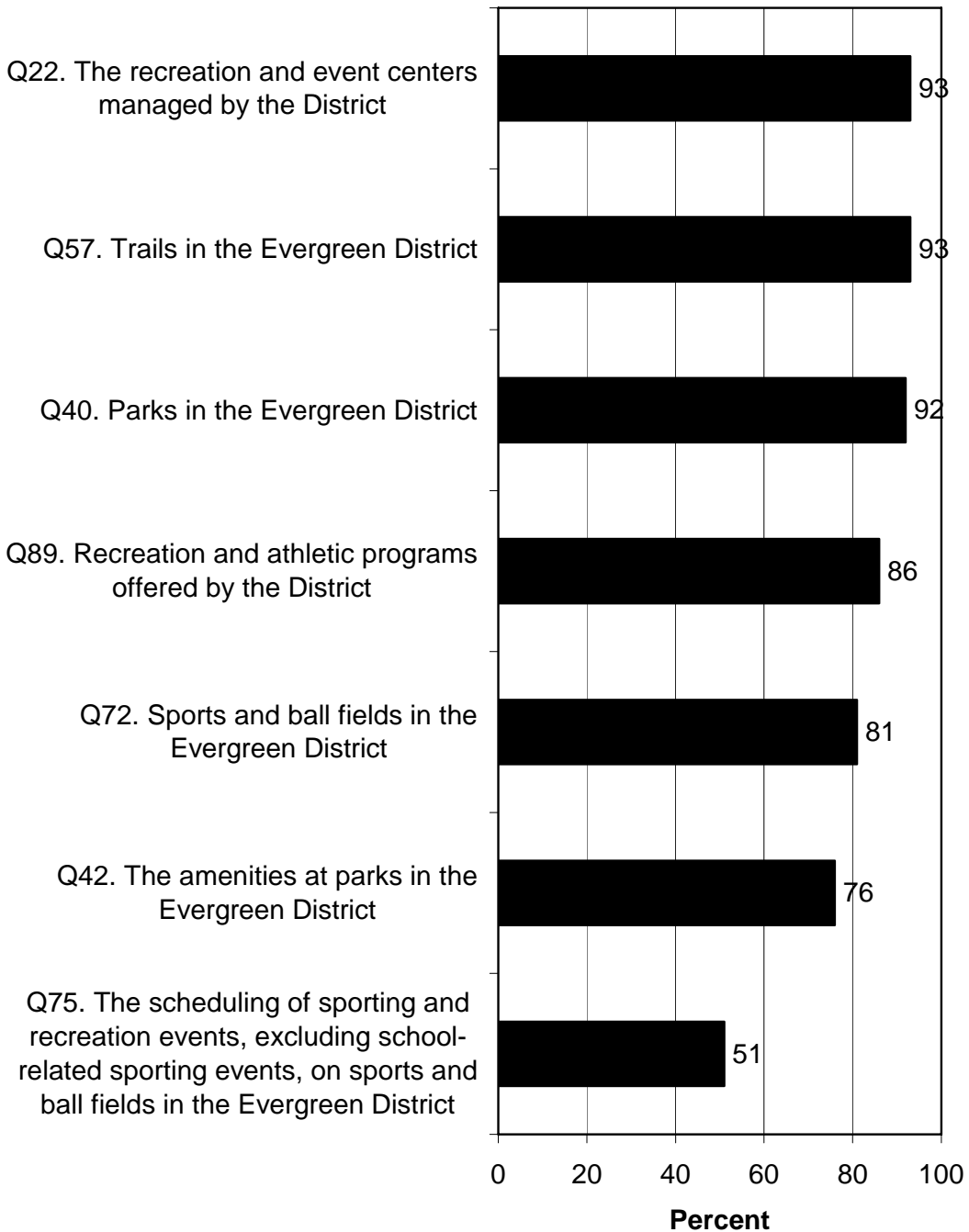


**Percent who rated the quality of the following as excellent. (Asked of users.)**

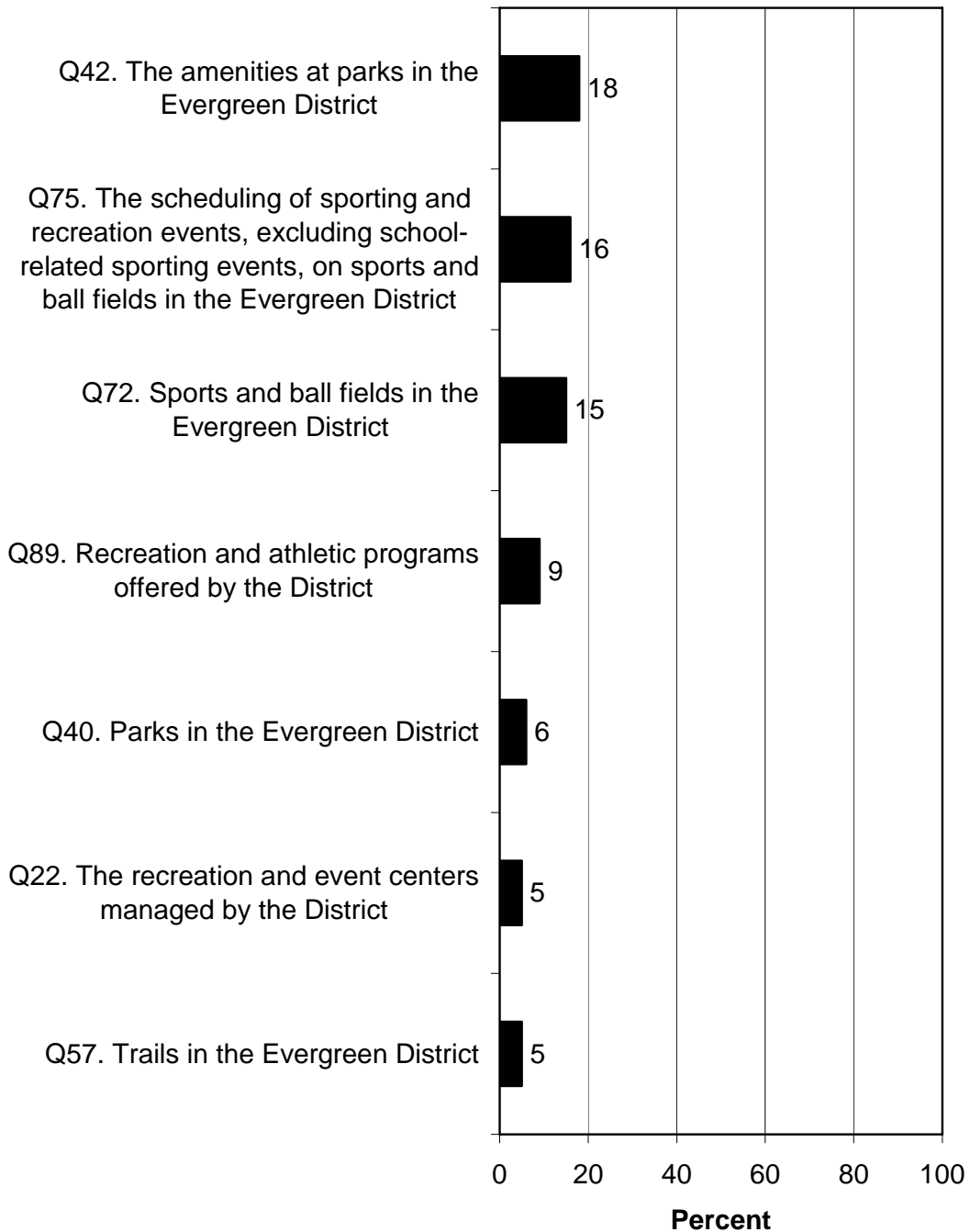




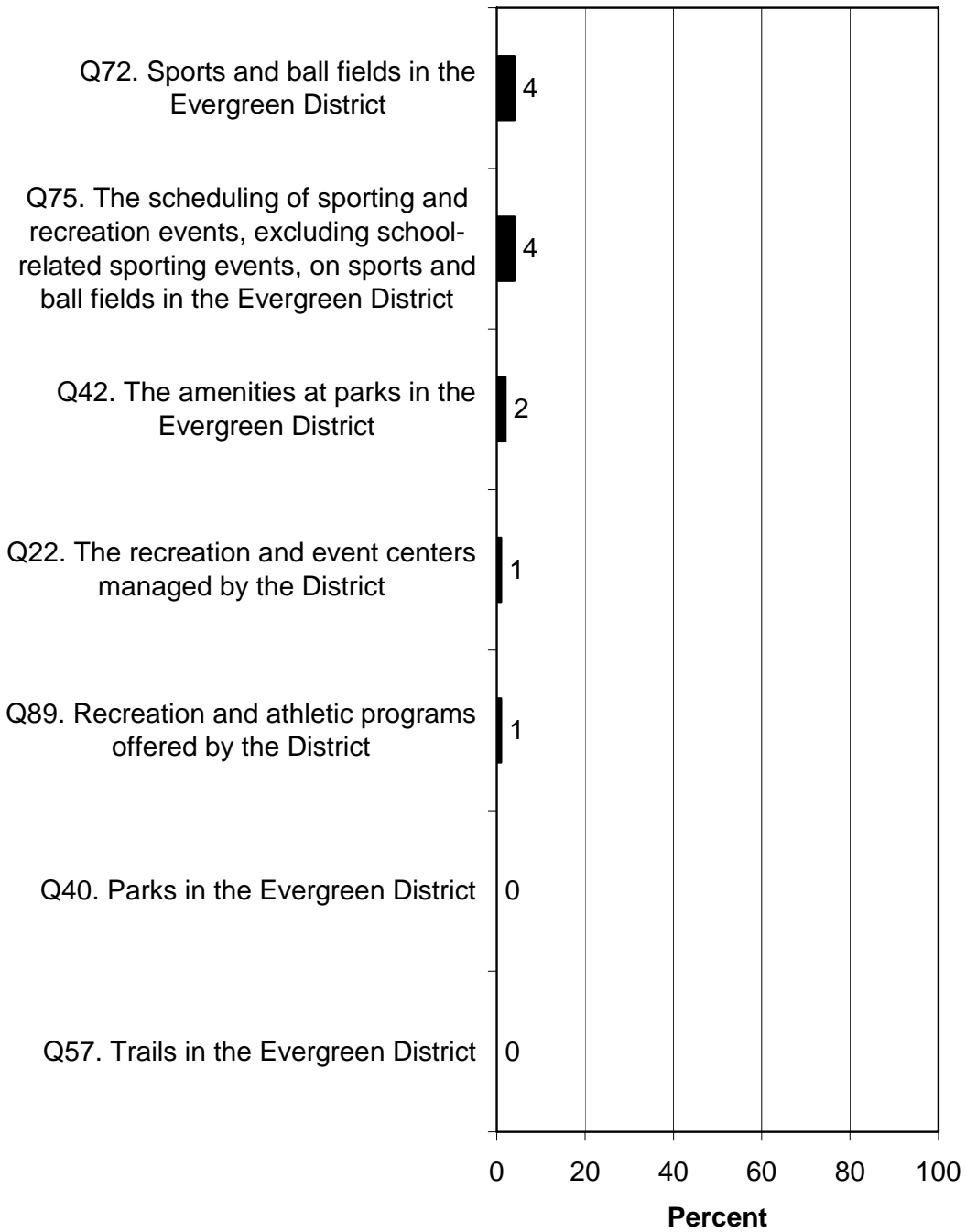
**Percent who rated the quality of the following as excellent or good. (Asked of users.)**




**Percent who rated the quality of the following as fair or poor. (Asked of users.)**




**Percent who rated the quality of the following as poor. (Asked of users.)**



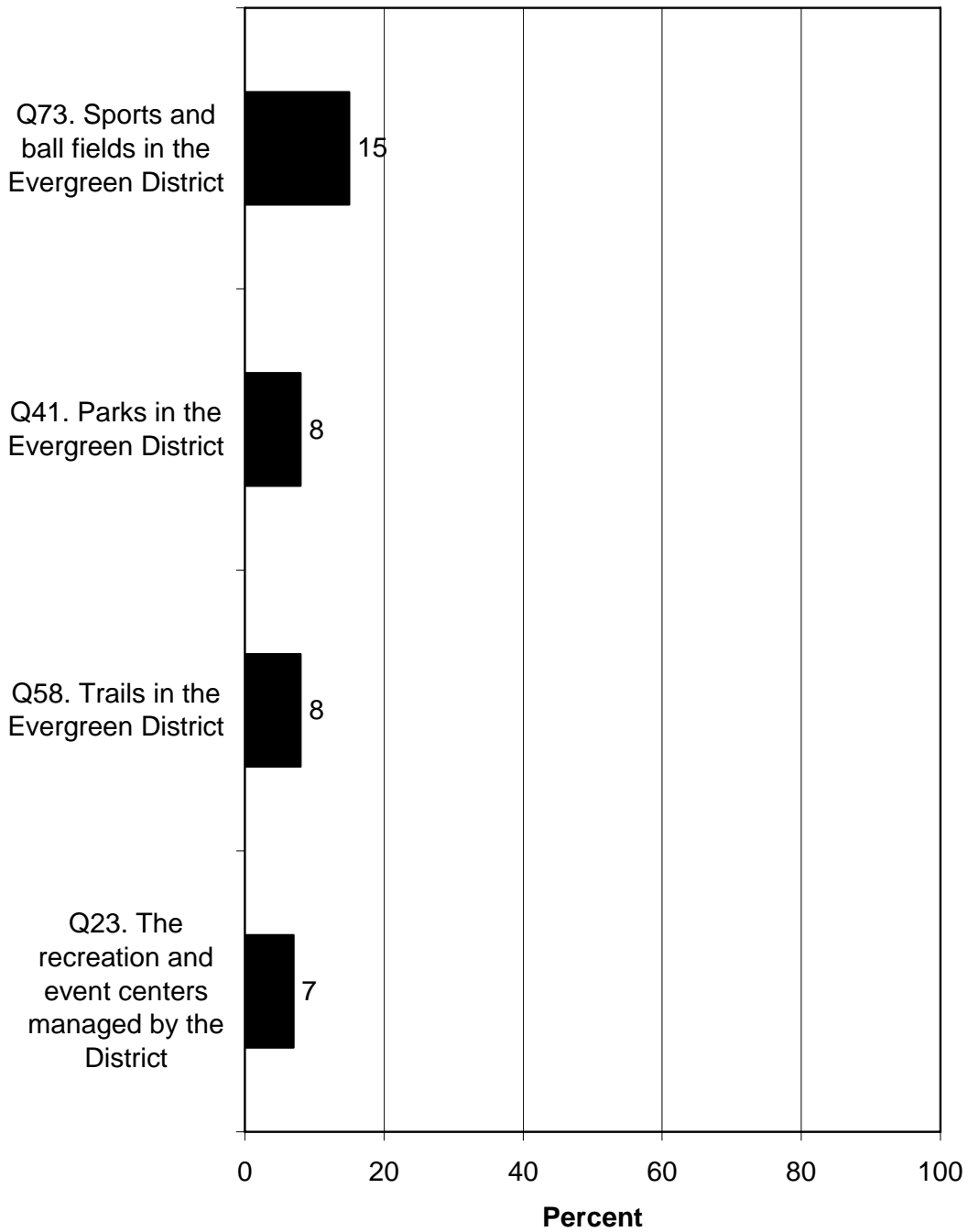
**Percent who rated the maintenance of the following as excellent. (Asked of users.)**



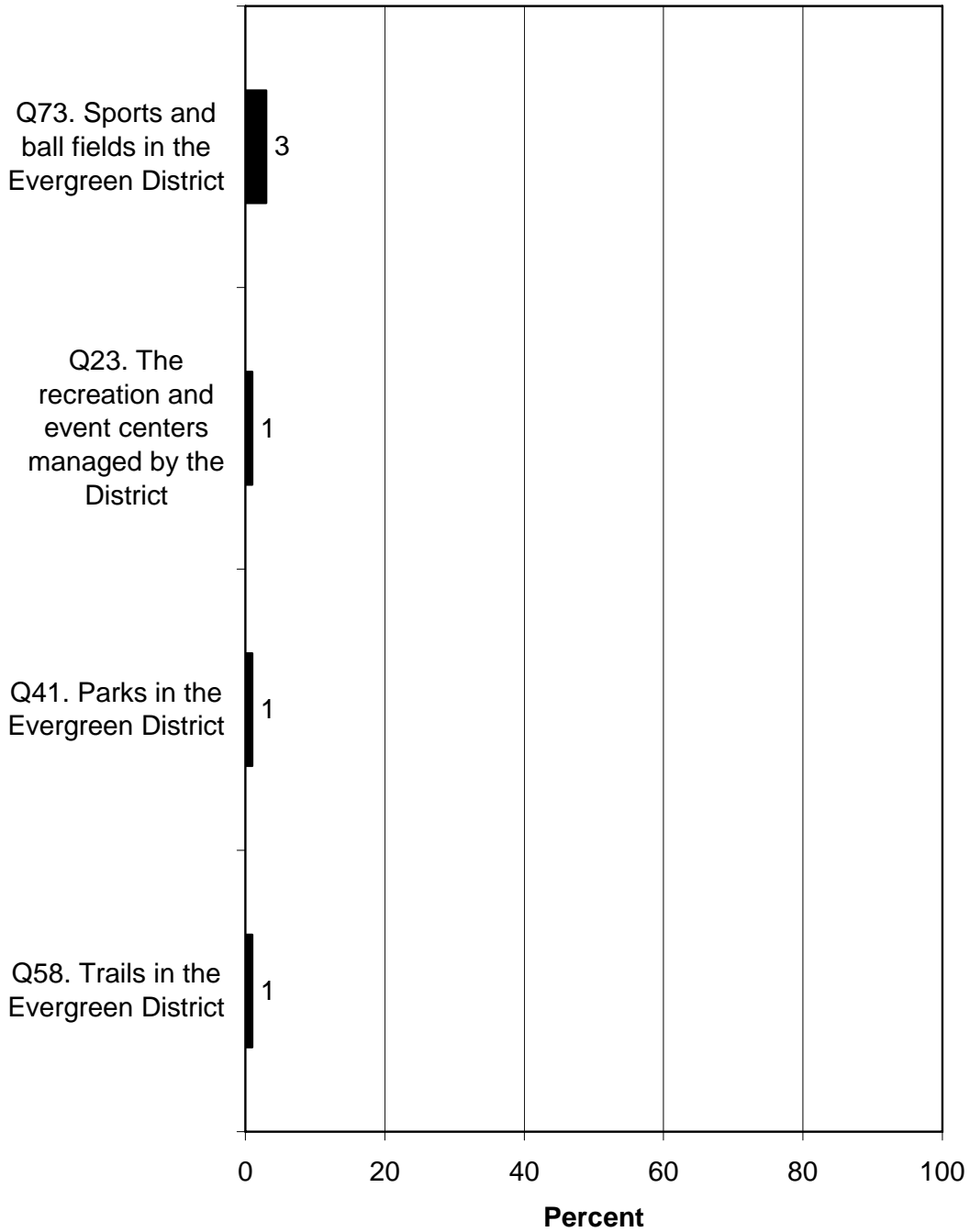
**Percent who rated the maintenance of the following as excellent or good. (Asked of users.)**



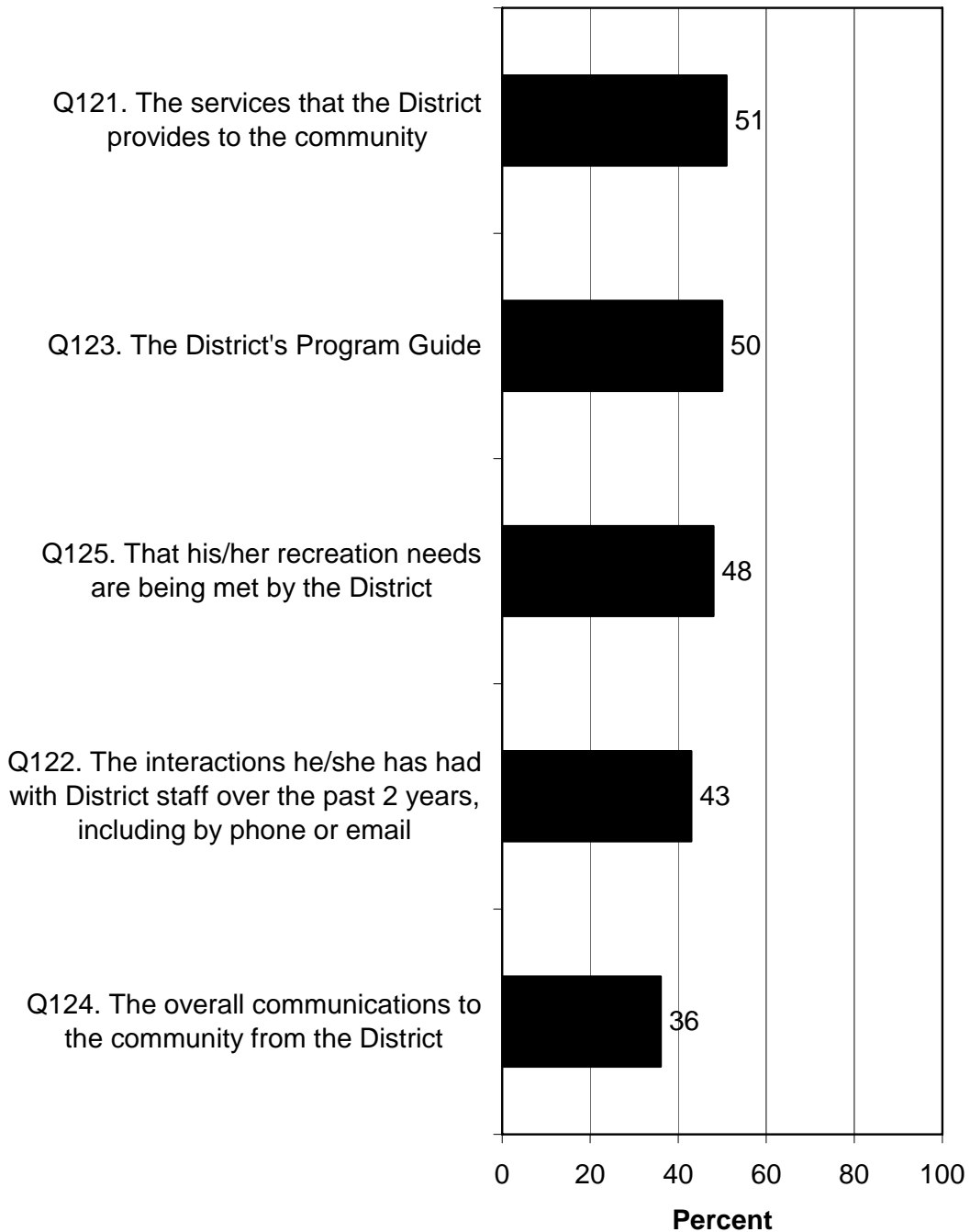
**Percent who rated the maintenance of the following as fair or poor. (Asked of users.)**



**Percent who rated the maintenance of the following as poor. (Asked of users.)**

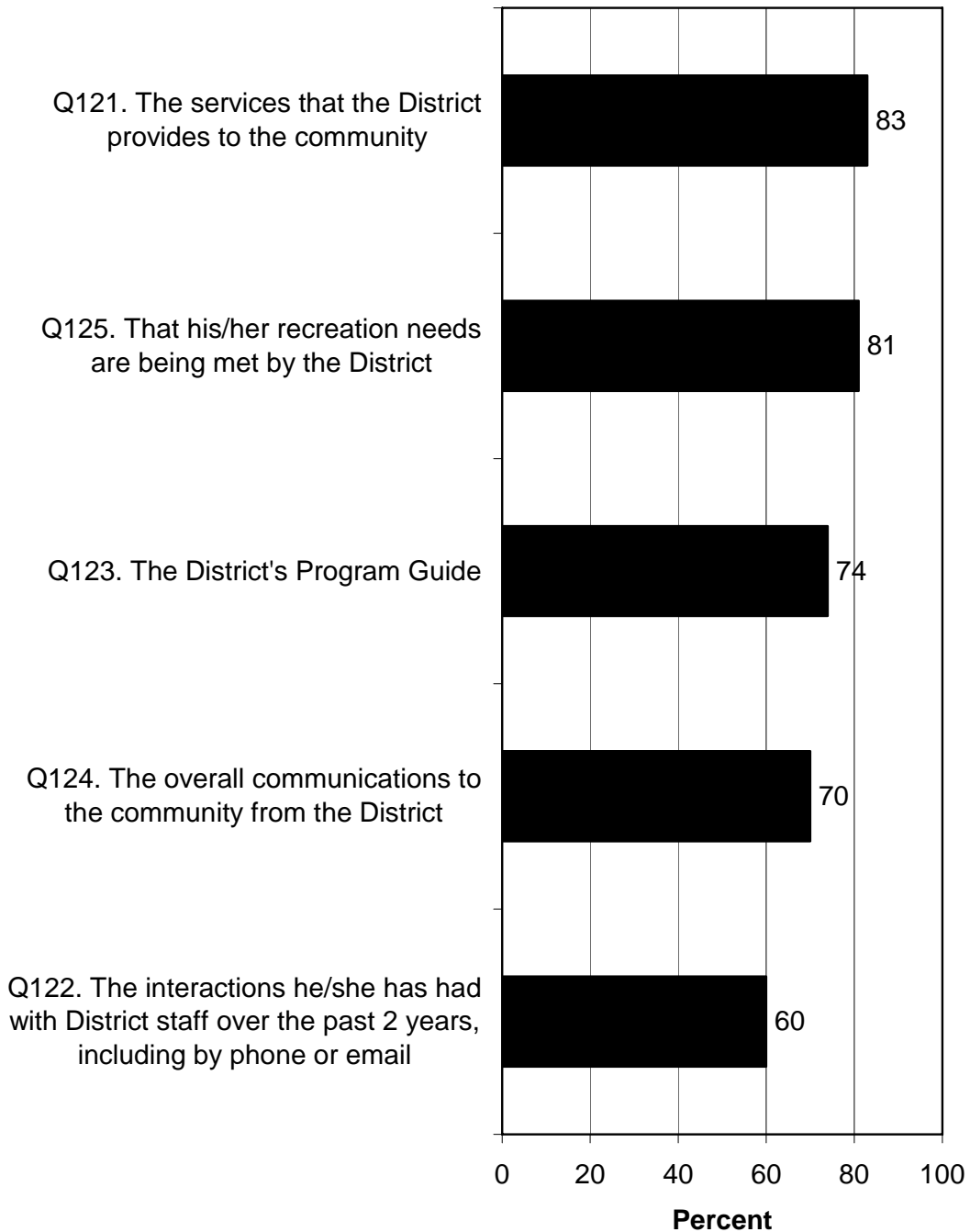


**Percent who indicated being very satisfied with the following aspects of the District.**

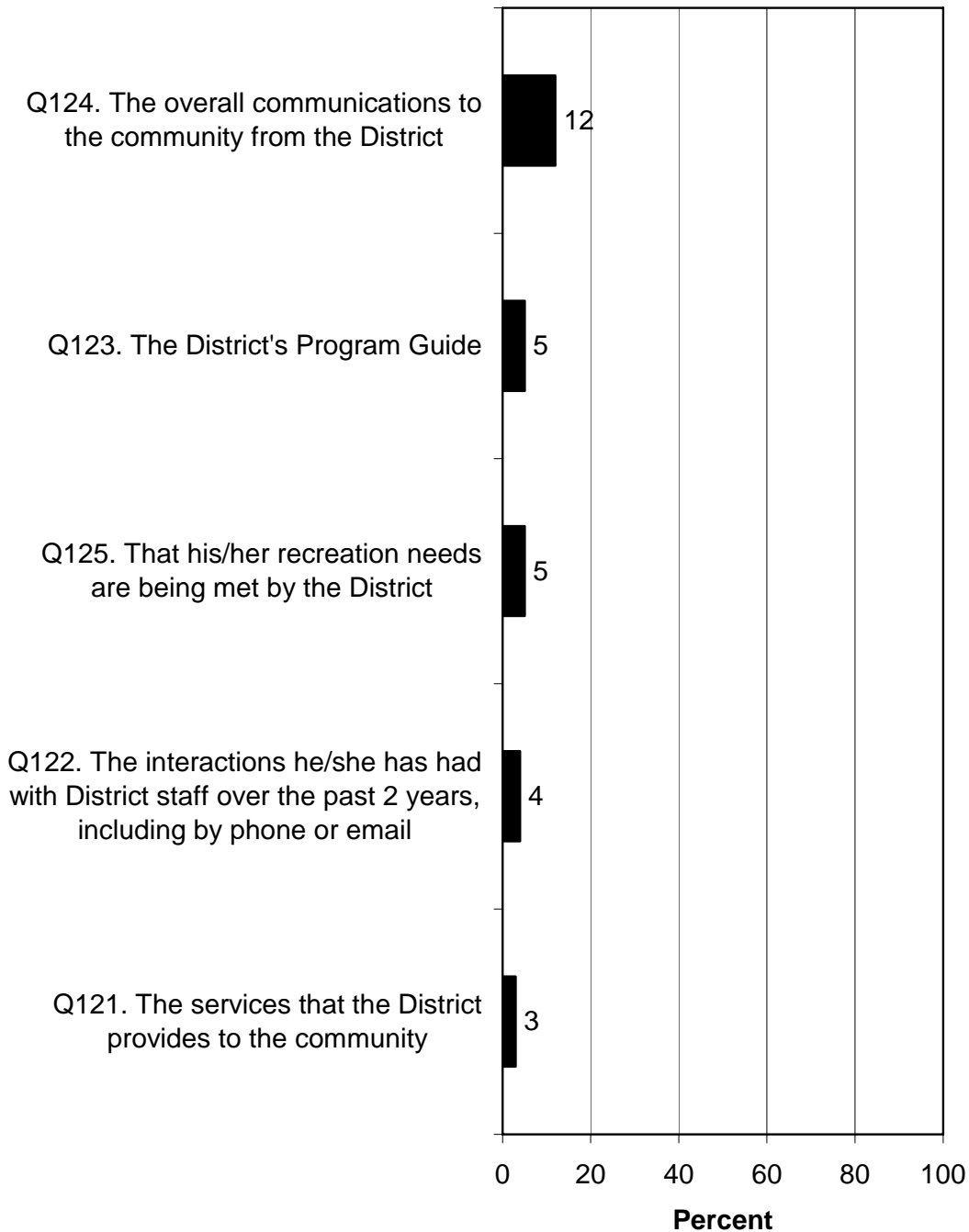




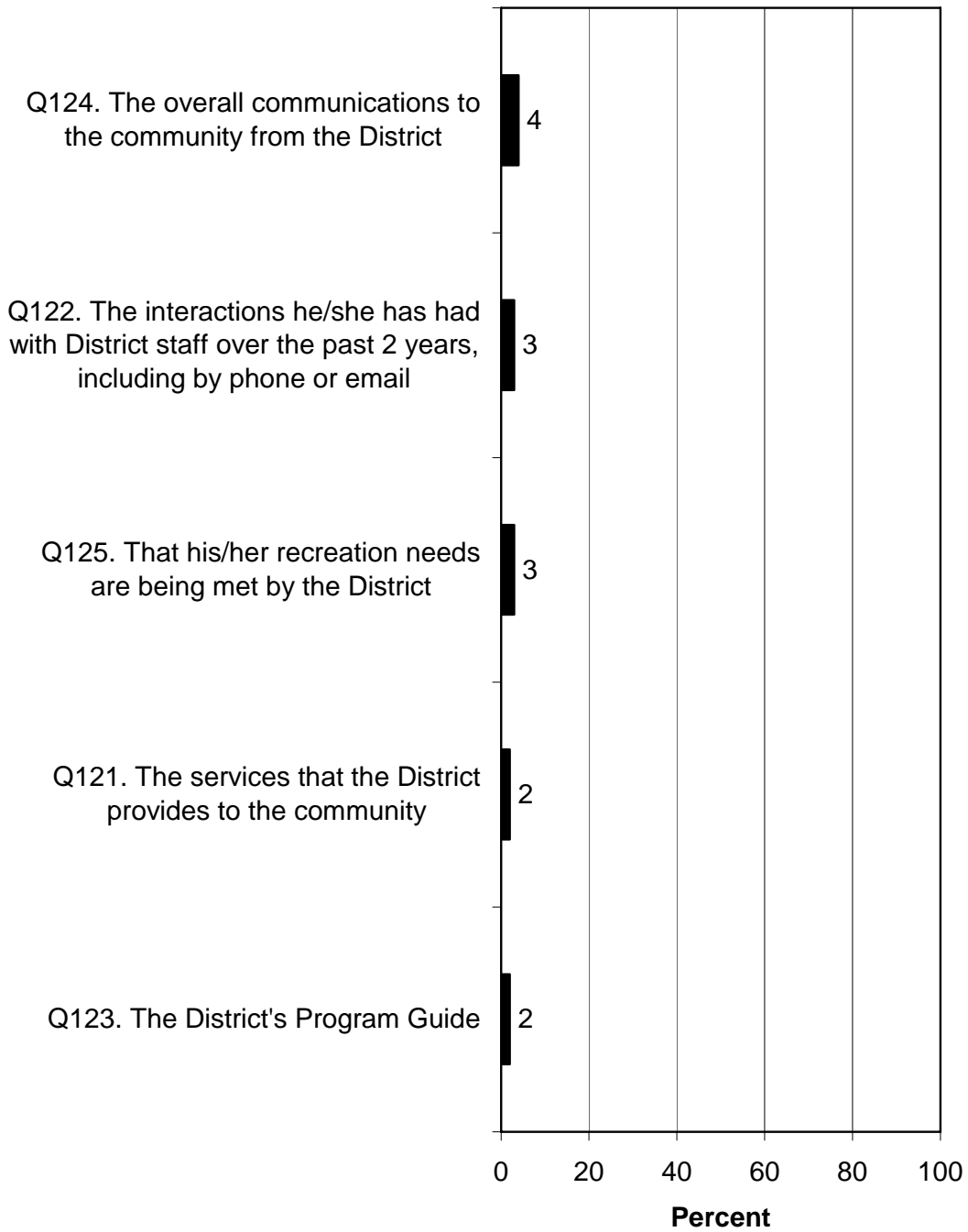
**Percent who indicated being very or somewhat satisfied with the following aspects of the District.**



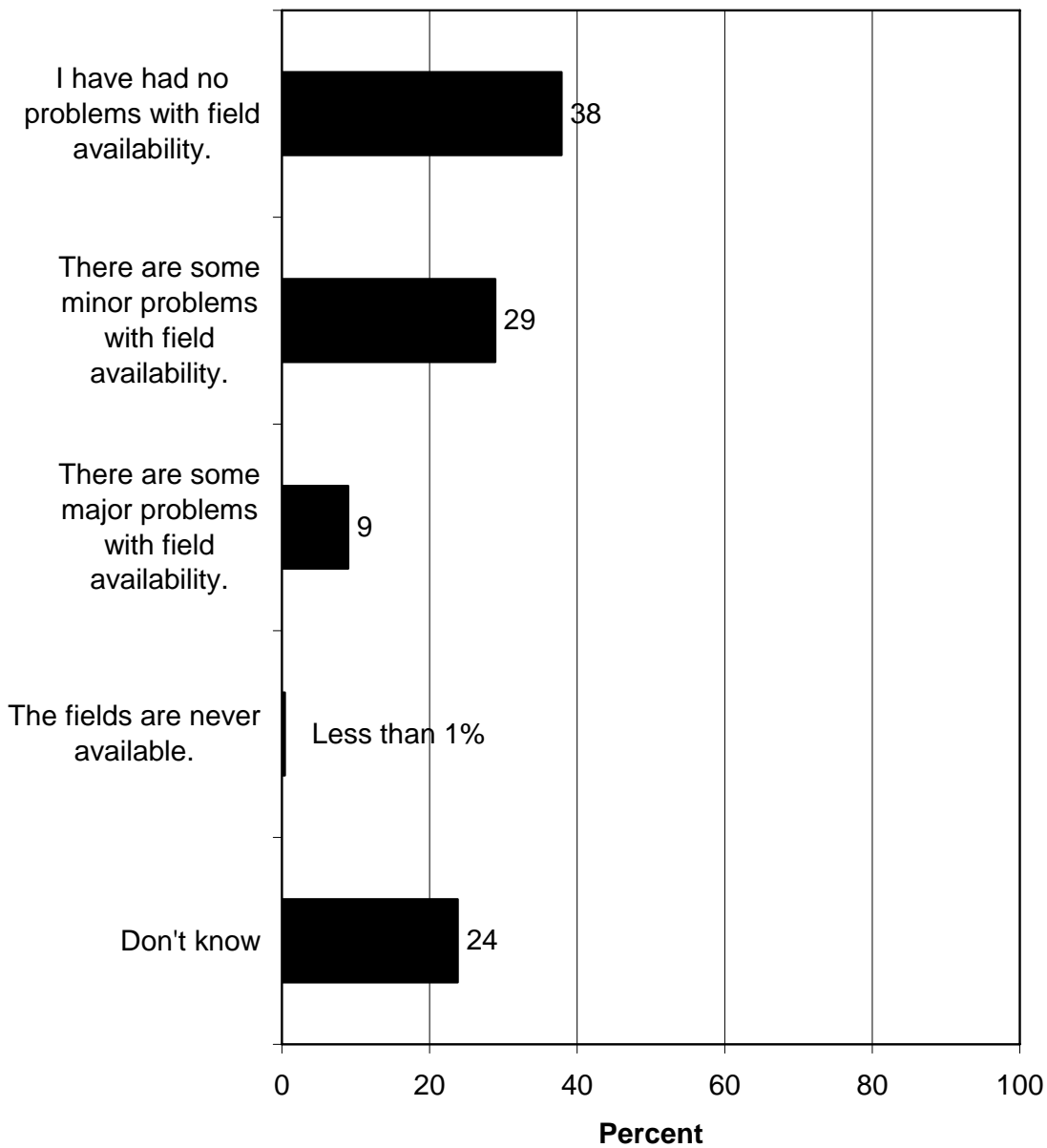
**Percent who indicated being somewhat or very dissatisfied with the following aspects of the District.**



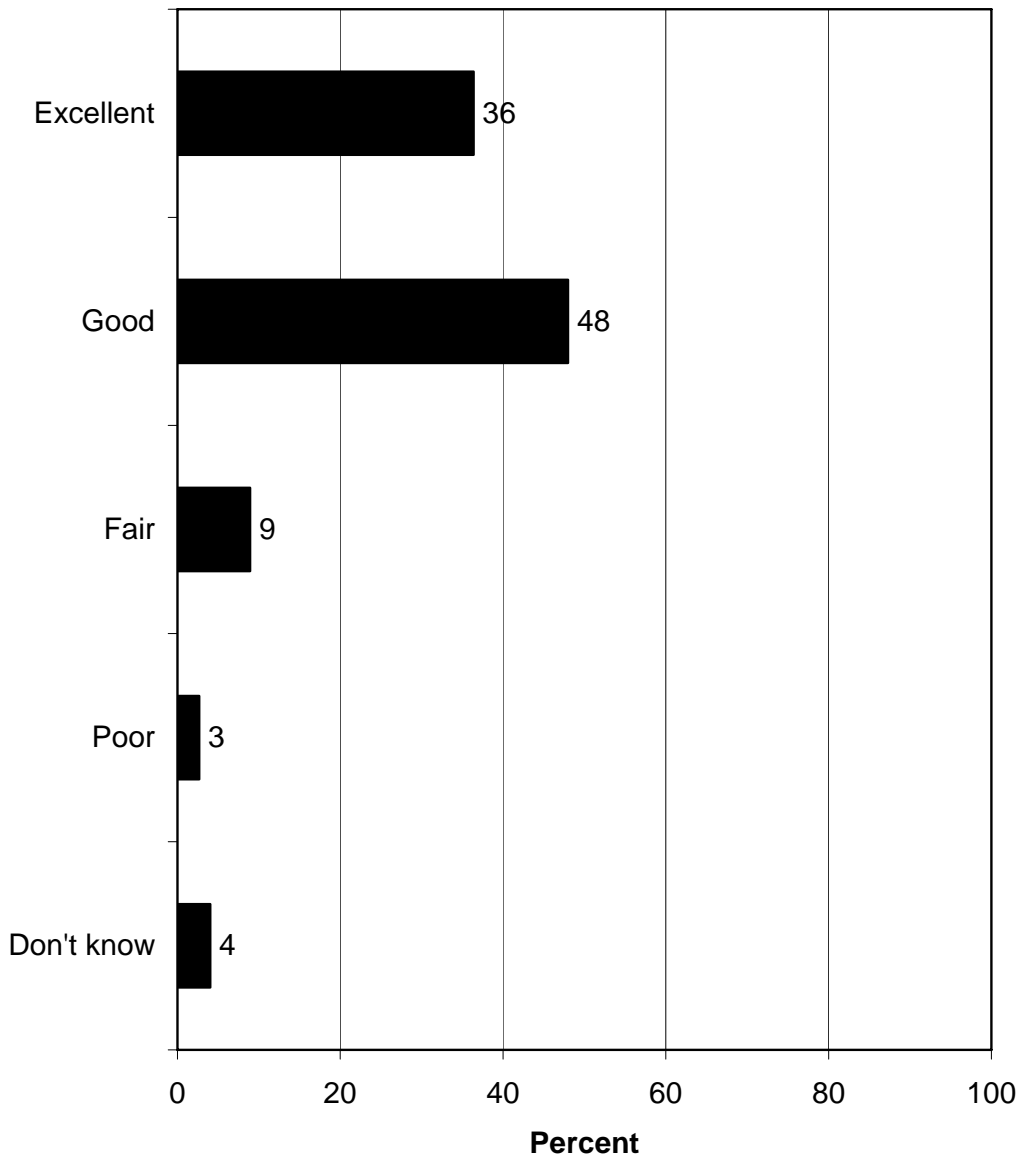
**Percent who indicated being very dissatisfied with the following aspects of the District.**



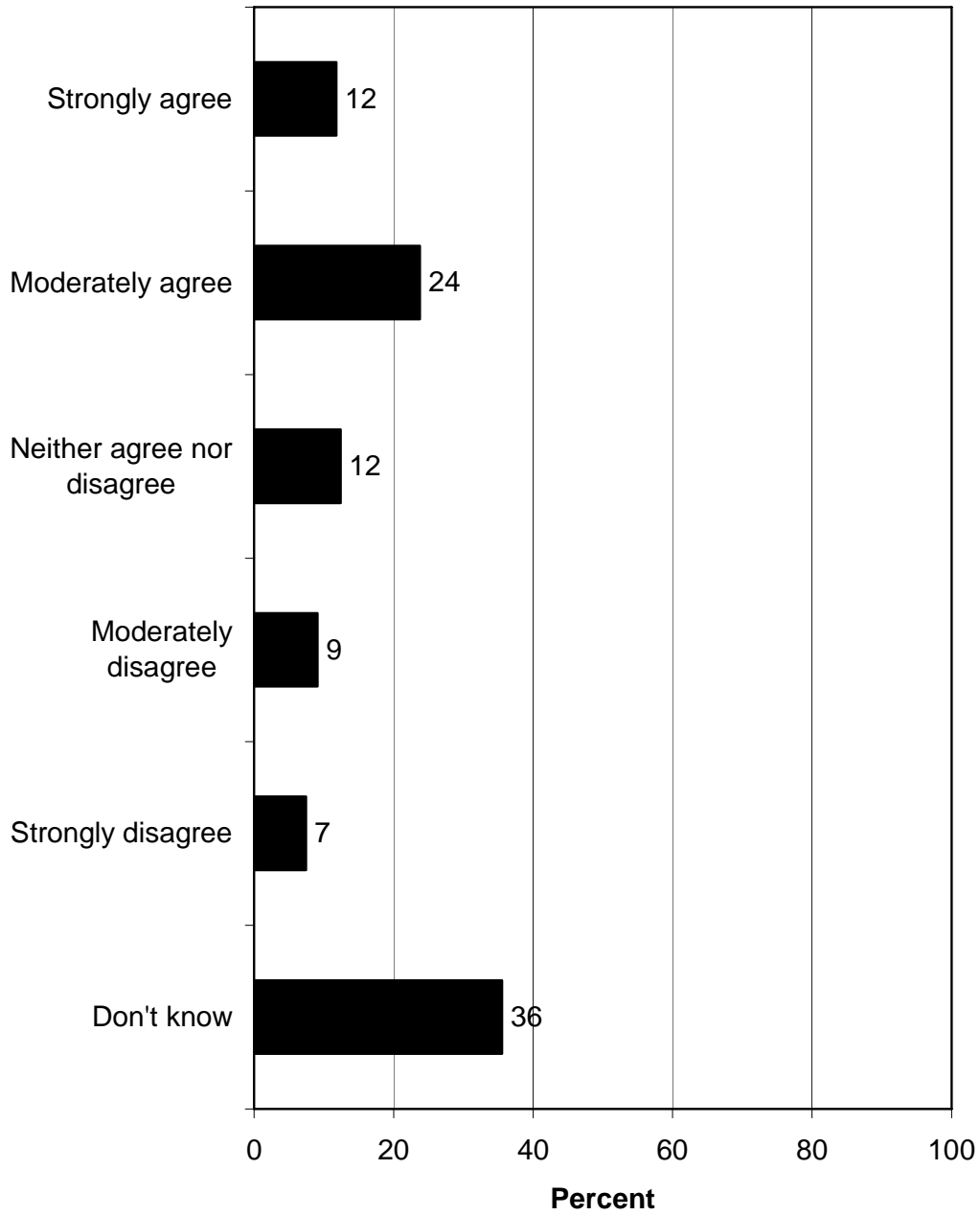
**Q76. Which of the following statements best describes how you feel about the availability of sports and ball fields in the District? (Asked of those who personally used or whose children used any sports or ball fields in the Evergreen District in the past 2 years.)**



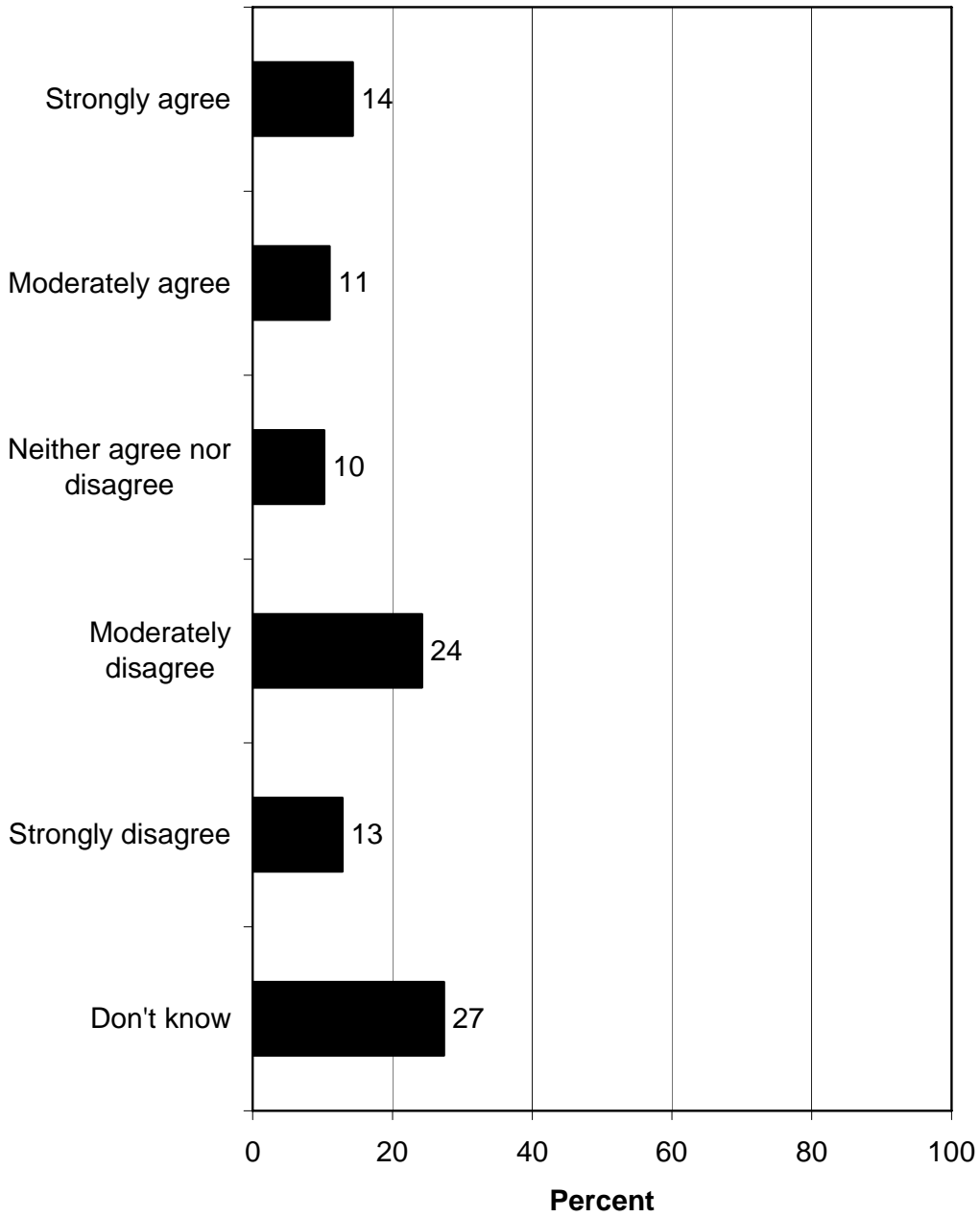
**Q90. How would you rate the variety of the recreation and athletic programs offered by the District? (Asked of those who personally used or whose children used any recreation and athletic programs in the Evergreen District in the past 2 years.)**



**Q136. The District spends its money fairly throughout the entire District. (Do you agree or disagree with this statement?)**



**Q137. One region of the Evergreen District is given preferential treatment over other regions. (Do you agree or disagree with this statement?)**




## DESIRED ADDITIONS AND IMPROVEMENTS TO THE EVERGREEN DISTRICT'S FACILITIES AND PROGRAMS

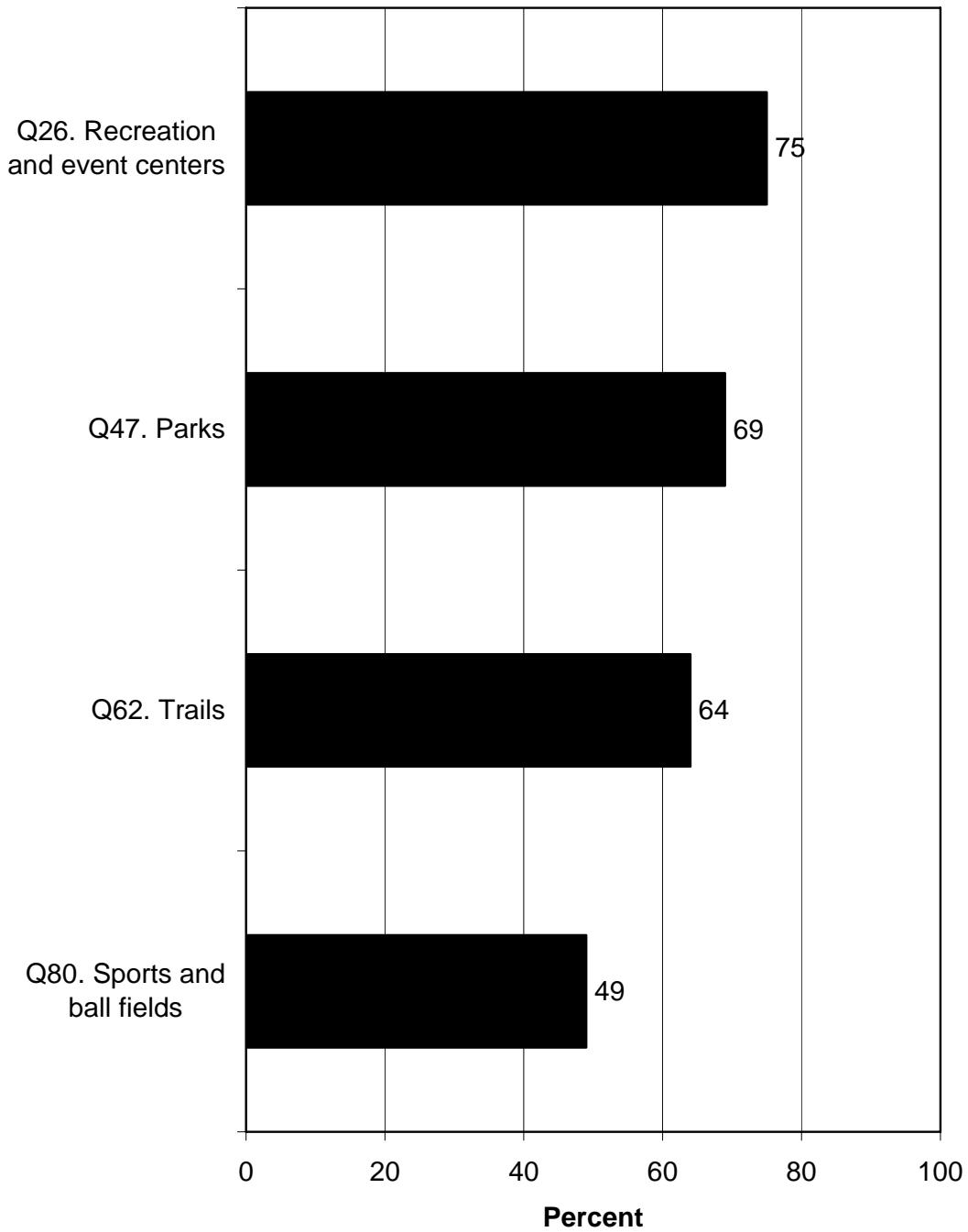
- The survey asked residents if they agree or disagree that there are enough of the four types of facilities in the Evergreen District. For three of the types of facilities, a large majority *strongly* or *moderately* agree that there are enough of them: recreation and event centers (75% agree that there are enough), parks (69%), and trails (64%). Just under half of residents agree that there are enough sports and ball fields (49%). No more than 19% for any type of facility disagree (with the remainder being neutral).
- A line of questioning similar to that above asked residents if they support or oppose building or creating new additions to the four types of facilities. At the top of the ranking are trails (67% support building/creating more trails) and parks (57%). Rounding out the ranking are sports and ball fields (46%) and recreation and event centers (38%).
- For each of four types of facilities and for programs, residents were asked if they would like to see improvements or additions to them. For each, a majority did *not* indicate that there were improvements or additions that they wanted. Nonetheless, from 17% to 29% indicated that they would like to see some sort of improvement or addition, and graphs are shown for each.
- Residents were asked a general question about whether they wanted any other types of recreation or facilities in the District that are currently *not* offered by the District. The majority (74%) said that there are no other types of recreation or facilities that they would like to see offered, and 5% did not know; the remaining 21% named some type of recreation or facility, ranging from swimming pool facilities to basketball courts. The full list of types of desired recreation and facilities are shown.
- A question asked residents if they would support or oppose adding improvements or amenities to the existing recreation and event centers: a majority would support doing so (56%), while 24% would oppose.
- A question asked residents if they agree or disagree that there are enough amenities at parks in the District: 66% agree, while only 13% disagree.




**Percent who strongly agree that there are enough of the following in the Evergreen District.**



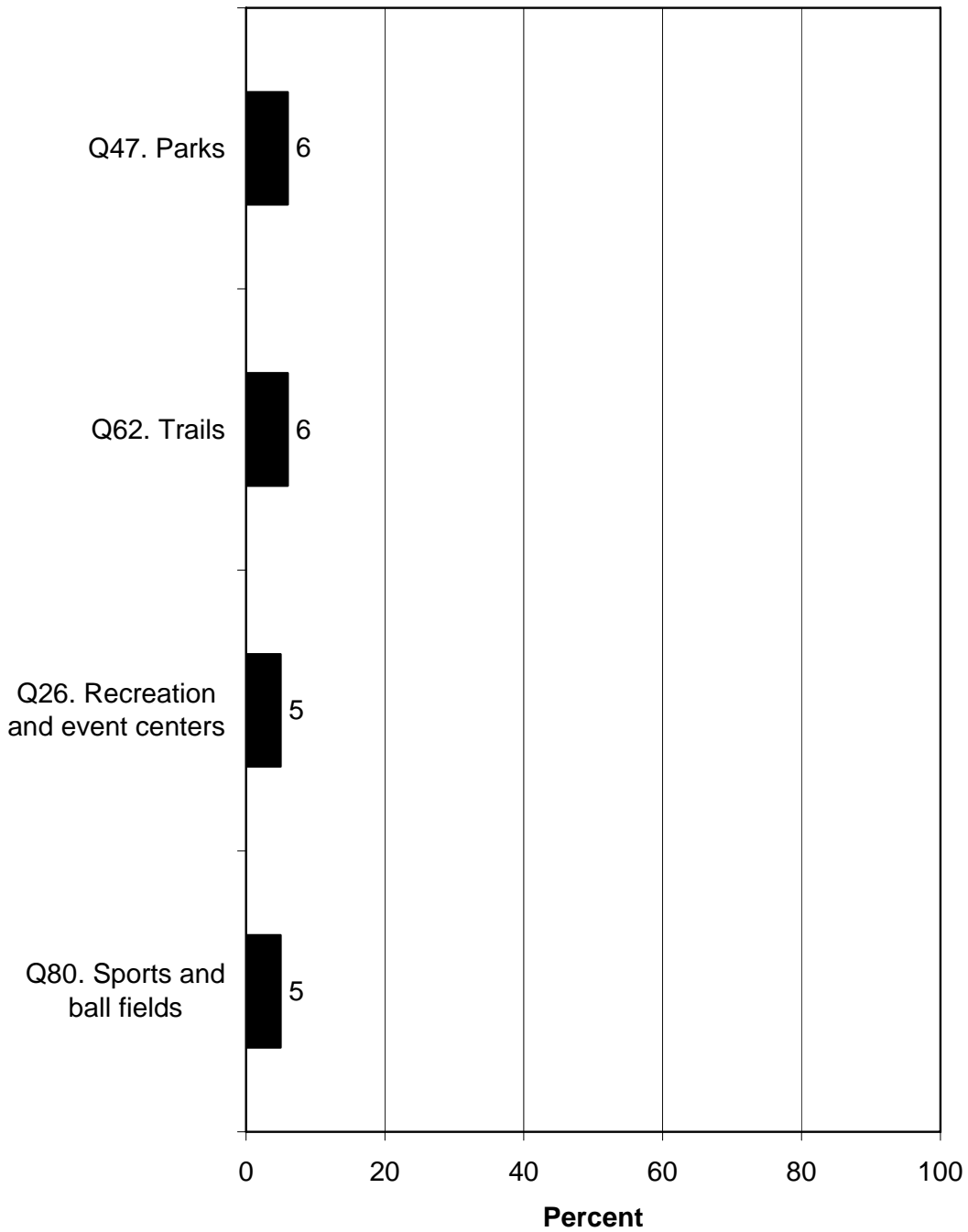
**Percent who strongly or moderately agree that there are enough of the following in the Evergreen District.**




**Percent who moderately or strongly disagree that there are enough of the following in the Evergreen District.**



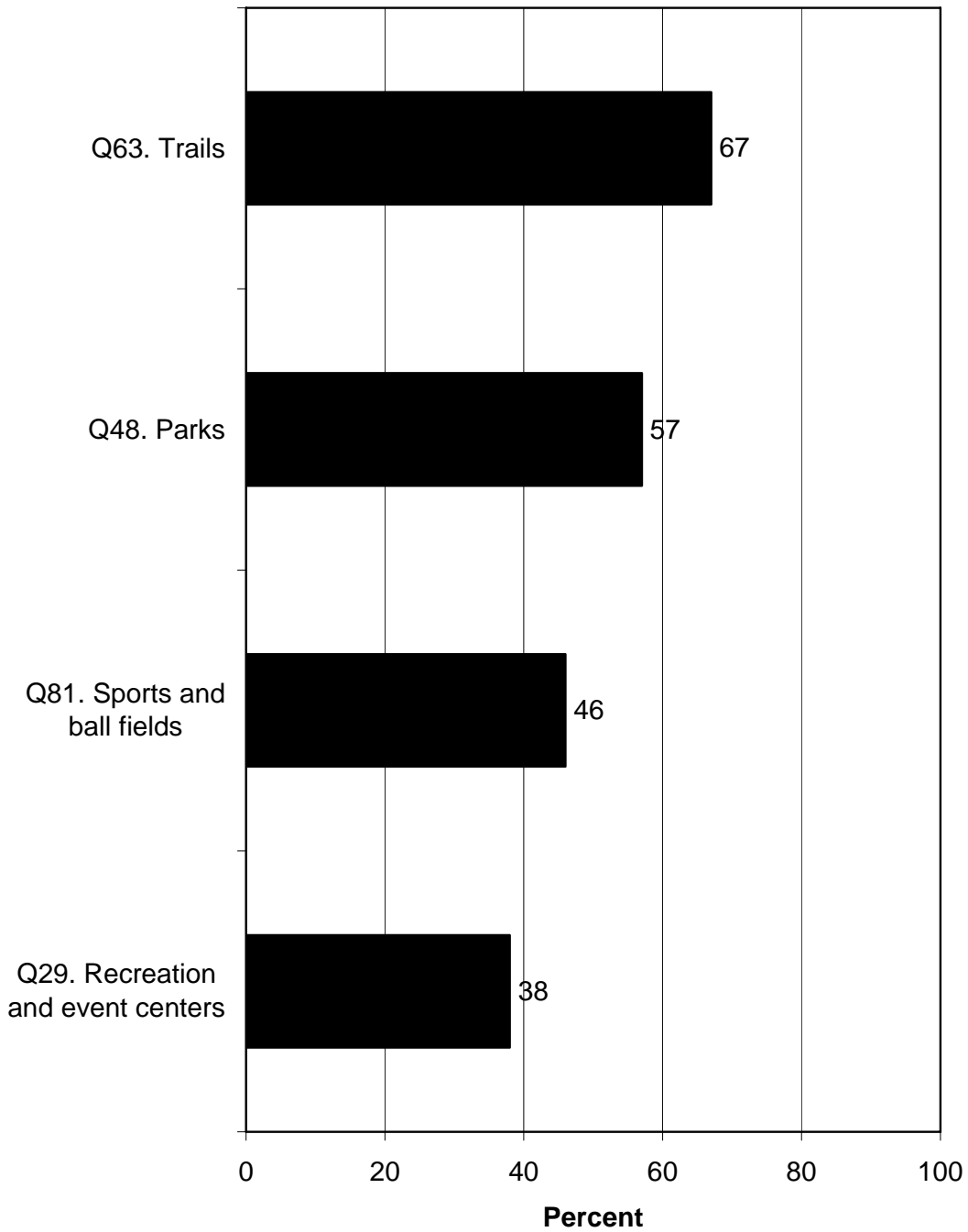
**Percent who strongly disagree that there are enough of the following in the Evergreen District.**



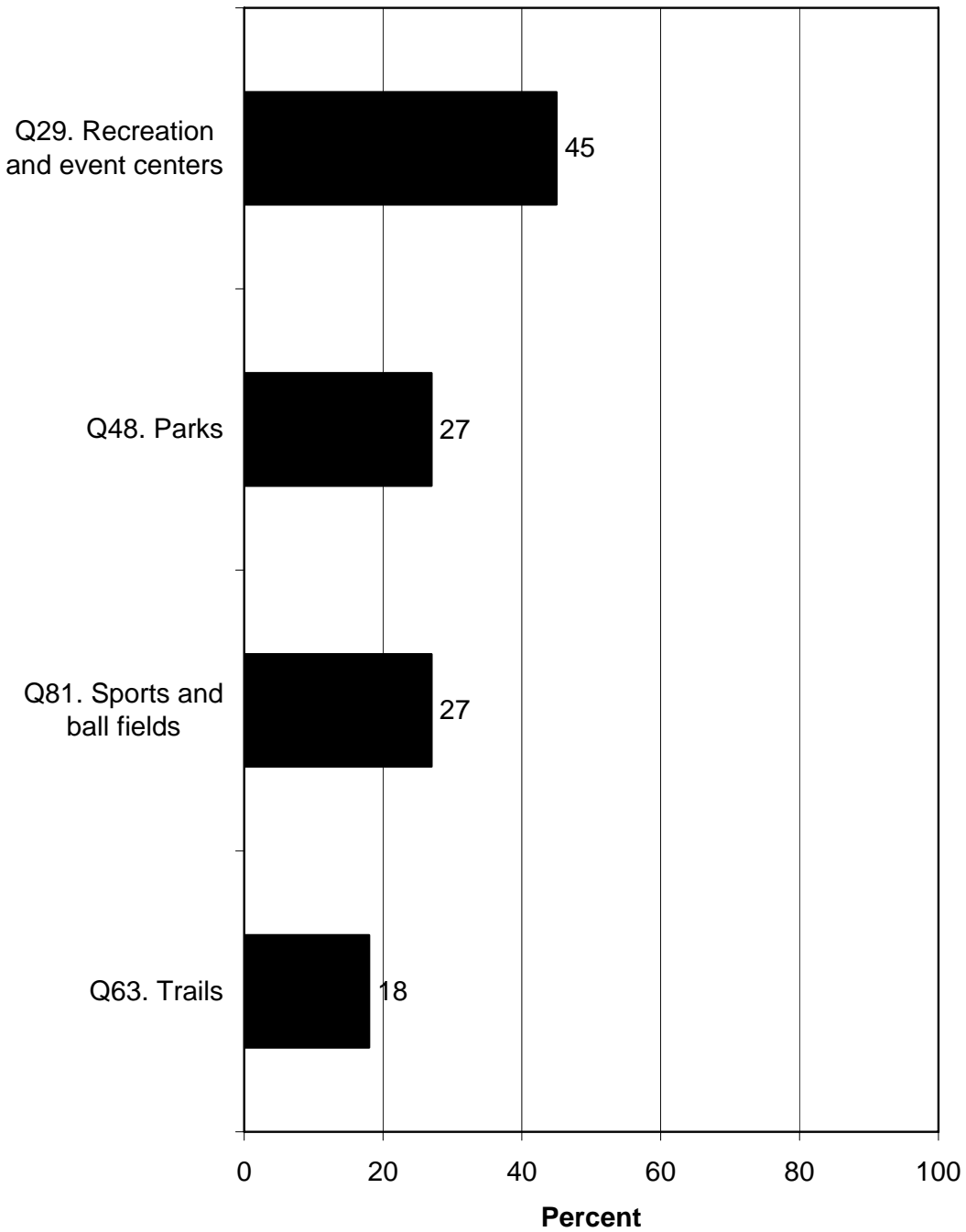
**Percent who strongly support building or creating new additions of the following in the Evergreen District.**




**Percent who strongly or moderately support building or creating new additions of the following in the Evergreen District.**



**Percent who moderately or strongly oppose building or creating new additions of the following in the Evergreen District.**

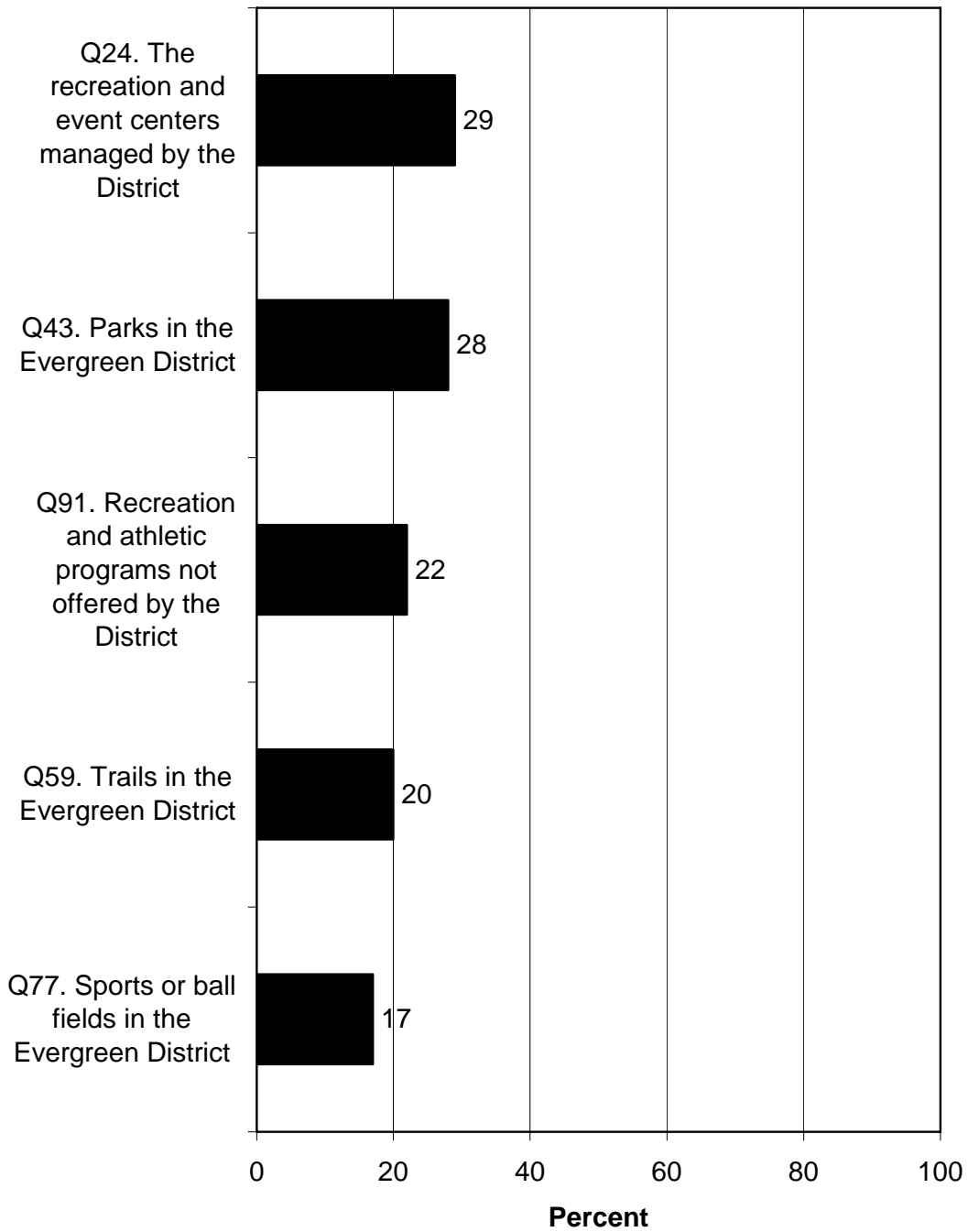


**Percent who strongly oppose building or creating new additions of the following in the Evergreen District.**

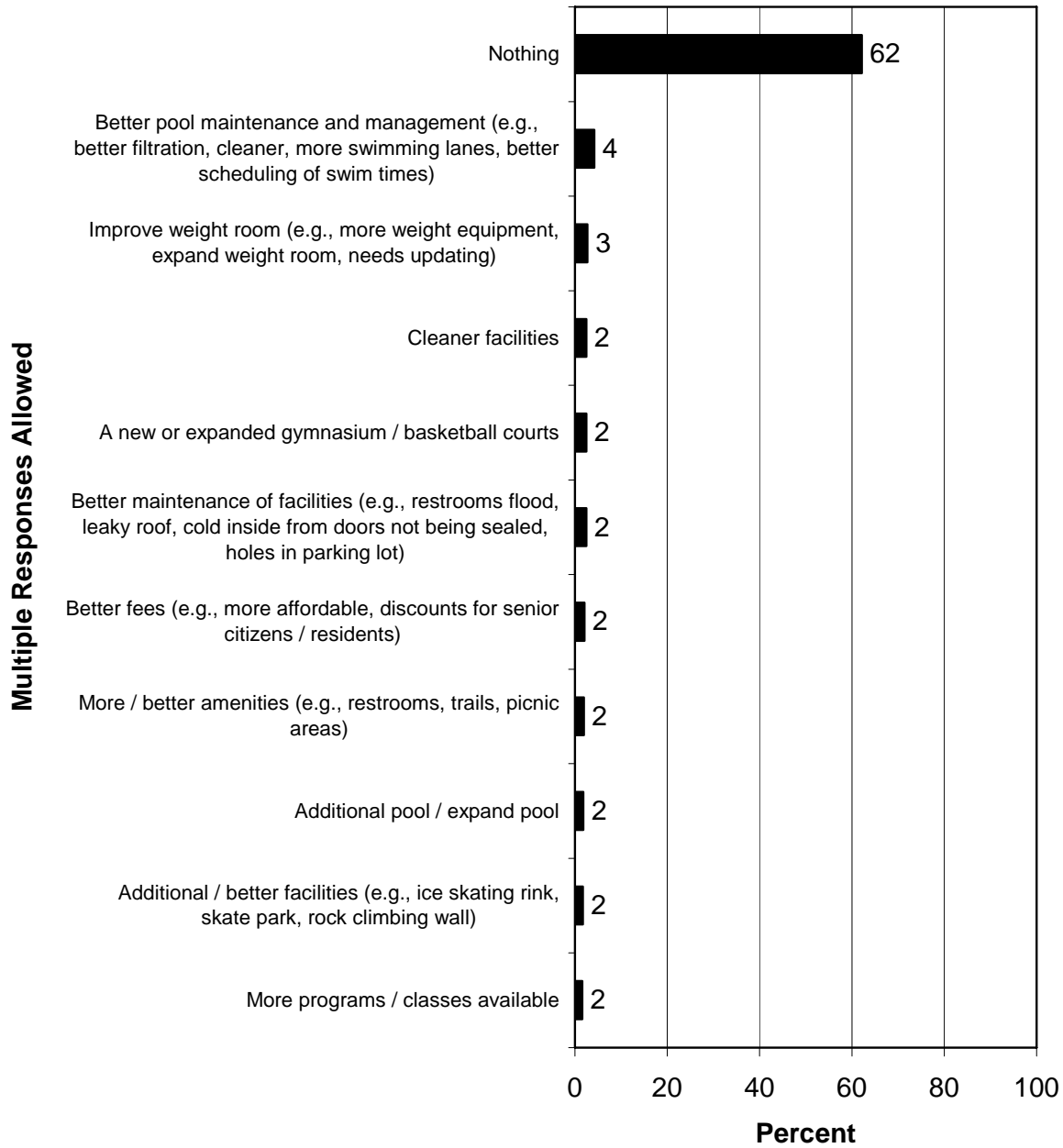




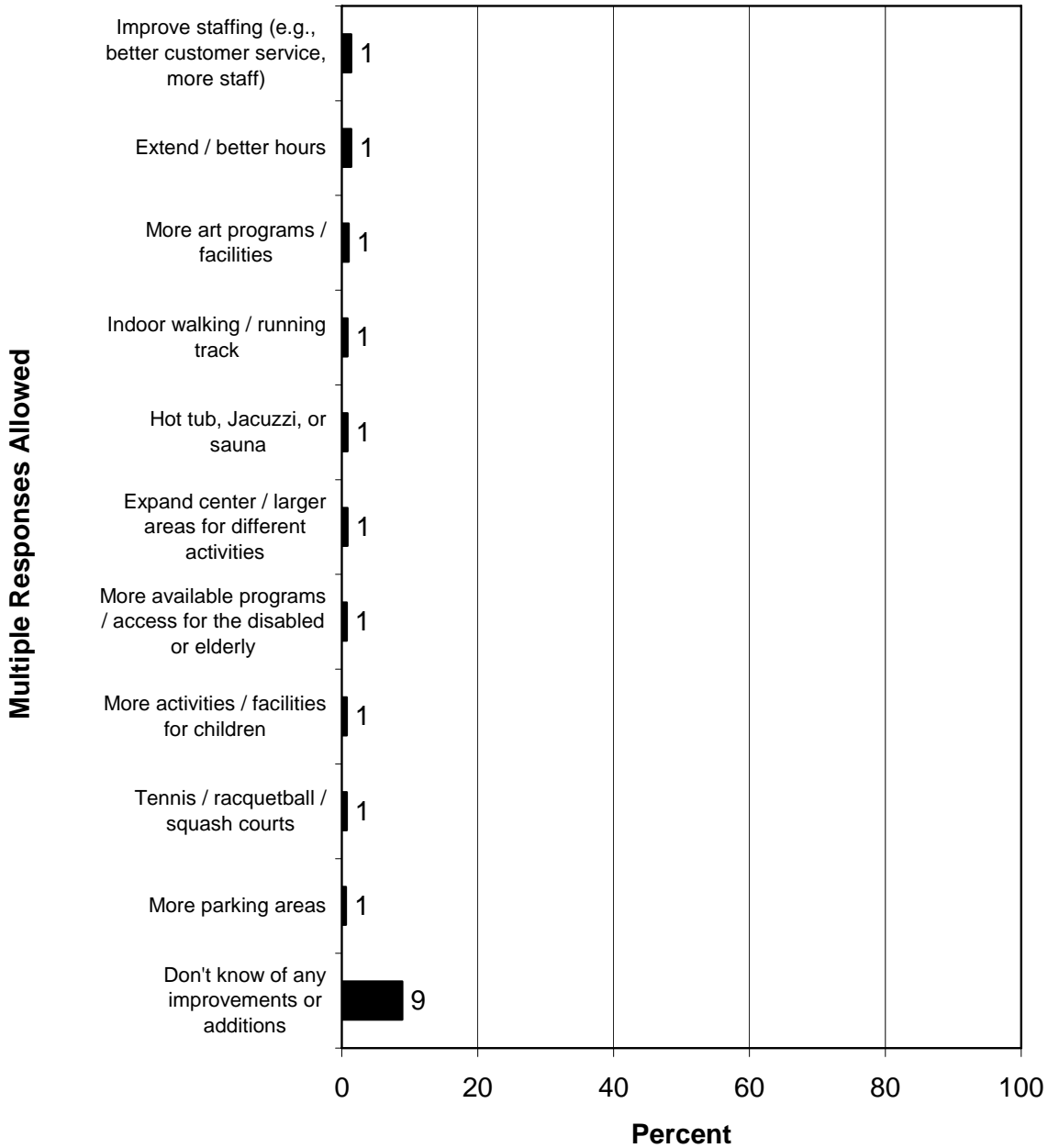
**Percent who would like to see improvements or additions of the following.**




**Q24/Q25. What improvements or additions would you like to see at the recreation and event centers?  
(Part 1)**



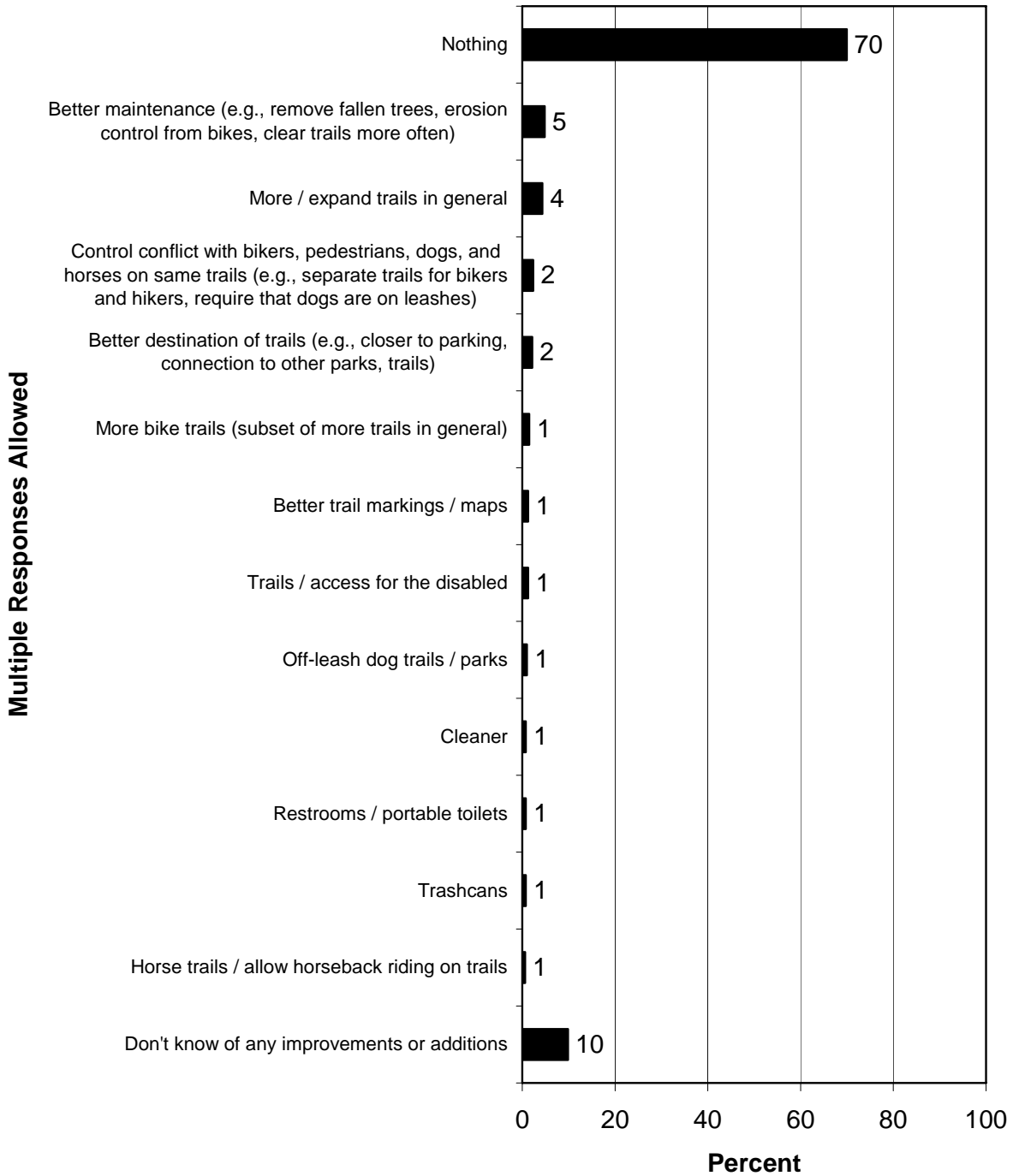
**Q24/Q25. What improvements or additions would you like to see at the recreation and event centers?  
(Part 2)**



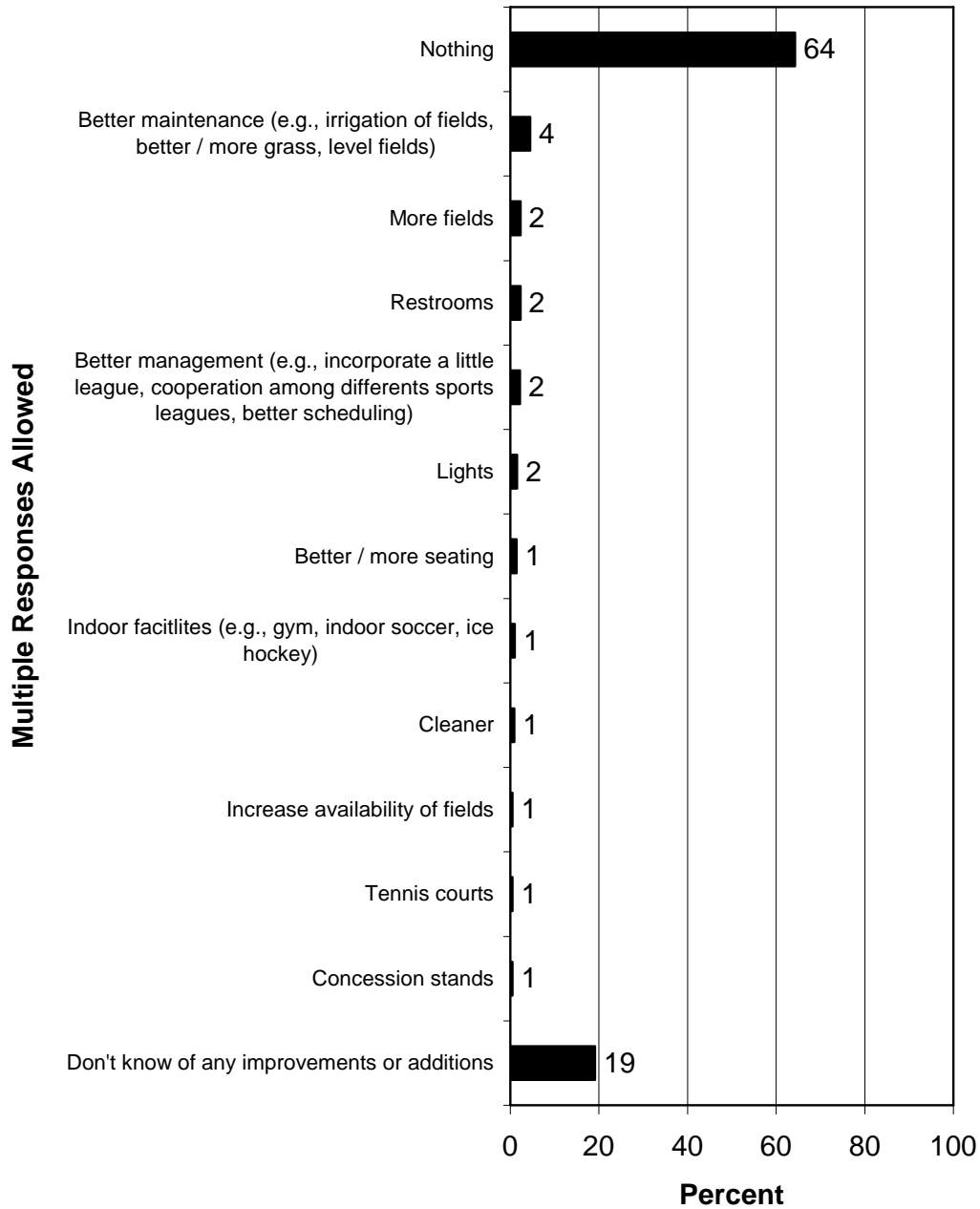
### Q43/Q44. What improvements or additions would you like to see at parks?



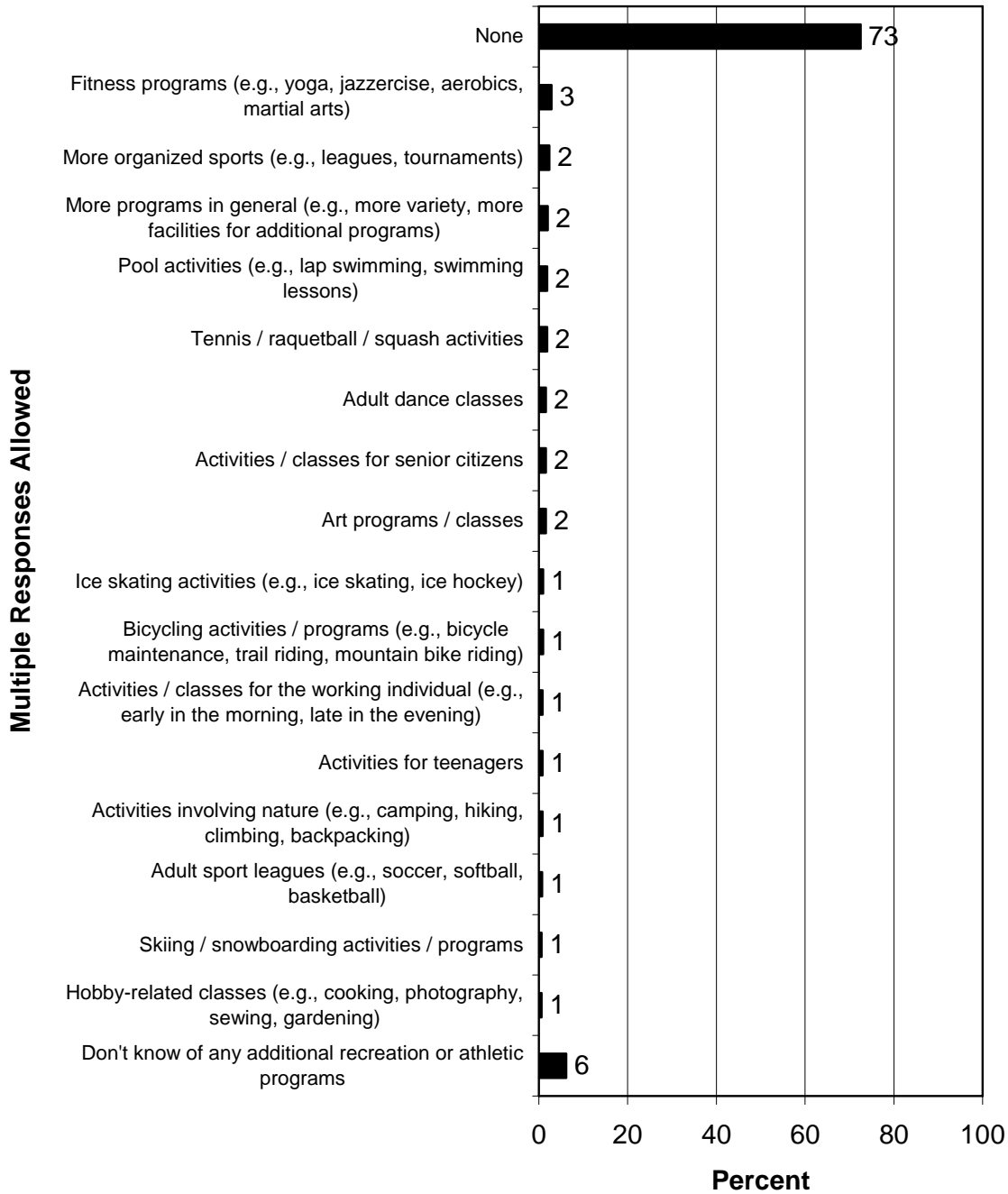
**Q59/Q60. What improvements or additions would you like to see to trails in the Evergreen District?**




**Q77/Q78. What improvements or additions would you like to see to sports and ball fields in the Evergreen District?**



### Q91/Q92. What additional recreation and athletic programs you would like to see offered by the District?

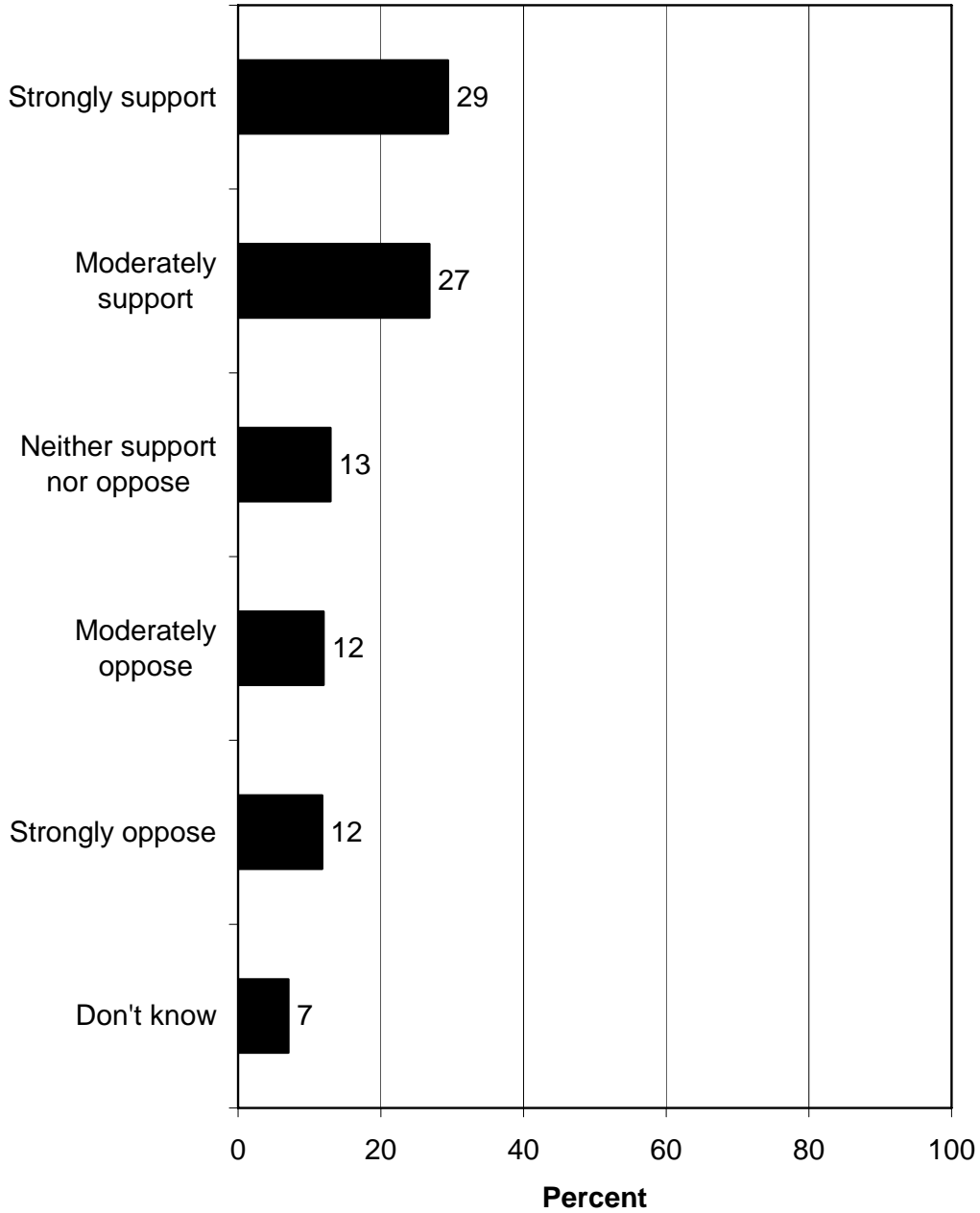


**Q93/Q94. What types of recreation or facilities that the District does not currently offer would you like them to offer?**

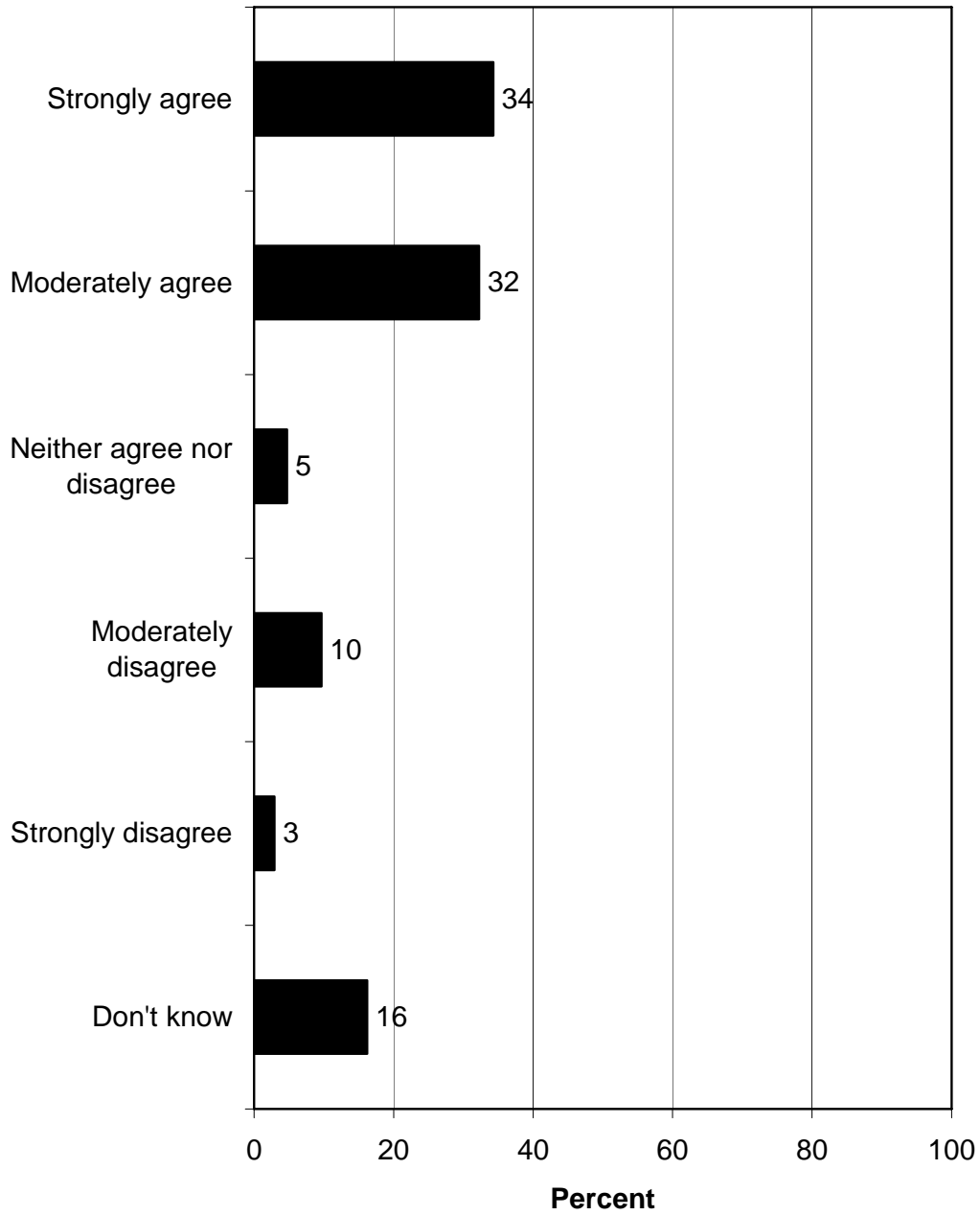




**Q28. In general, would you support or oppose adding improvements or amenities to the existing recreation and event centers in the Evergreen District?**



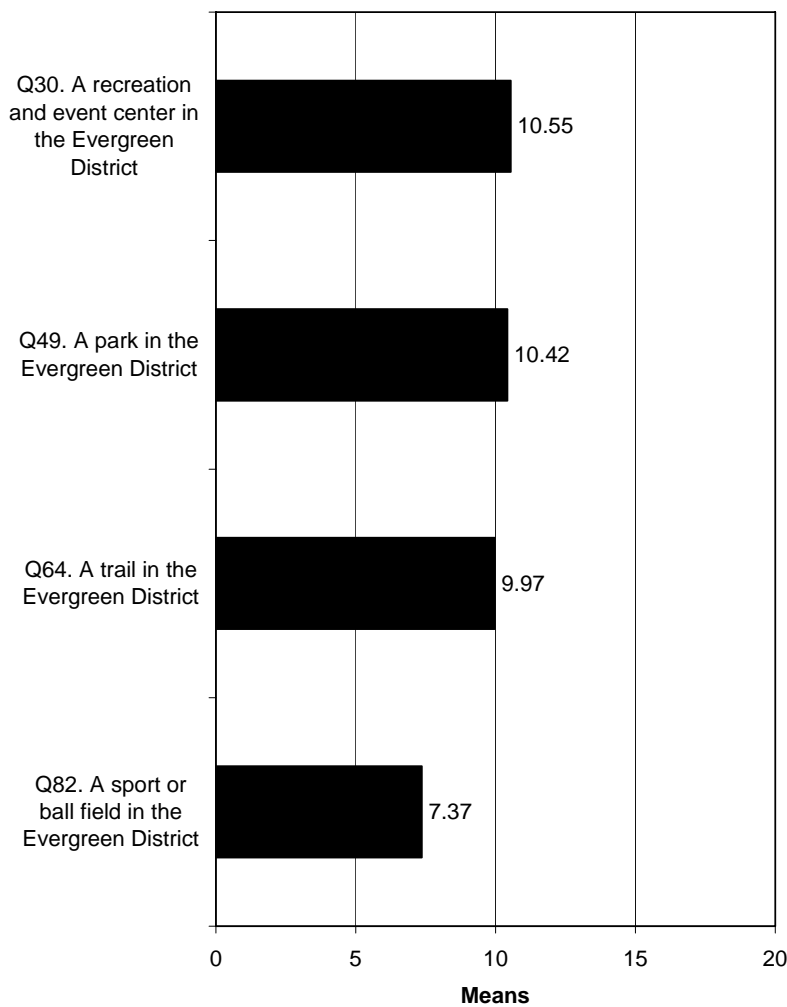
**Q45. Do you agree or disagree that there are enough amenities at parks in the Evergreen District?**



## WILLINGNESS TO TRAVEL TO EVERGREEN DISTRICT FACILITIES

➤ For each type of facility in the Evergreen District (recreation and event centers, parks, trails, and sports and ball fields), residents were asked how far they would be willing to travel, one-way, to use or get to a facility of that type. Three of the types of facilities have mean desired maximum travel distances of approximately 10 miles. For recreation and event centers, the mean distance residents are willing to travel is 10.55 miles; for parks, the mean distance is 10.42 miles; and for trails, the mean distance is 9.97 miles. The last type, sports and ball fields, have a mean desired maximum travel distance of 7.37 miles.

**The mean distance in miles he/she is willing to travel, one-way, to use or get to the following.**



## **OPINIONS ON FEES AND OPINIONS ON FUNDING FOR AND PARTNERSHIPS WITH THE EVERGREEN DISTRICT**

- The survey asked residents if they were aware of any user groups or non-profit groups with which the District partners; if so, residents were asked to name them. The overwhelming majority of residents (80%) were *not* aware of any partnerships. The graph shows the groups thought to partner with the District among those who were aware of partnerships.
- Support (75%) far exceeds opposition (9%) to having the District partner with user groups or non-profit groups to help provide recreational opportunities.
- Residents are somewhat split on support or opposition to having the District subsidize users of District services and facilities: 53% support, but 30% oppose.
- Just more than half of residents (52%) have paid fees to the District in the past 2 years.
- All residents were asked if they think the fees the District charges are reasonable or unreasonable: 57% say that they are reasonable, while only 14% say that they are unreasonable. (All residents were asked so as to *not* exclude those who had not paid any fees because they think the fees are unreasonable.)
  - Among those who had paid fees, 76% say that the fees are reasonable, and 20% say that they are unreasonable.
- Support (64%) far exceeds opposition (28%) to charging non-residents more than residents for recreational services.
- There is slightly more opposition to (46%) than support for (38%) higher fees overall for improved maintenance of District facilities.
- The survey explored residents' willingness to pay for recreational services, asking about four specific services. For each service, interviewers started at a low dollar amount and asked about increasingly higher amounts, and residents indicated the amount which they no longer

thought was reasonable. The four services asked about were an entire season of adult league softball, a 1-hour evening exercise class, the rental of a picnic shelter for an afternoon, and an hour of drop-in childcare. Line graphs show the amounts at which people are *no longer willing to pay*.

- For an entire season of league softball, \$50 is the amount at which more than half of respondents say the fee is *not* reasonable.
- For a 1-hour evening exercise class, \$8 is the amount at which more than half of respondents say the fee is *not* reasonable.
- For the rental of a picnic shelter for an afternoon, \$30 is the amount at which more than half of respondents say the fee is *not* reasonable.
- For an hour of drop-in childcare, \$8 is the amount at which more than half of respondents say the fee is *not* reasonable.
- 

➤ When asked if they know the percentage of the costs of running facilities and programs that is covered by the fees, residents most commonly answer that they do not know (42%). Otherwise, responses cover the full range. The median percentage named was 50 percent. Residents were then asked what percentage of the costs they think should be covered by the fees; again the median is 50 percent.

- In reality, the fees cover less than half of the costs of providing recreational services. After being informed of this, residents were asked if they think the fees are reasonable or unreasonable in light of that fact. A large majority of residents say that they think the fees are reasonable (68%), which far exceeds the percentage saying that the fees are unreasonable (14%).

➤ Support (52%) exceeds opposition (32%) to a Bond measure in the community to secure funding for the District's activities, facilities, operations, and/or maintenance.

- The nonparametric analysis found that the following responses are correlated with **strongly or moderately supporting** a Bond measure in the community to secure funding for the District's activities, facilities, operations, or maintenance:
  - Is very or somewhat satisfied with the District's services ( $p \leq 0.01$ ).
  - Is very or somewhat satisfied with the services that the District provides to the community ( $p \leq 0.001$ ), that his/her recreation needs are being met by the District

- ( $p \leq 0.01$ ), and with the interactions he/she has had with District staff over the past 2 years, including by phone or email ( $p \leq 0.01$ ).
- Often or sometimes used the recreation and event centers managed by the District ( $p \leq 0.01$ ), used sports or ball fields in the Evergreen District ( $p \leq 0.05$ ), used parks in the Evergreen District ( $p \leq 0.05$ ), and participated in recreation and athletic programs offered by the District ( $p \leq 0.05$ ) in the past 2 years.
  - Is very or somewhat satisfied with parks in the Evergreen District ( $p \leq 0.05$ ) and with the recreation and athletic programs offered by the District ( $p \leq 0.05$ ).
  - Rated the quality of the recreation and athletic programs offered by the District ( $p \leq 0.001$ ) and the variety of the recreation and athletic programs offered by the District ( $p \leq 0.05$ ) as excellent or good.
  - Has had no problems with sports or ball field availability in the District ( $p \leq 0.05$ ).
  - Strongly or moderately supports adding improvements or amenities to the existing recreation and event centers ( $p \leq 0.001$ ), building new parks ( $p \leq 0.001$ ), building new recreation and event centers ( $p \leq 0.001$ ), creating new sports and ball fields ( $p \leq 0.001$ ), and creating additional trails ( $p \leq 0.01$ ) in the Evergreen District.
  - Is willing to travel, one-way, more than the median of 8 miles to use a recreation and event center ( $p \leq 0.001$ ), the median of 10 miles or more to get to a trail ( $p \leq 0.01$ ), and more than the median of 5 miles to use a sport or ball field ( $p \leq 0.05$ ) in the Evergreen District.
  - Strongly or moderately supports having the District partner with user groups or non-profit groups to help provide recreational opportunities ( $p \leq 0.001$ ) and having the District subsidize users of District services and facilities ( $p \leq 0.001$ ).
  - Strongly or moderately supports dedicating a set amount of property taxes to secure funding for the District's activities and facilities ( $p \leq 0.01$ ).
  - Moderately or strongly disagree that preserving the park lands in the Evergreen District means that nothing should be built on the park lands, including recreational facilities ( $p \leq 0.05$ ).
  - Strongly or moderately agree that the District should be conducting projects that typically are handled by county and municipal governments if the county and municipal governments cannot ( $p \leq 0.01$ ) or in general ( $p \leq 0.01$ ).
  - Strongly or moderately agree with the following statement: The District spends its money fairly throughout the entire District ( $p \leq 0.001$ ).
  - Is between ages 18-34 ( $p \leq 0.05$ ).
  - Household income is \$100,000 or more ( $p \leq 0.05$ ).
  - The nonparametric analysis found that the following responses are correlated with **moderately or strongly opposing** a Bond measure in the community to secure funding for the District's activities, facilities, operations, or maintenance:
    - Is somewhat or very dissatisfied with the District's services ( $p \leq 0.05$ ).
    - Can name at least one park managed by the District ( $p \leq 0.05$ ).
    - Rarely or never used parks in the Evergreen District ( $p \leq 0.05$ ) in the past 2 years.
    - Is somewhat or very dissatisfied with the trails in the Evergreen District ( $p \leq 0.05$ ).
    - Has had some major or minor problems with sports or ball field availability in the District ( $p \leq 0.05$ ).
    - Moderately or strongly opposes adding improvements or amenities to the existing recreation and event centers ( $p \leq 0.001$ ), building new parks ( $p \leq 0.001$ ), building

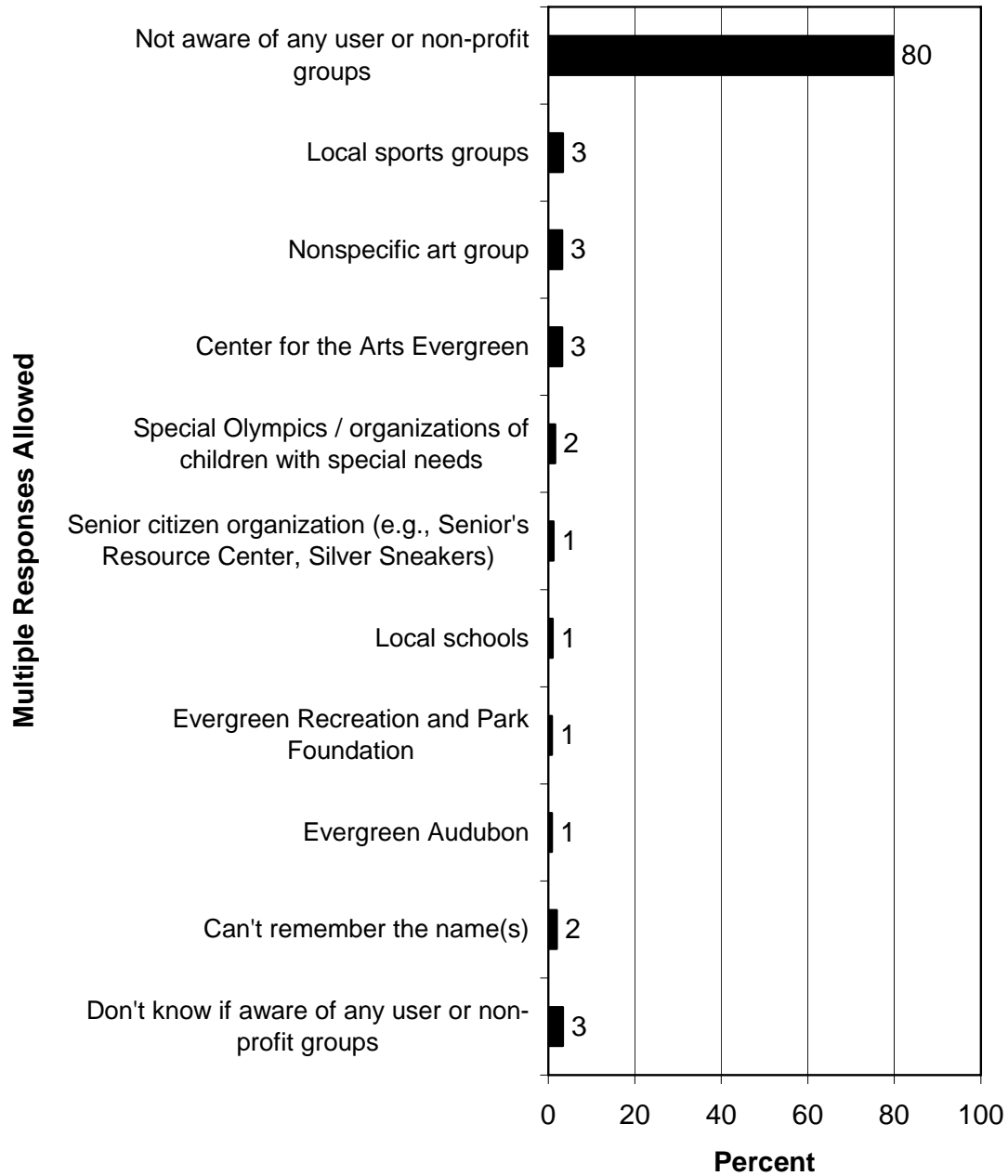
- new recreation and event centers ( $p \leq 0.001$ ), creating additional trails ( $p \leq 0.001$ ), or creating new sports and ball fields ( $p \leq 0.05$ ) in the Evergreen District.
  - Is willing to travel, one-way, the median of 8 miles or less to use a recreation and event center ( $p \leq 0.001$ ) and less than the median of 10 miles to get to a trail ( $p \leq 0.01$ ) in the Evergreen District.
  - Moderately or strongly opposes having the District subsidize users of District services and facilities ( $p \leq 0.001$ ) or having the District partner with user groups or non-profit groups to help provide recreational opportunities ( $p \leq 0.001$ ).
  - Moderately or strongly disagree that the District should be making shared-use arrangements ( $p \leq 0.05$ ).
  - Is very or somewhat aware of at least one partnership that the District currently has with a user group or non-profit group ( $p \leq 0.05$ ).
  - Moderately or strongly opposes dedicating a set amount of property taxes to secure funding for the District's activities and facilities ( $p \leq 0.05$ ).
  - Strongly or moderately agree that preserving the park lands in the Evergreen District means that nothing should be built on the park lands, including recreational facilities ( $p \leq 0.05$ ).
  - Moderately or strongly disagree that the District should be conducting projects that typically are handled by county and municipal governments if the county and municipal governments cannot ( $p \leq 0.05$ ) or in general ( $p \leq 0.05$ ).
  - Is age 65 or above ( $p \leq 0.001$ ).
  - Has lived in the Evergreen District for the median of 15 years or more ( $p \leq 0.01$ ).
  - Has children 17 years old or younger living in his/her household or who regularly stay in the household in his/her care ( $p \leq 0.05$ ).
- Support (50%) exceeds opposition (35%) to dedicating a set amount of property taxes to secure funding for the District's activities and facilities.
- The nonparametric analysis found that the following responses are correlated with **strongly or moderately supporting** dedicating a set amount of property taxes to secure funding for the District's activities and facilities:
    - Is very or somewhat satisfied with the District's services ( $p \leq 0.001$ ).
    - Is very or somewhat satisfied with the services that the District provides to the community ( $p \leq 0.001$ ), with the interactions he/she has had with District staff over the past 2 years, including by phone or email ( $p \leq 0.01$ ), and with the District's Program Guide ( $p \leq 0.05$ ).
    - Can name at least one park managed by the District ( $p \leq 0.05$ ).
    - Often or sometimes used the recreation and event centers managed by the District ( $p \leq 0.001$ ) and used parks in the Evergreen District ( $p \leq 0.01$ ) in the past 2 years.
    - The children in his/her household often or sometimes used sports or ball fields in the Evergreen District ( $p \leq 0.05$ ) in the past 2 years.
    - Is very or somewhat satisfied with parks in the Evergreen District ( $p \leq 0.05$ ).
    - Rated the quality of the recreation and athletic programs offered by the District ( $p \leq 0.05$ ) as excellent or good.
    - Has had some major or minor problems with sports or ball field availability in the District ( $p \leq 0.05$ ).

- Strongly or moderately supports building new recreation and event centers, building new parks, creating new sports and ball fields, creating additional trails, and adding improvements or amenities to the existing recreation and event centers in the Evergreen District (all at  $p \leq 0.001$  or greater significance).
- Is willing to travel, one-way, the median of 10 miles or more to get to a trail ( $p \leq 0.01$ ) and more than the median of 8 miles to use a recreation and event center ( $p \leq 0.05$ ) in the Evergreen District.
- Strongly or moderately supports having the District subsidize users of District services and facilities ( $p \leq 0.001$ ) and having the District partner with user groups or non-profit groups to help provide recreational opportunities ( $p \leq 0.001$ ).
- Strongly or moderately agree that the District should be making shared-use arrangements ( $p \leq 0.05$ ).
- Strongly or moderately supports higher fees overall for improved maintenance of District facilities ( $p \leq 0.001$ ) and a Bond measure in the community to secure funding for the District's activities, facilities, operations, or maintenance ( $p \leq 0.01$ ).
- Strongly or moderately agree with the following statement: The District spends its money fairly throughout the entire District ( $p \leq 0.05$ ).
- Has visited the District's website ( $p \leq 0.01$ ).
- Education level is Bachelor's or higher degree ( $p \leq 0.05$ ).
- Is between ages 35-64 ( $p \leq 0.05$ ).
- The nonparametric analysis found that the following responses are correlated with **moderately or strongly opposing** dedicating a set amount of property taxes to secure funding for the District's activities and facilities:
  - Is somewhat or very dissatisfied with the District's services ( $p \leq 0.01$ ).
  - Rarely or never used a recreation and event center managed by the District ( $p \leq 0.01$ ) or used parks in the Evergreen District ( $p \leq 0.05$ ) in the past 2 years.
  - The children in his/her household rarely or never used trails in the Evergreen District ( $p \leq 0.05$ ) in the past 2 years.
  - Rated the quality of sports and ball fields in the Evergreen District as excellent or good ( $p \leq 0.05$ ).
  - Has had no problems with sports or ball field availability in the District ( $p \leq 0.05$ ).
  - Strongly or moderately agree that there are enough sports and ball fields in the Evergreen District ( $p \leq 0.05$ ).
  - Moderately or strongly opposes building new recreation and event centers, building new parks, adding improvements or amenities to the existing recreation and event centers, creating additional trails, or creating new sports and ball fields in the Evergreen District (all at  $p \leq 0.001$  or greater significance).
  - Is willing to travel, one-way, less than the median of 10 miles to get to a trail in the Evergreen District ( $p \leq 0.01$ ).
  - Moderately or strongly opposes having the District subsidize users of District services and facilities ( $p \leq 0.001$ ) or having the District partner with user groups or non-profit groups to help provide recreational opportunities ( $p \leq 0.01$ ).
  - Moderately or strongly disagree that the District should be making shared-use arrangements ( $p \leq 0.05$ ).

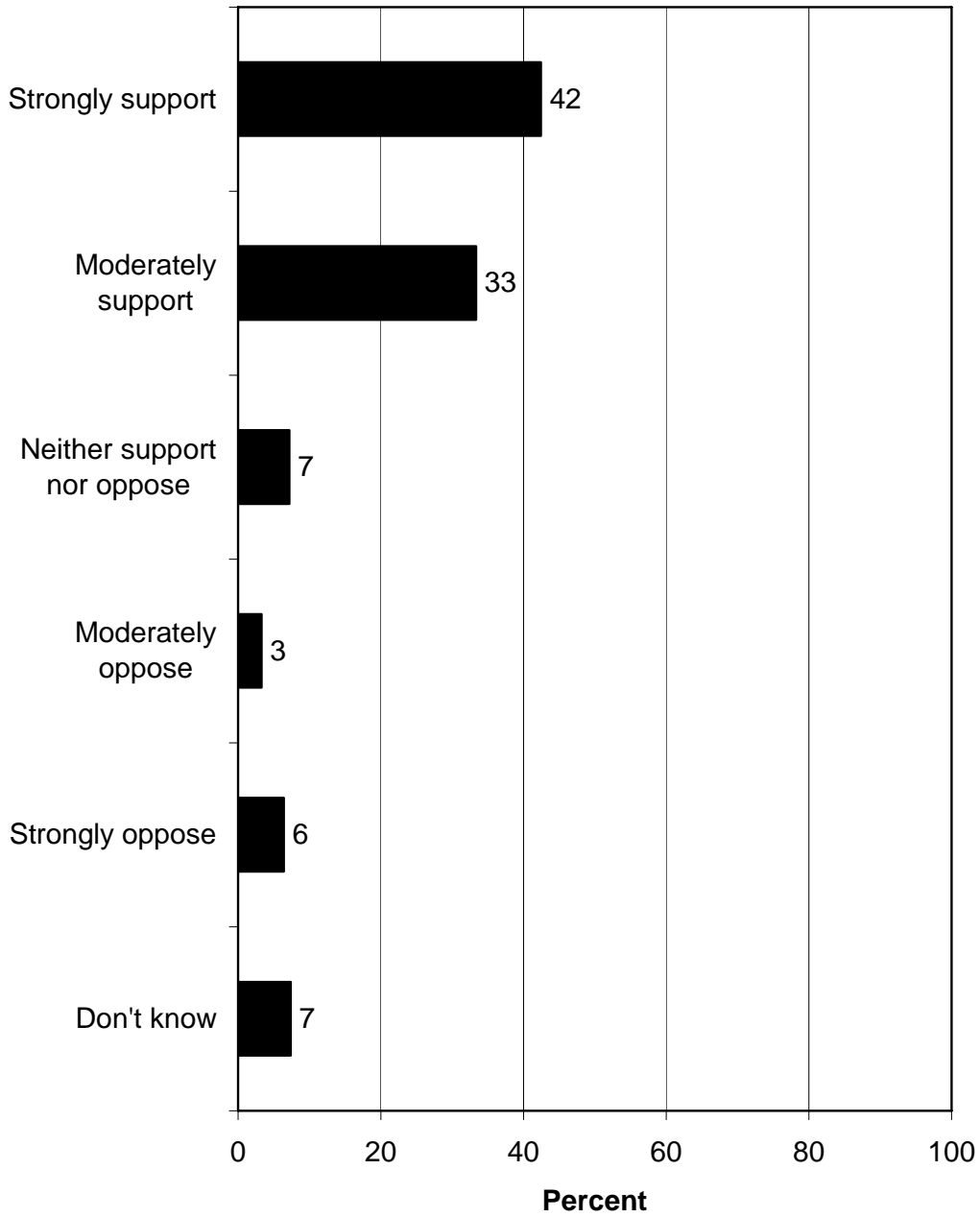


- Moderately or strongly opposes higher fees overall for improved maintenance of District facilities ( $p \leq 0.001$ ) or a Bond measure in the community to secure funding for the District's activities, facilities, operations, or maintenance ( $p \leq 0.05$ ).
  - Moderately or strongly disagree that the District should be conducting projects that typically are handled by county and municipal governments in general ( $p \leq 0.05$ ).
  - Education level is no higher than Associate's or Trade School degree ( $p \leq 0.01$ ).
  - Has children 17 years old or younger living in his/her household or who regularly stay in the household in his/her care ( $p \leq 0.01$ ).
- The survey informed respondents of the following: "The District uses some facilities or properties that are leased from other entities, such as from local governments, and this arrangement is known as shared use. The District sometimes makes improvements to those facilities or properties, even though it does not own them. When the lease is up, if it's not renewed, those improvements would go back to the owner." It then asked respondents if they agree or disagree that the District should be making shared-use arrangements. Agreement (60%) far exceeds disagreement (20%).

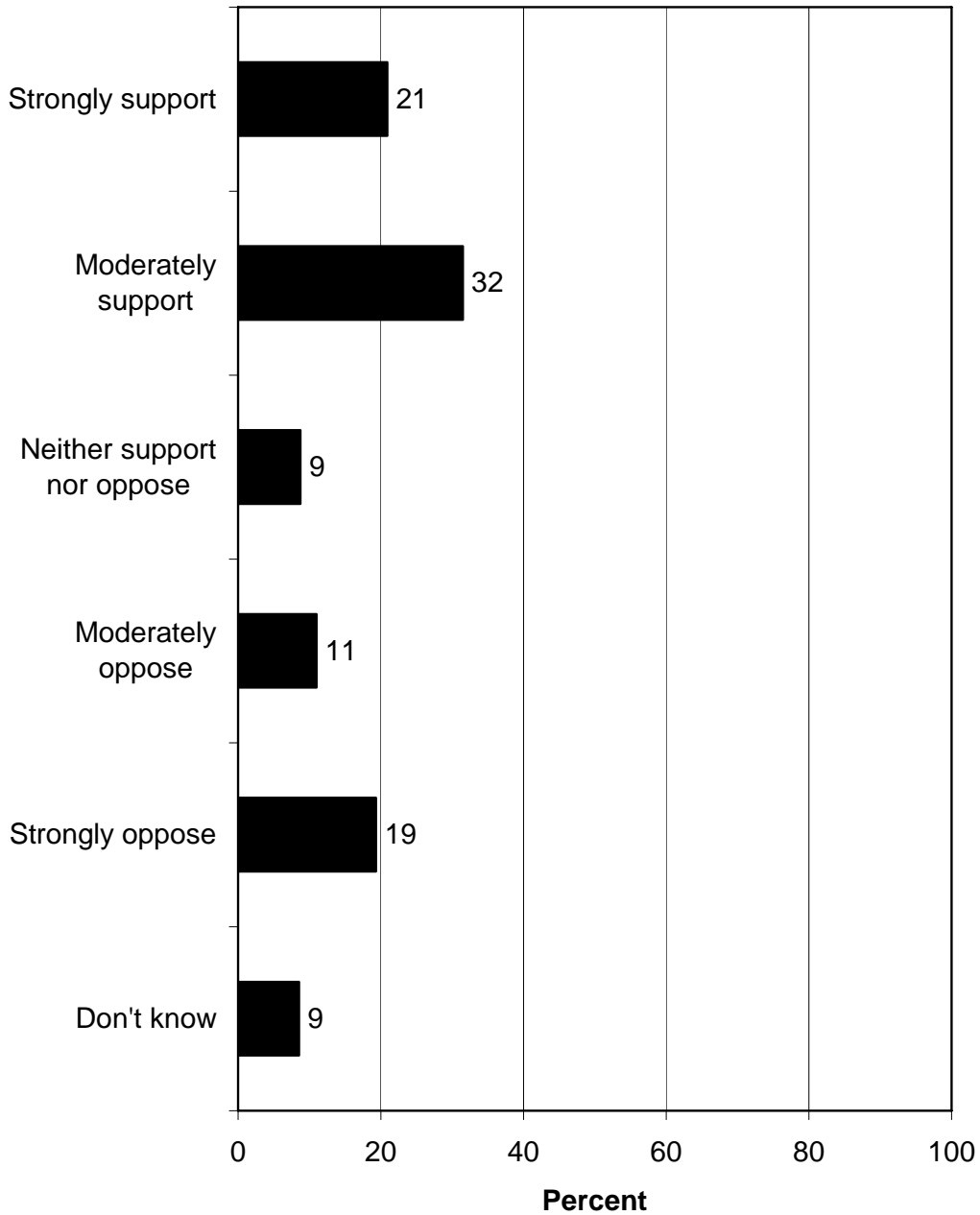
**Q98/Q99. What are the user or non-profit groups that the District partners with of which you are aware?**




**Q96. Would you support or oppose having the District partner with user groups or non-profit groups to help provide recreational opportunities?**



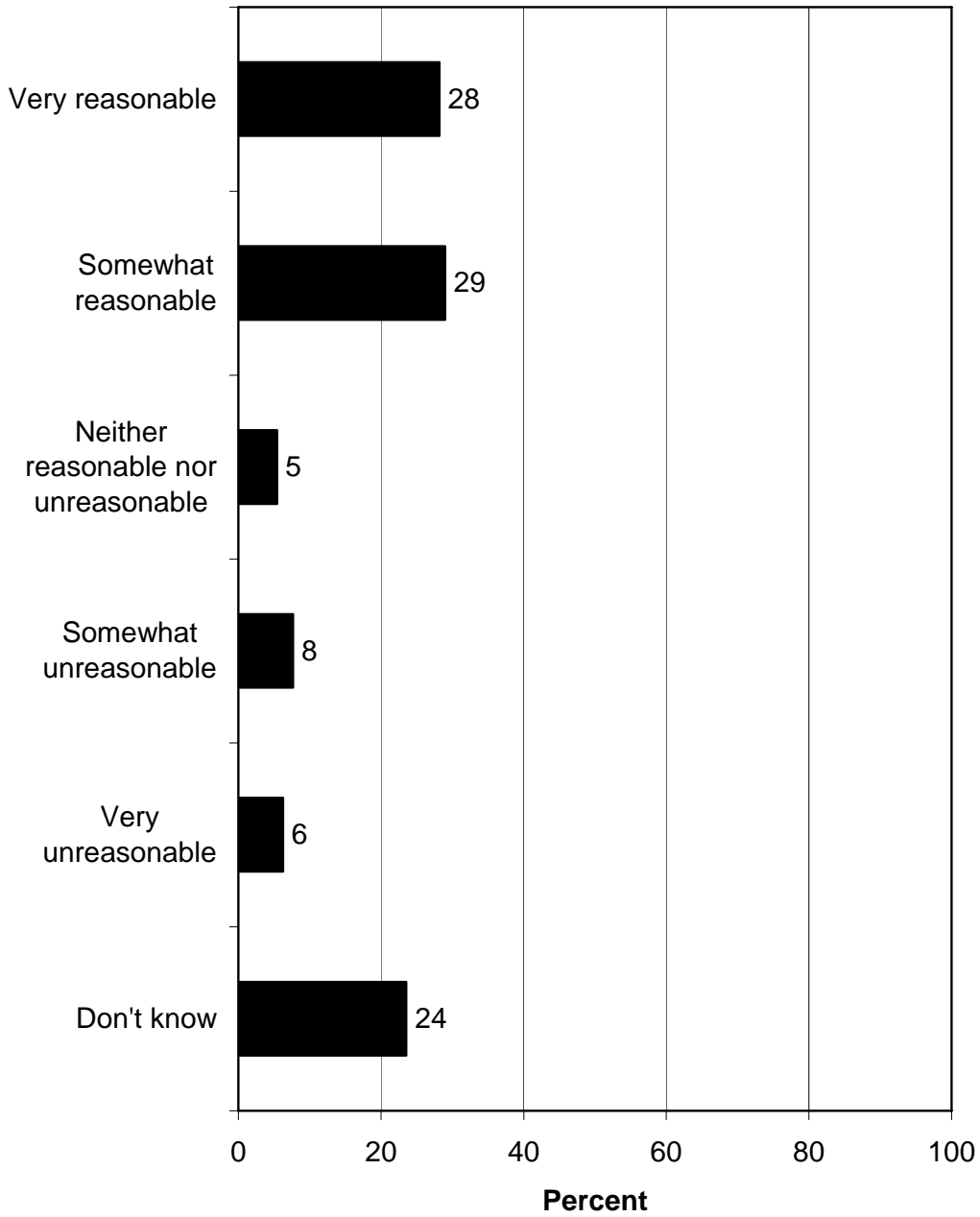
**Q97. Would you support or oppose having the District subsidize users of District services and facilities, such as athletic groups or arts groups?**



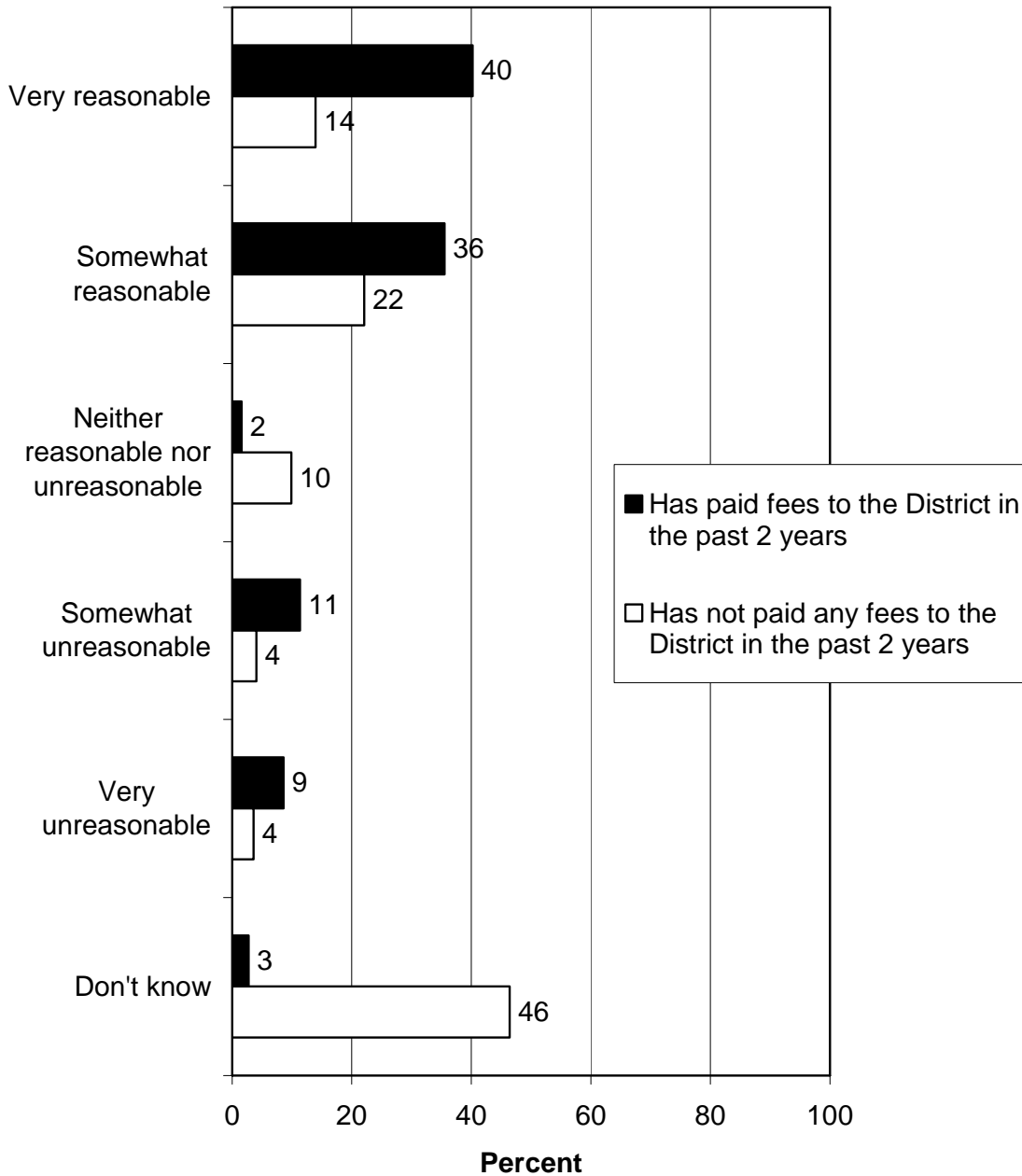
**Q101. In the past 2 years, have you paid any fees to the District?**



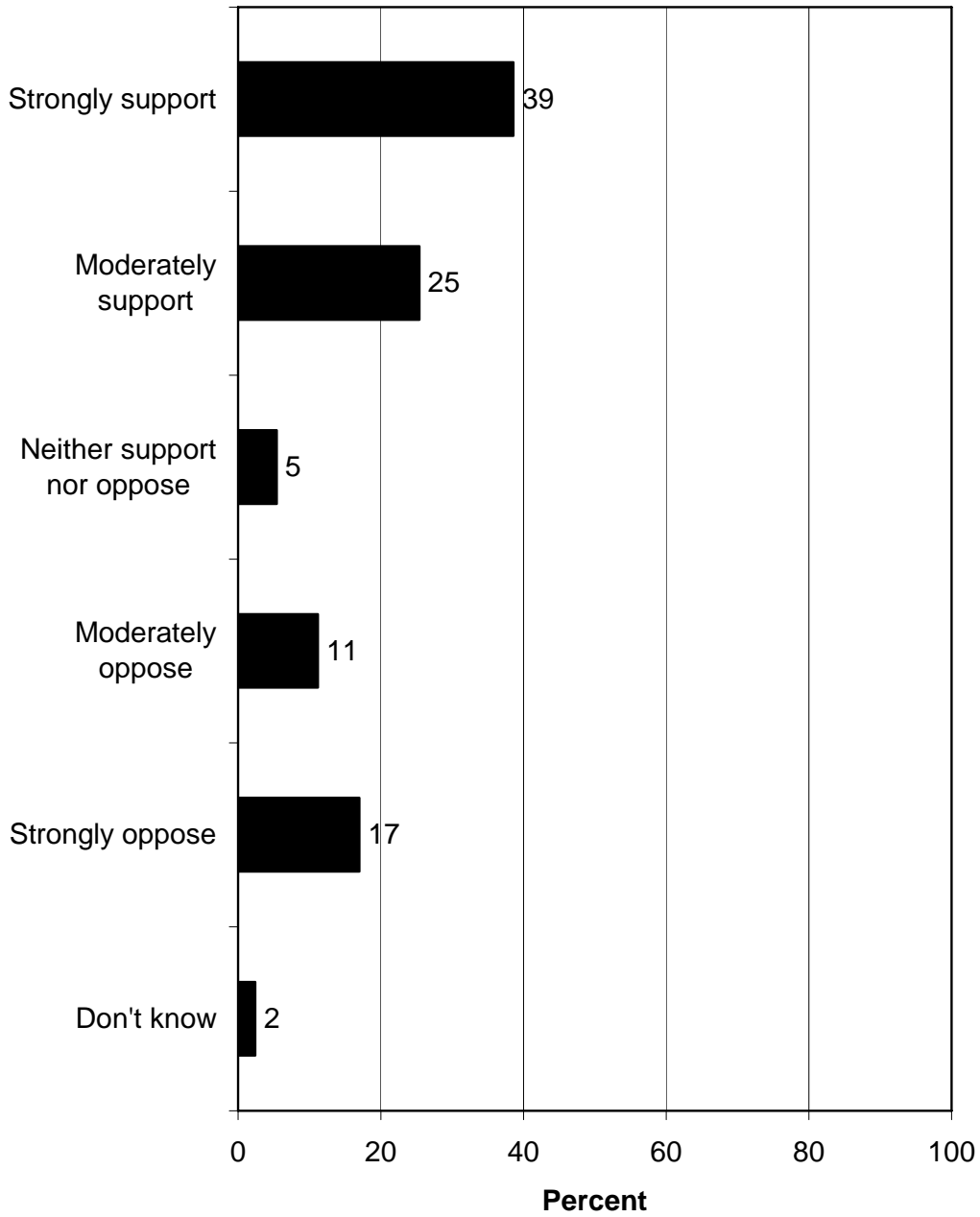
**Q102. Overall, would you say the current fees that the District charges are reasonable or unreasonable?**



**Q102. Overall, would you say the current fees that the District charges are reasonable or unreasonable?**

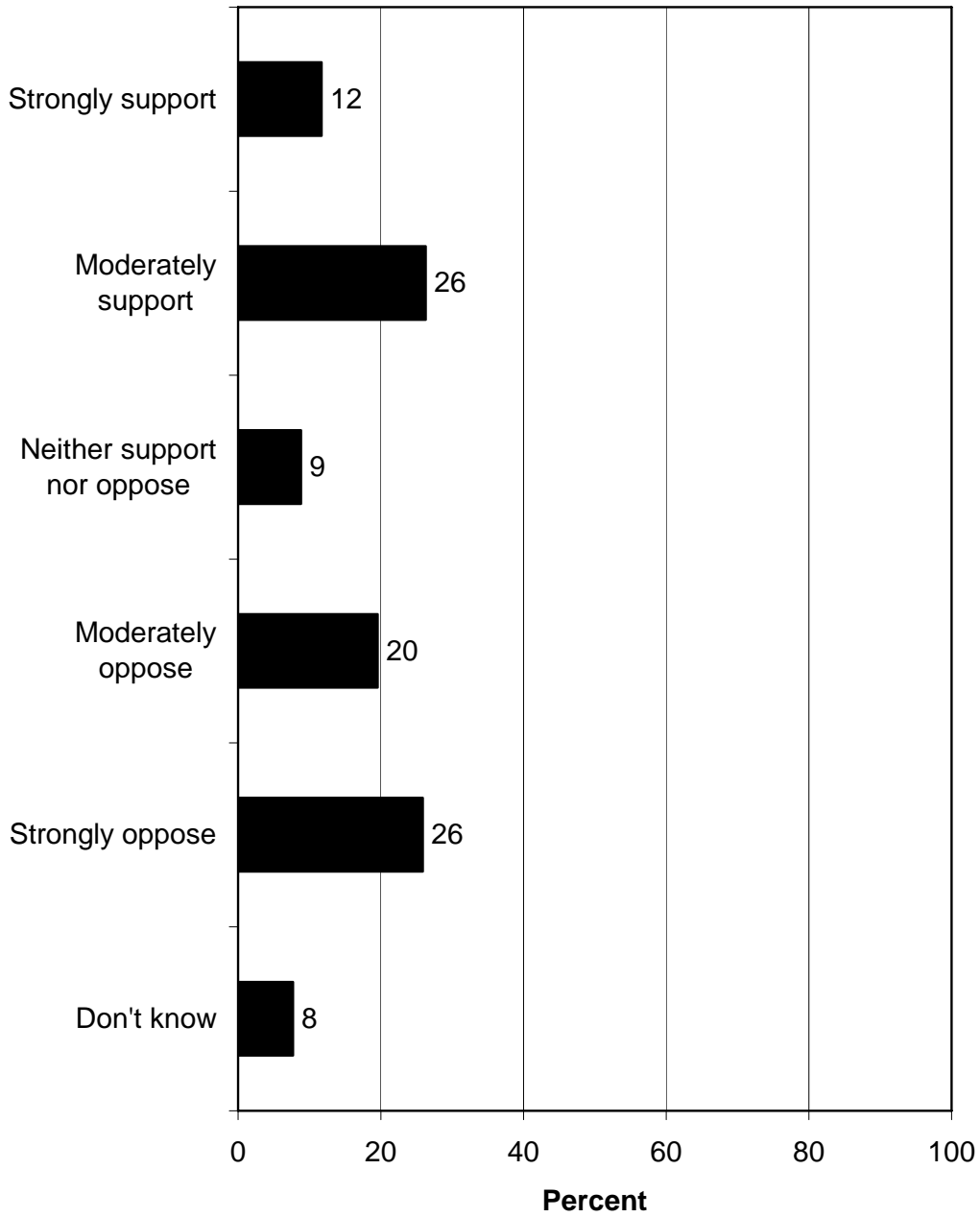


**Q104. Would you support or oppose higher fees for non-residents than for residents for recreational services?**

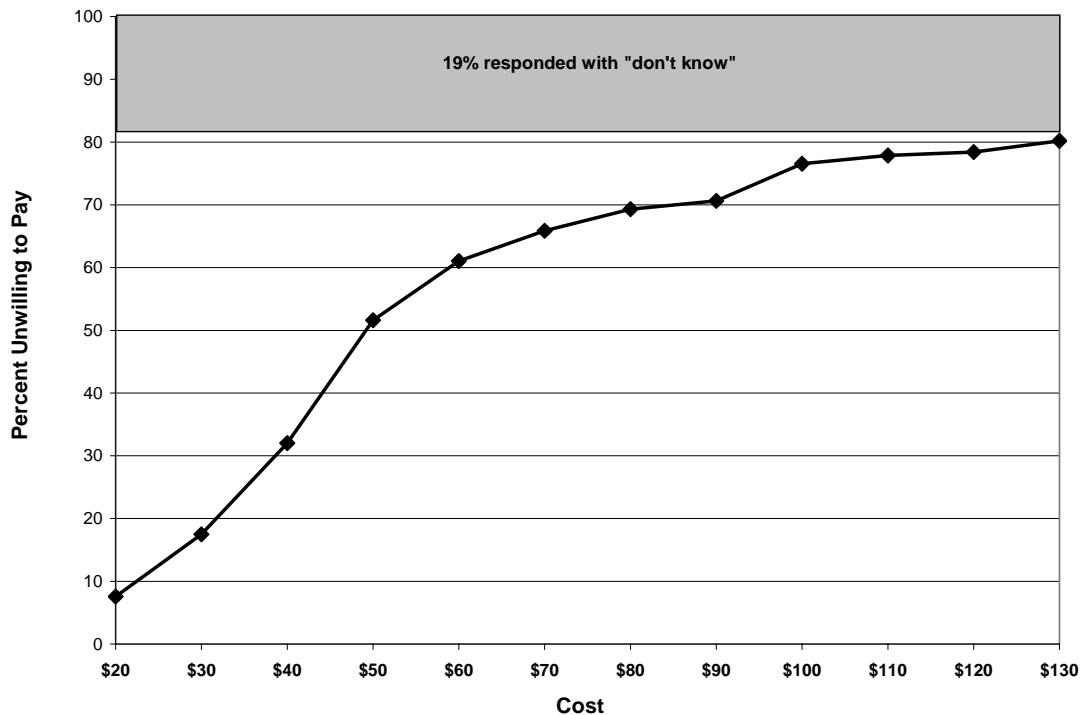




**Q107. Would you support or oppose higher fees overall for improved maintenance of District facilities?**



Q110. Willingness to Pay: An entire season of adult league softball.



### Interpreting the Graph:

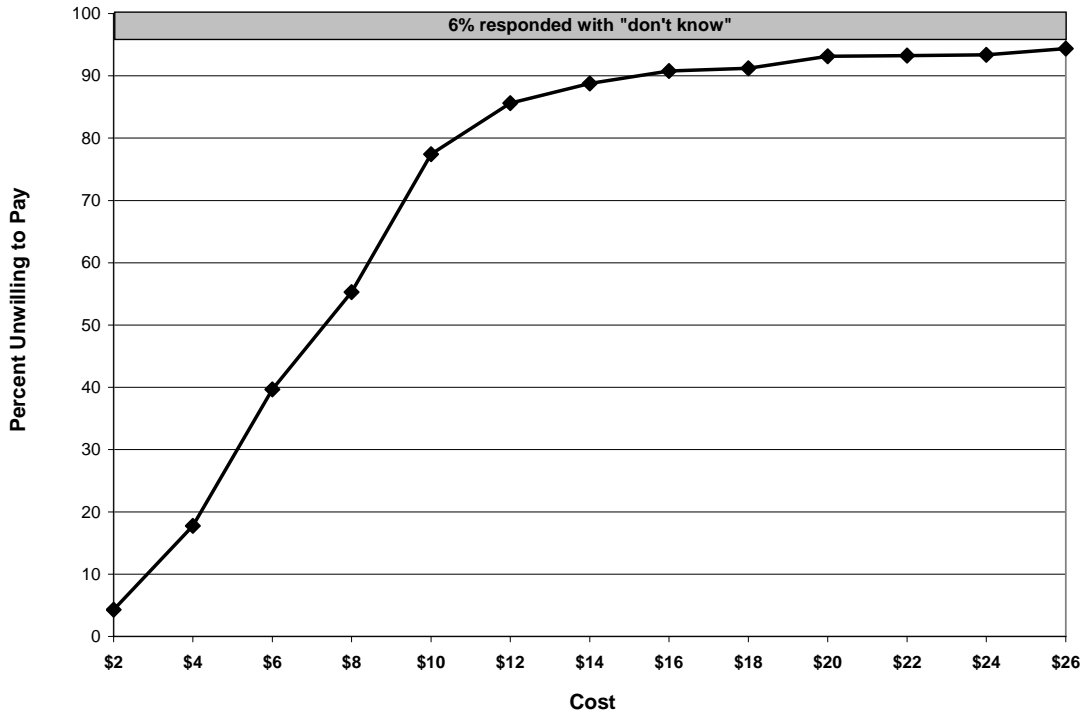
At the lowest amount (\$20), 8% are not willing to pay.

At the highest amount (\$130), only a small percentage (slightly less than 1%) are willing to pay; the overwhelming majority (80%) of respondents say that they would *not* pay that highest amount.

The “ceiling” is defined by the percentage who responded with “don’t know”; in other words, because 19% responded, “don’t know,” the maximum that could say that they would not pay is 81%.

Note that at \$50, more than half of respondents say that they would not pay for the service. Put another way, \$40 is the highest amount that a majority would be willing to pay for the service.

Q111. Willingness to Pay: A single 1-hour evening exercise class.



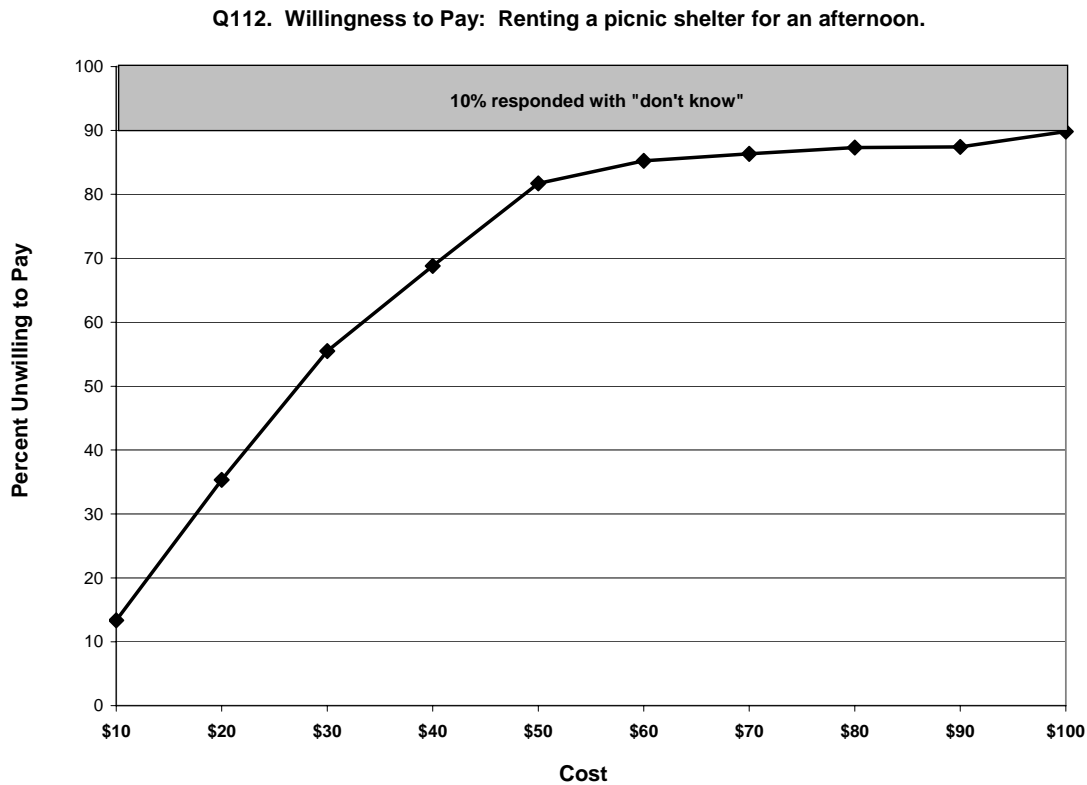
### Interpreting the Graph:

At the lowest amount (\$2), 4% are not willing to pay.

At the highest amount (\$26), no respondents (0%) are willing to pay; the overwhelming majority (94%) of respondents say that they would *not* pay that highest amount.

The “ceiling” is defined by the percentage who responded with “don’t know”; in other words, because 6% responded, “don’t know,” the maximum that could say that they would not pay is 94%.

Note that at \$8, more than half of respondents say that they would not pay for the service. Put another way, \$6 is the highest amount that a majority would be willing to pay for the service.



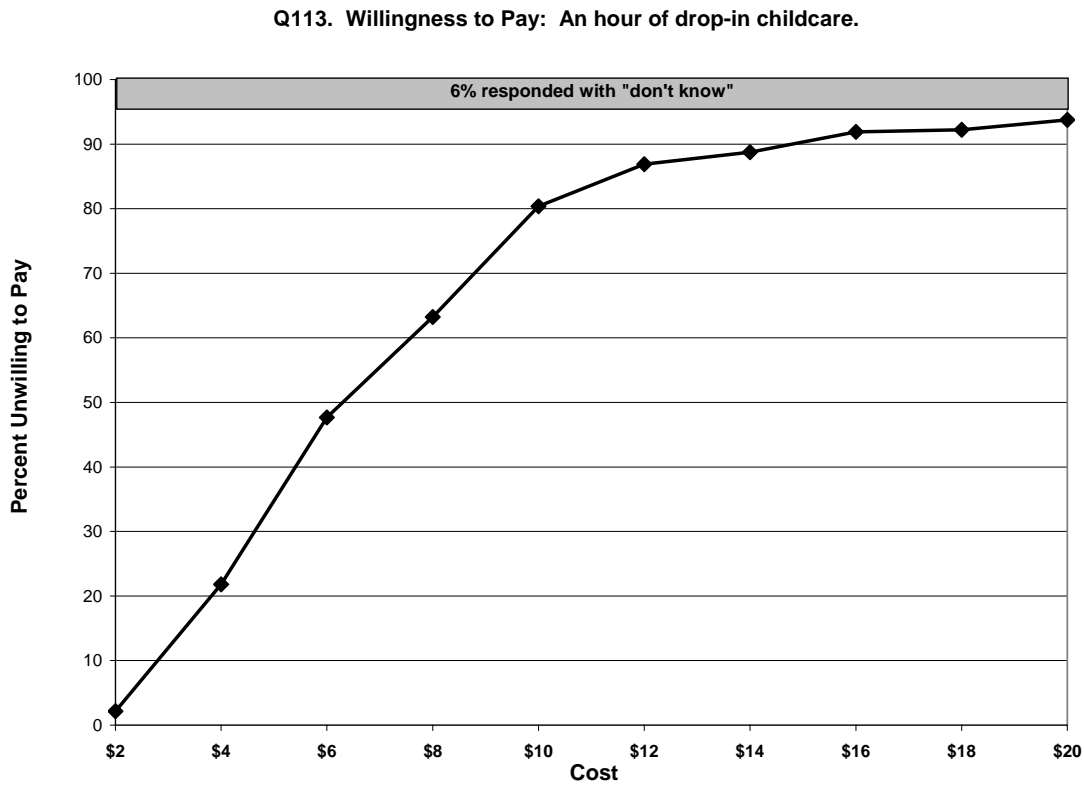
### Interpreting the Graph:

At the lowest amount (\$10), 13% are not willing to pay.

At the highest amount (\$100), only a small percentage (well less than 1%) are willing to pay; the overwhelming majority (90%) of respondents say that they would *not* pay that highest amount.

The “ceiling” is defined by the percentage who responded with “don’t know”; in other words, because 10% responded, “don’t know,” the maximum that could say that they would not pay is 90%.

Note that at \$30, more than half of respondents say that they would not pay for the service. Put another way, \$20 is the highest amount that a majority would be willing to pay for the service.



Note: Asked only of those who have children 17 years old or younger living in their household or have children that regularly stay in the household in their care.

### Interpreting the Graph:

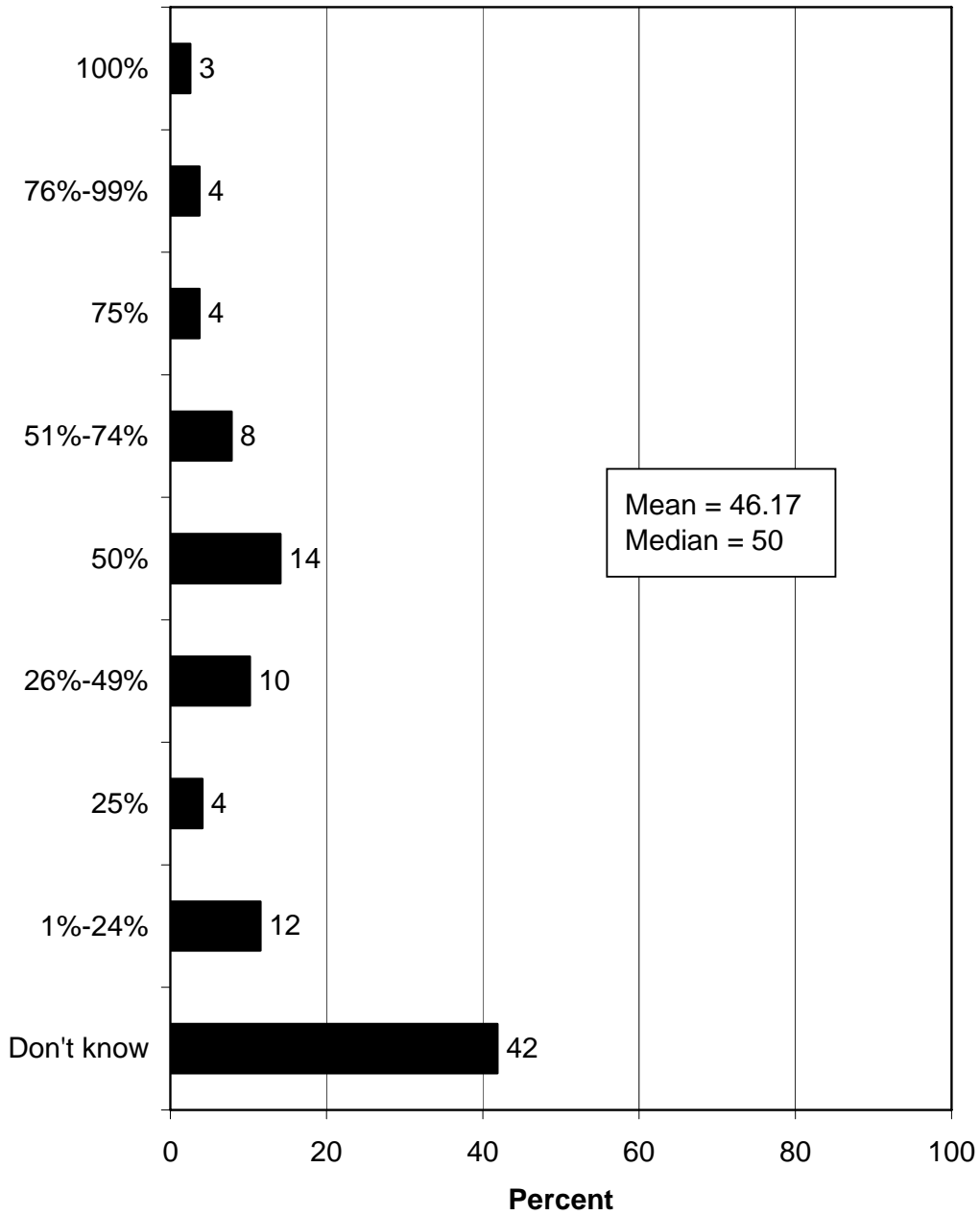
At the lowest amount (\$2), 2% are not willing to pay.

At the highest amount (\$20), only a small percentage (less than 1%) are willing to pay; the overwhelming majority (94%) of respondents say that they would *not* pay that highest amount.

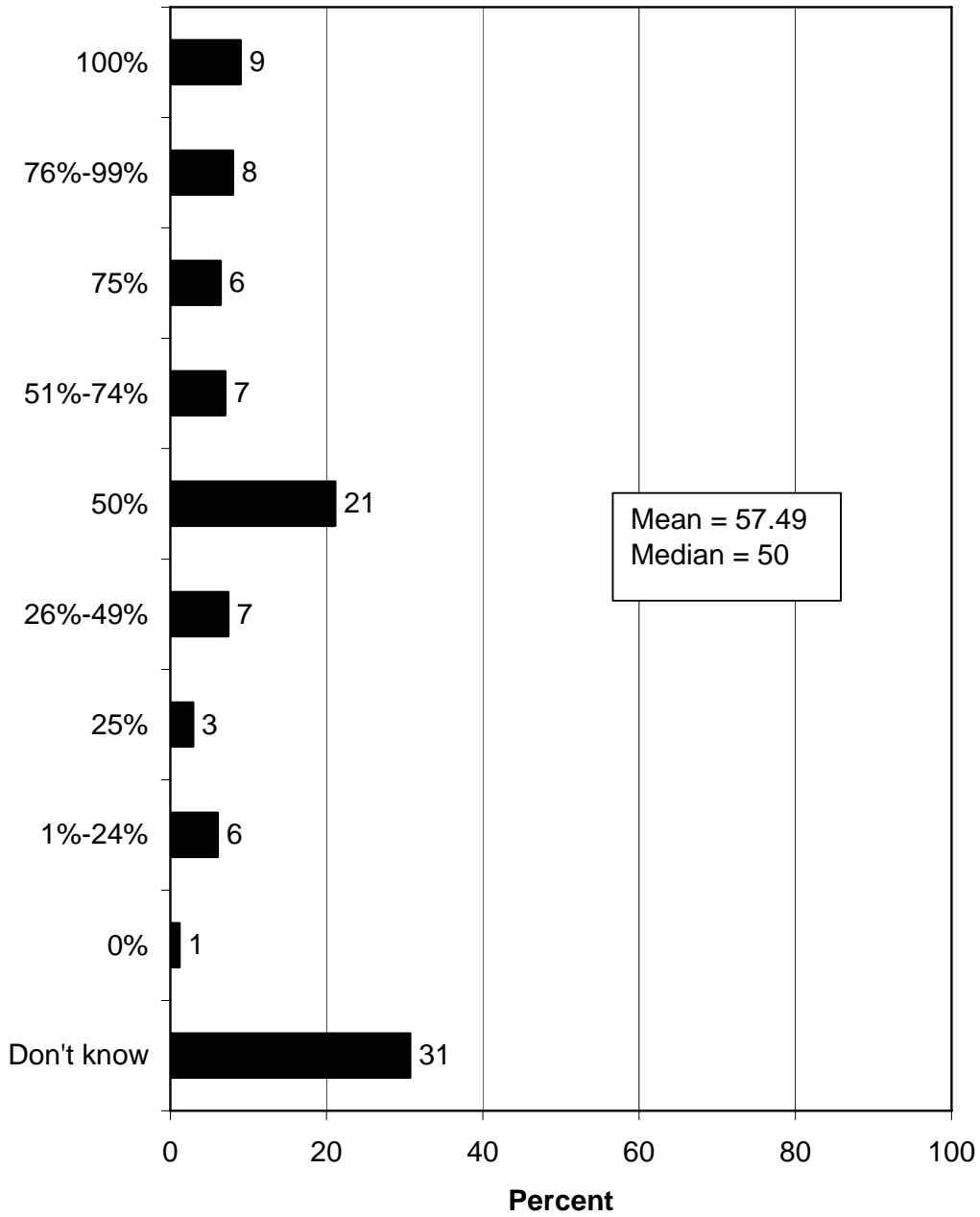
The “ceiling” is defined by the percentage who responded with “don’t know”; in other words, because 6% responded, “don’t know,” the maximum that could say that they would not pay is 94%.

Note that at \$8, more than half of respondents say that they would not pay for the service. Put another way, \$6 is the highest amount that a majority would be willing to pay for the service.

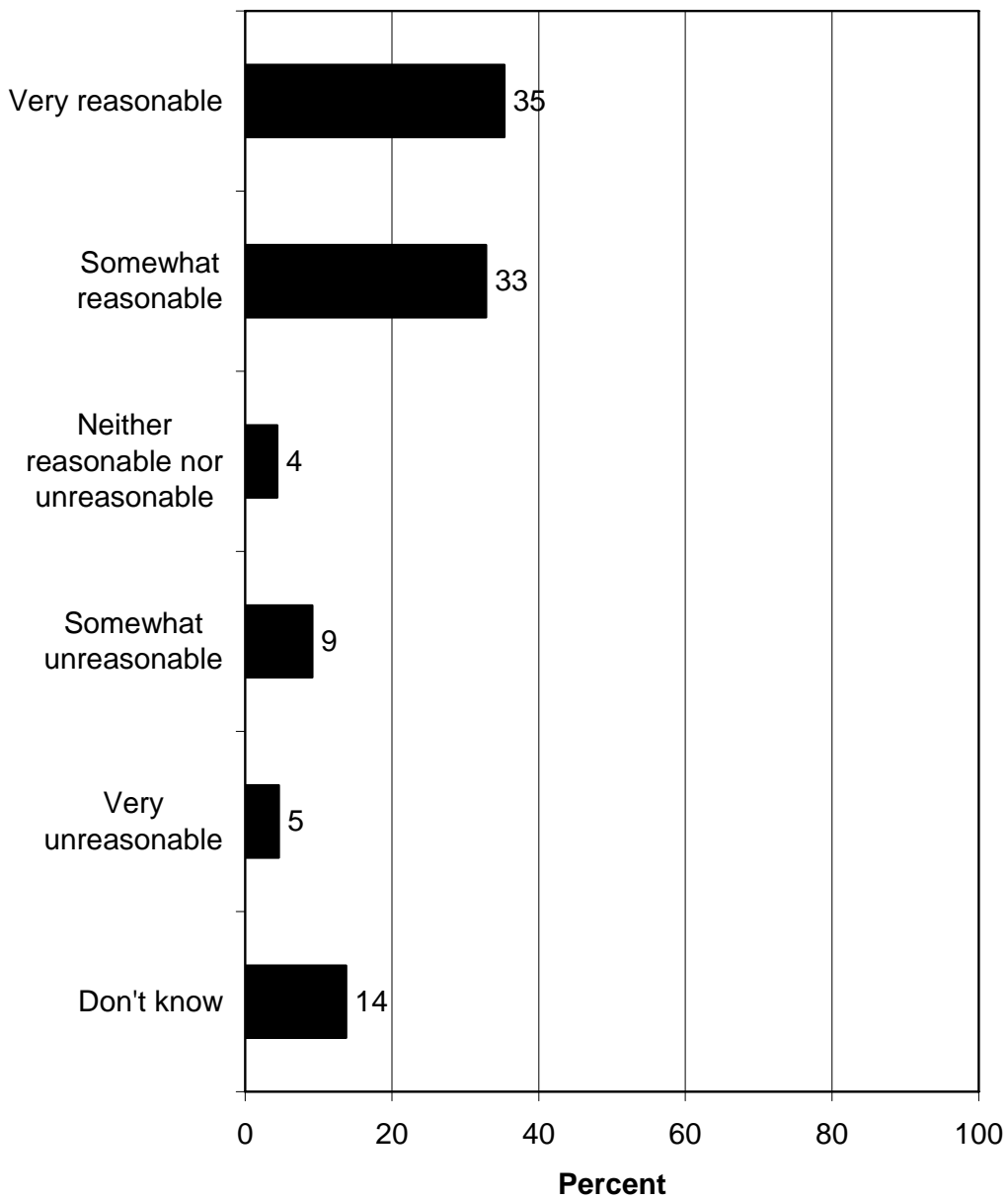
**Q114. Thinking of the District overall and the fees paid by District users, what percentage of the costs of running those facilities and programs would you say the fees cover?**



**Q116. What percentage of the costs of running facilities and programs should the fees cover? (The fees paid by District users.)**

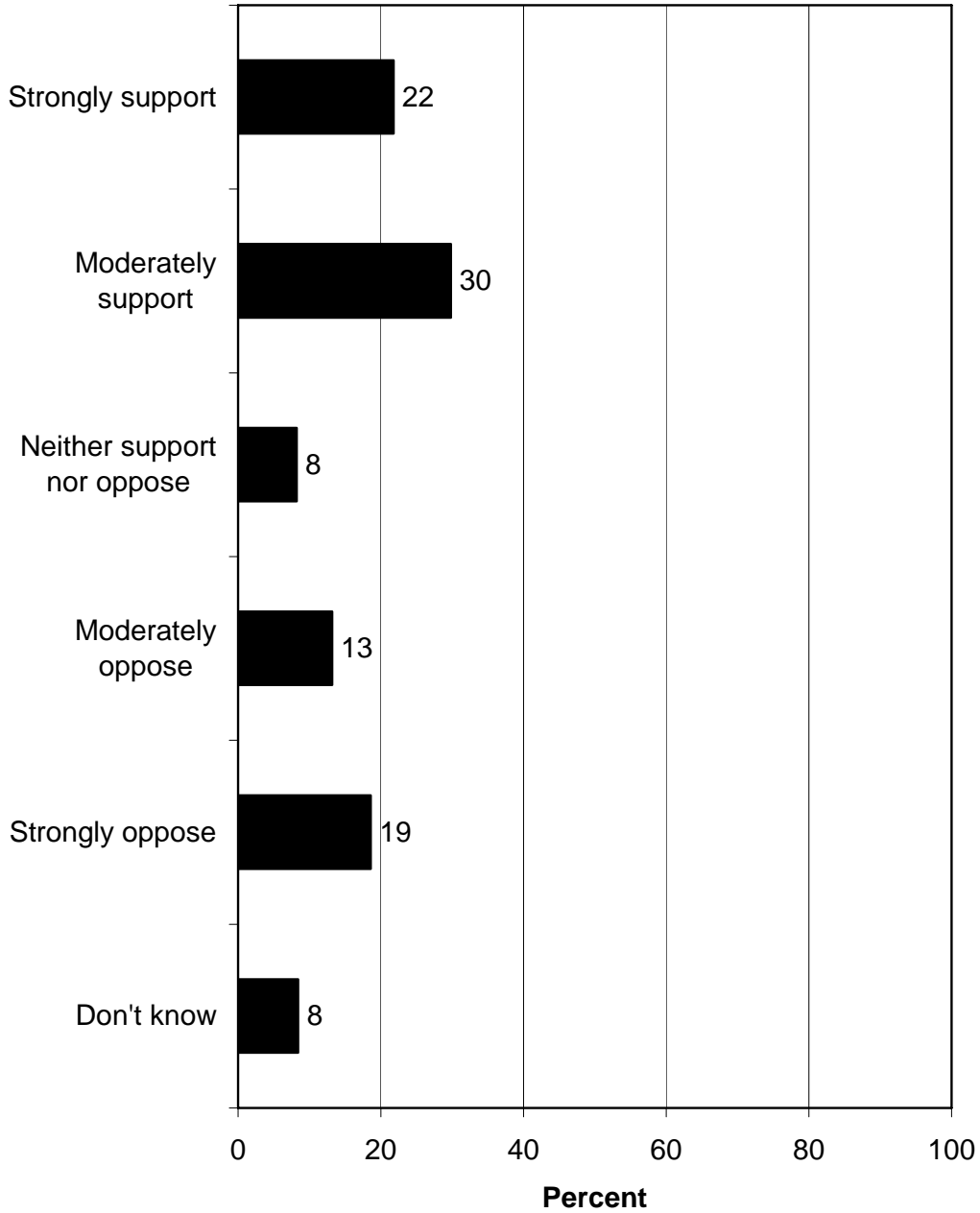


**Q118. Actually, the fees, on average, cover less than half of the total cost of providing recreational activities. Knowing this, would you say the current fees that the District charges are reasonable or unreasonable?**

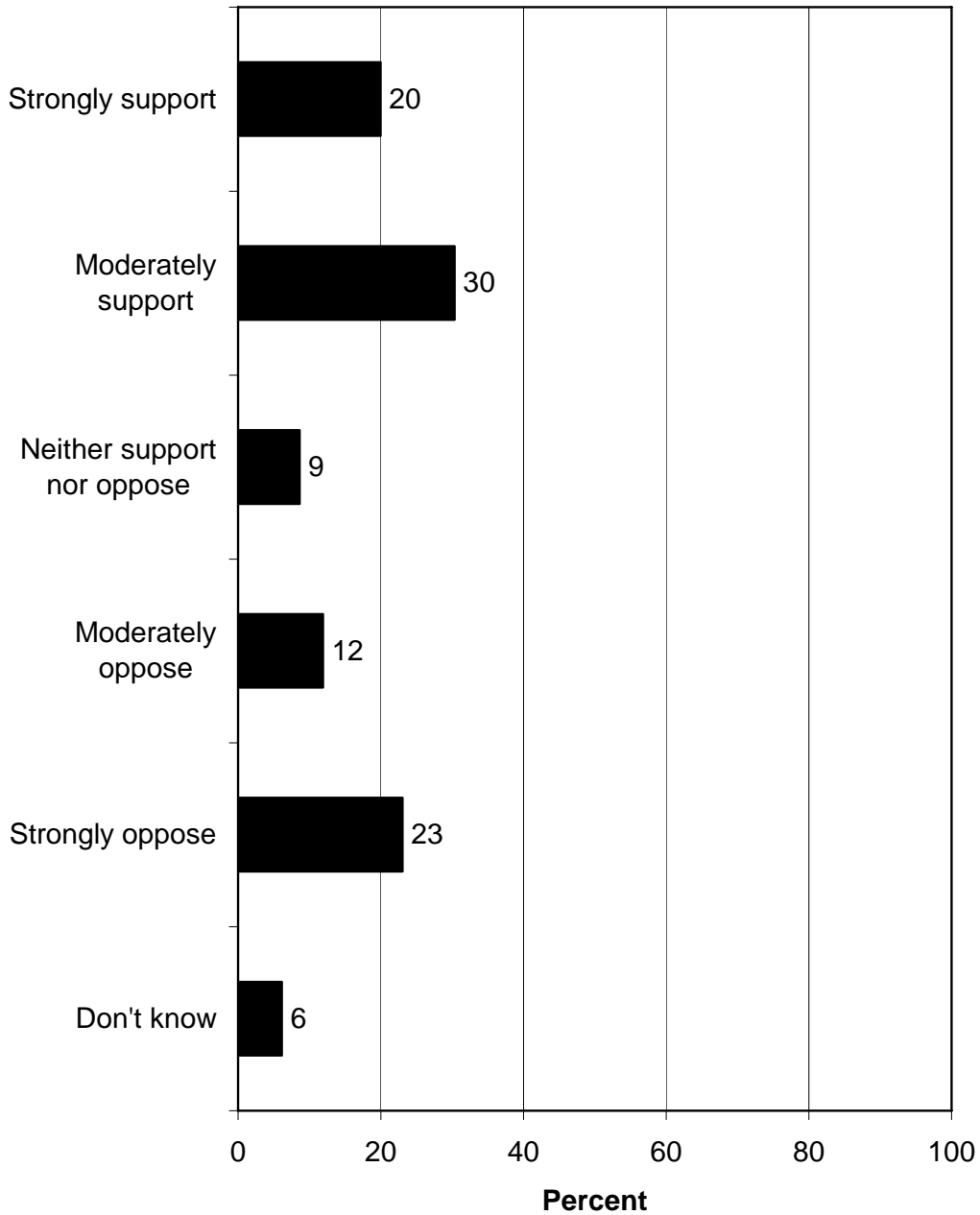




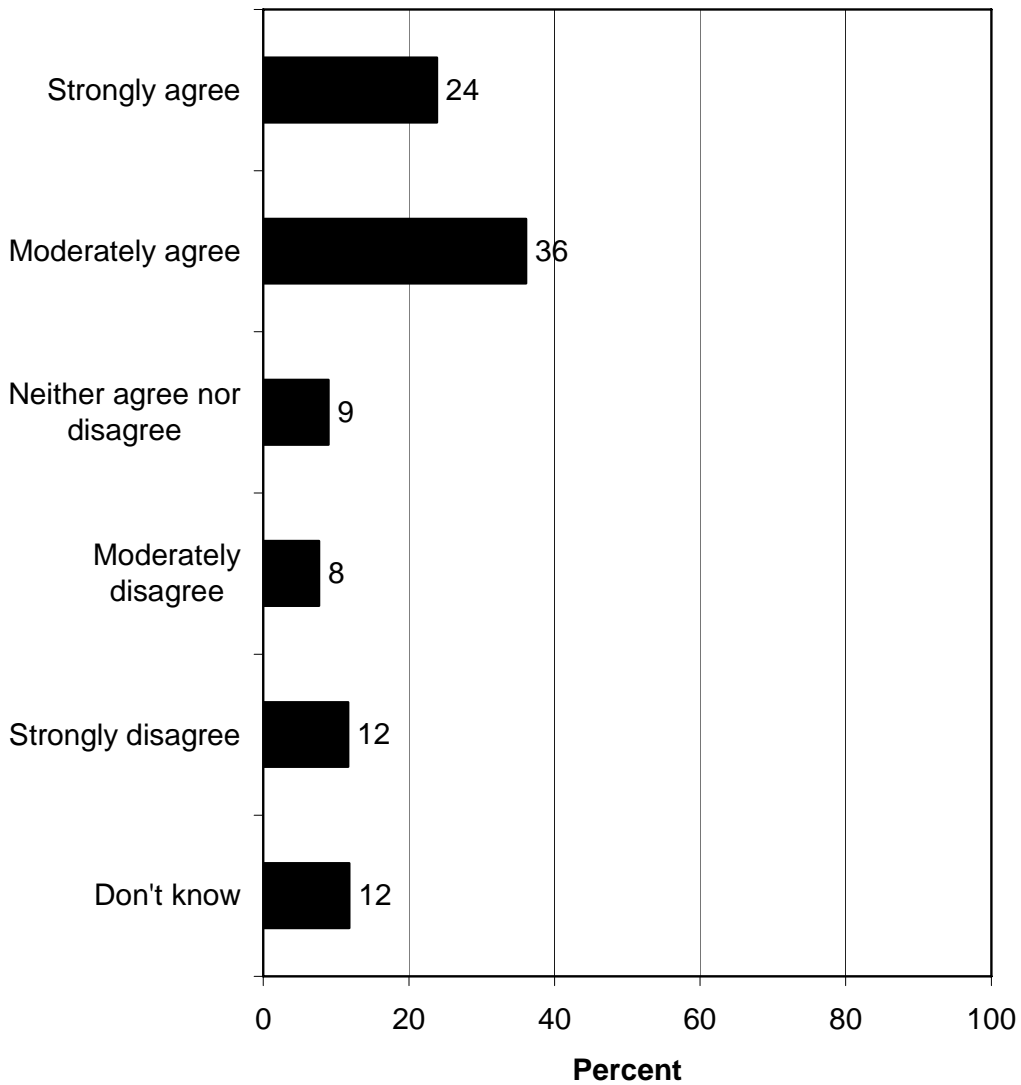
**Q105. Would you support or oppose a Bond measure in the community to secure funding for the District's activities, facilities, operations, or maintenance?**



**Q106. Would you support or oppose dedicating a set amount of property taxes to secure funding for the District's activities and facilities?**



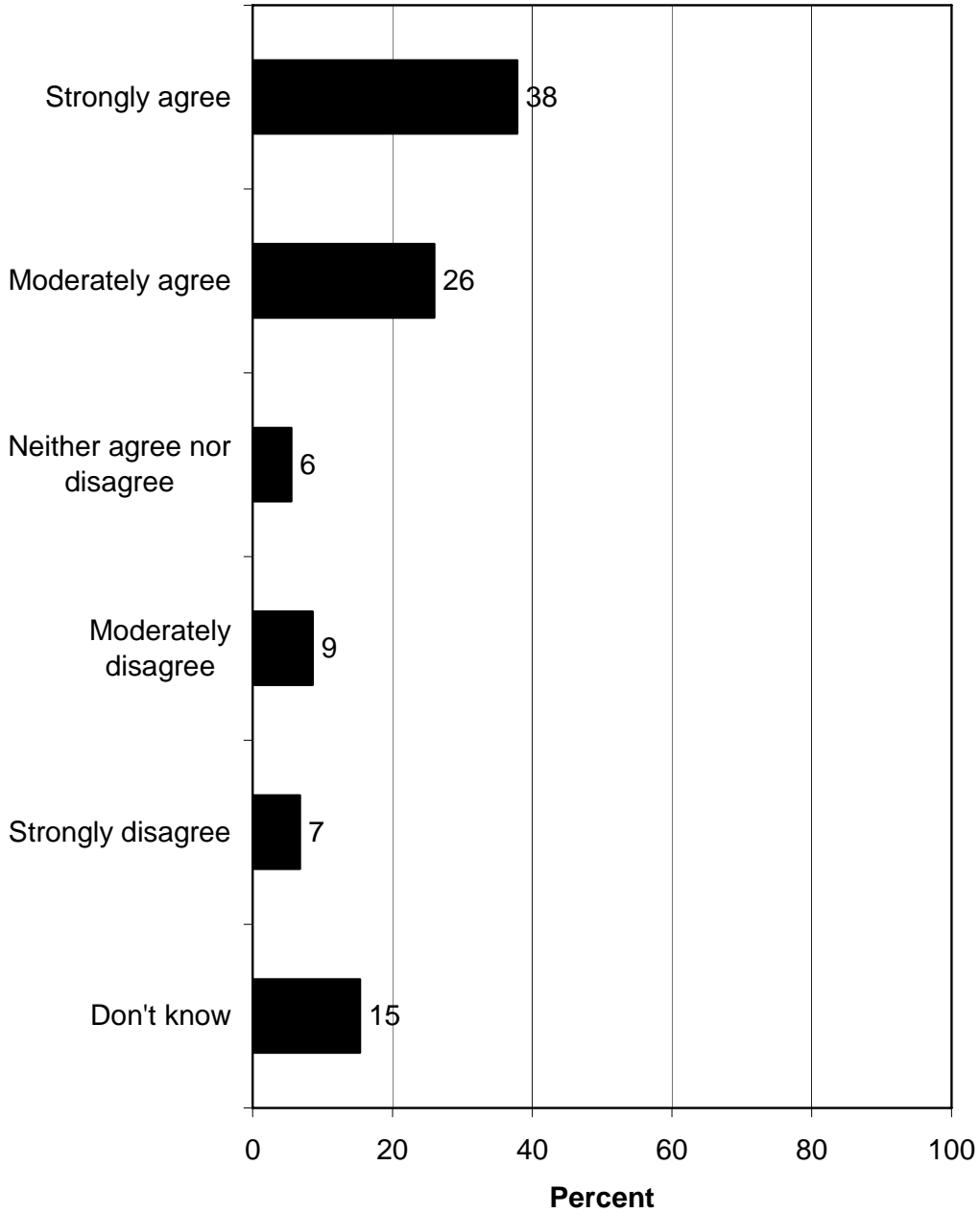
**Q138. The District uses some facilities or properties that are leased from other entities, such as from local governments, and this arrangement is known as shared use. The District sometimes makes improvements to those facilities or properties, even though it does not own them. When the lease is up, if it's not renewed, those improvements would go back to the owner. Do you agree or disagree that the District should be making shared-use arrangements?**



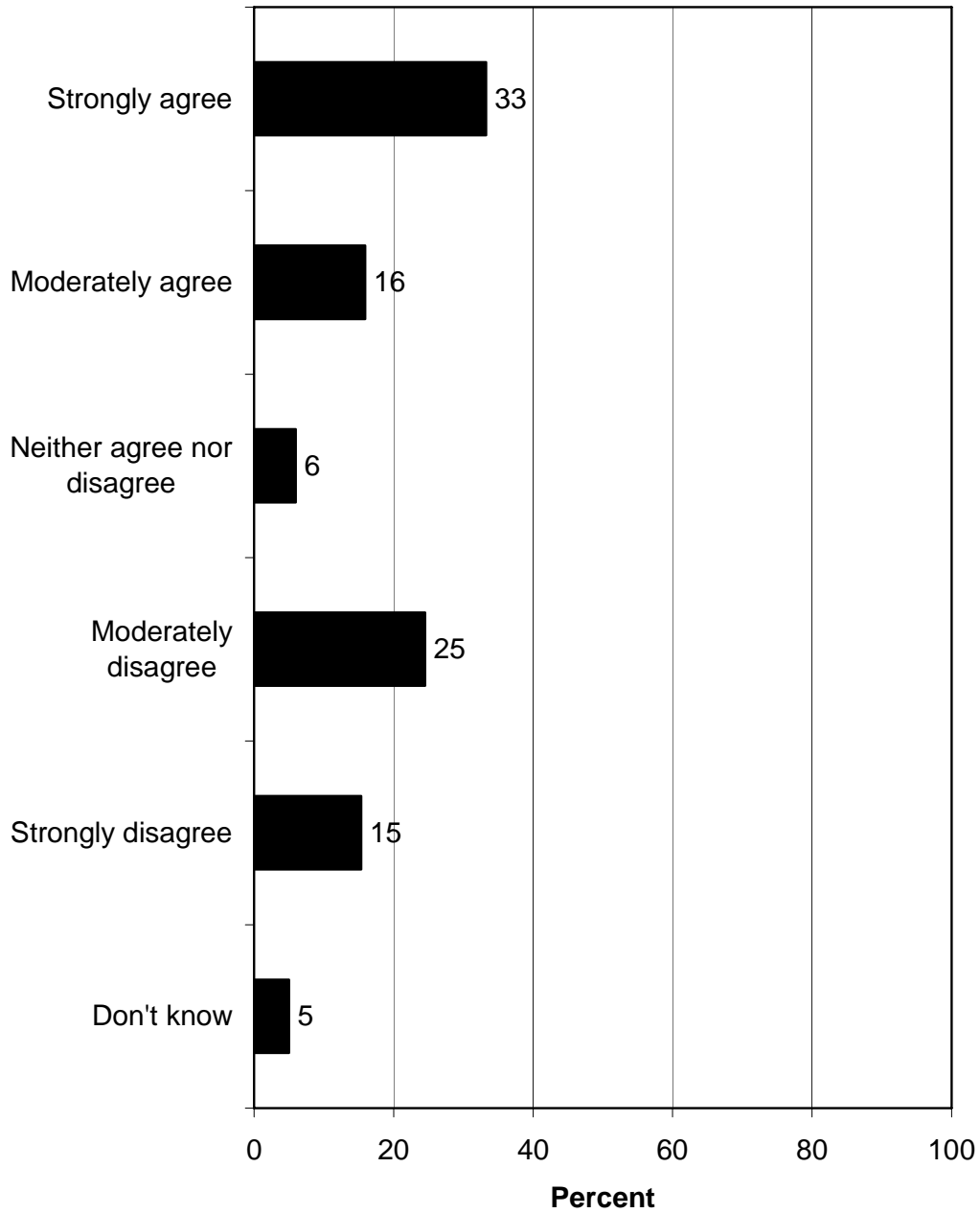
## **OPINIONS ON DEVELOPMENT AND OPEN SPACE IN THE EVERGREEN DISTRICT**

- Agreement (64%) far exceeds disagreement (16%) that, regarding development of recreation facilities in the Evergreen District, the District has the right amount of undeveloped open space.
  
- Residents are more split on the second question in this section: 49% agree and 40% disagree that preserving the park lands in the Evergreen District means that nothing should be built on the park lands, including recreational facilities.

**Q129. Regarding development of recreation facilities in the Evergreen District, do you agree or disagree that the District has the right amount of undeveloped open space?**



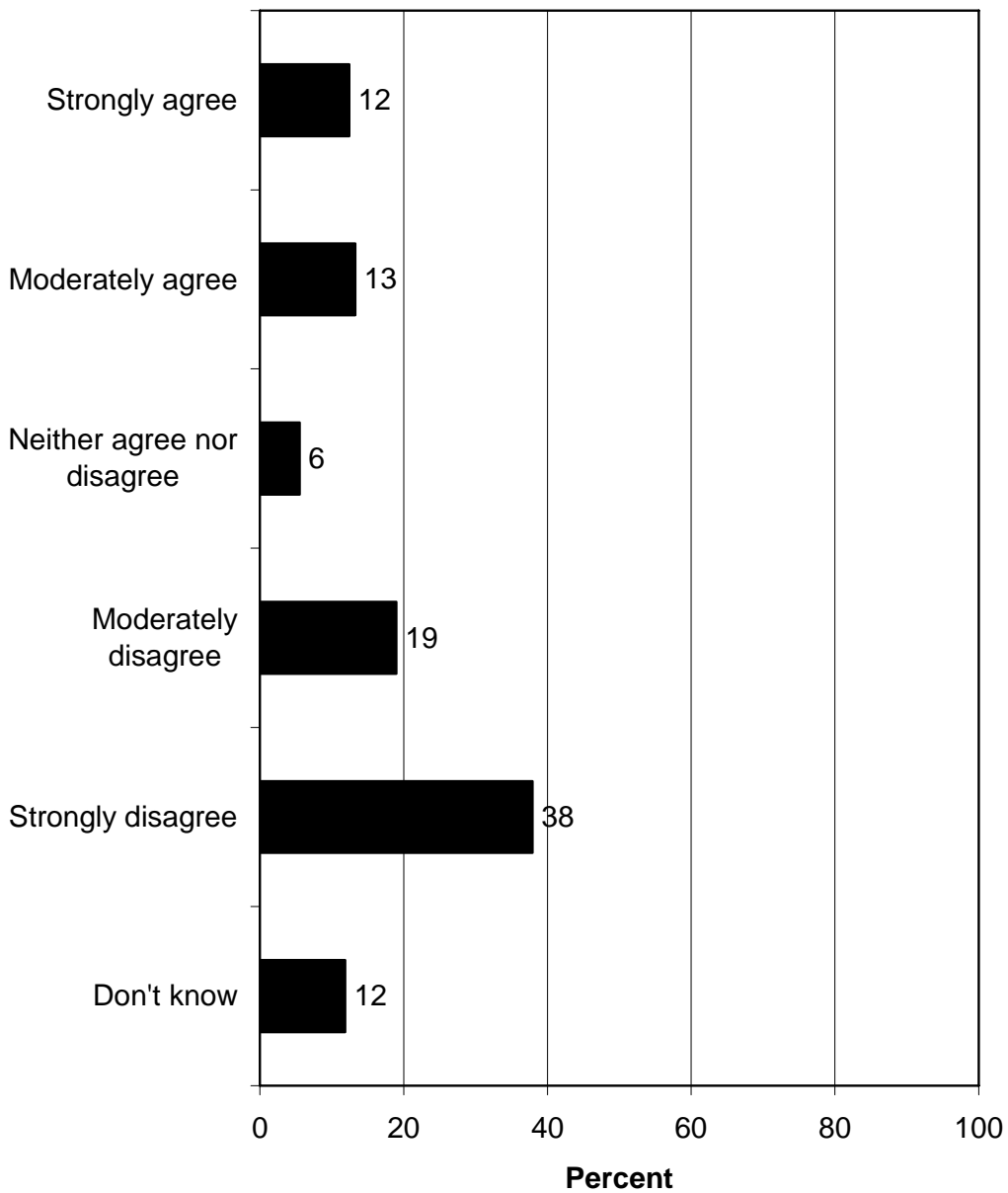
**Q131. Do you agree or disagree that preserving the park lands in the Evergreen District means that nothing should be built on the park lands, including recreational facilities?**



## **OPINIONS ON PROJECTS OF THE EVERGREEN DISTRICT**

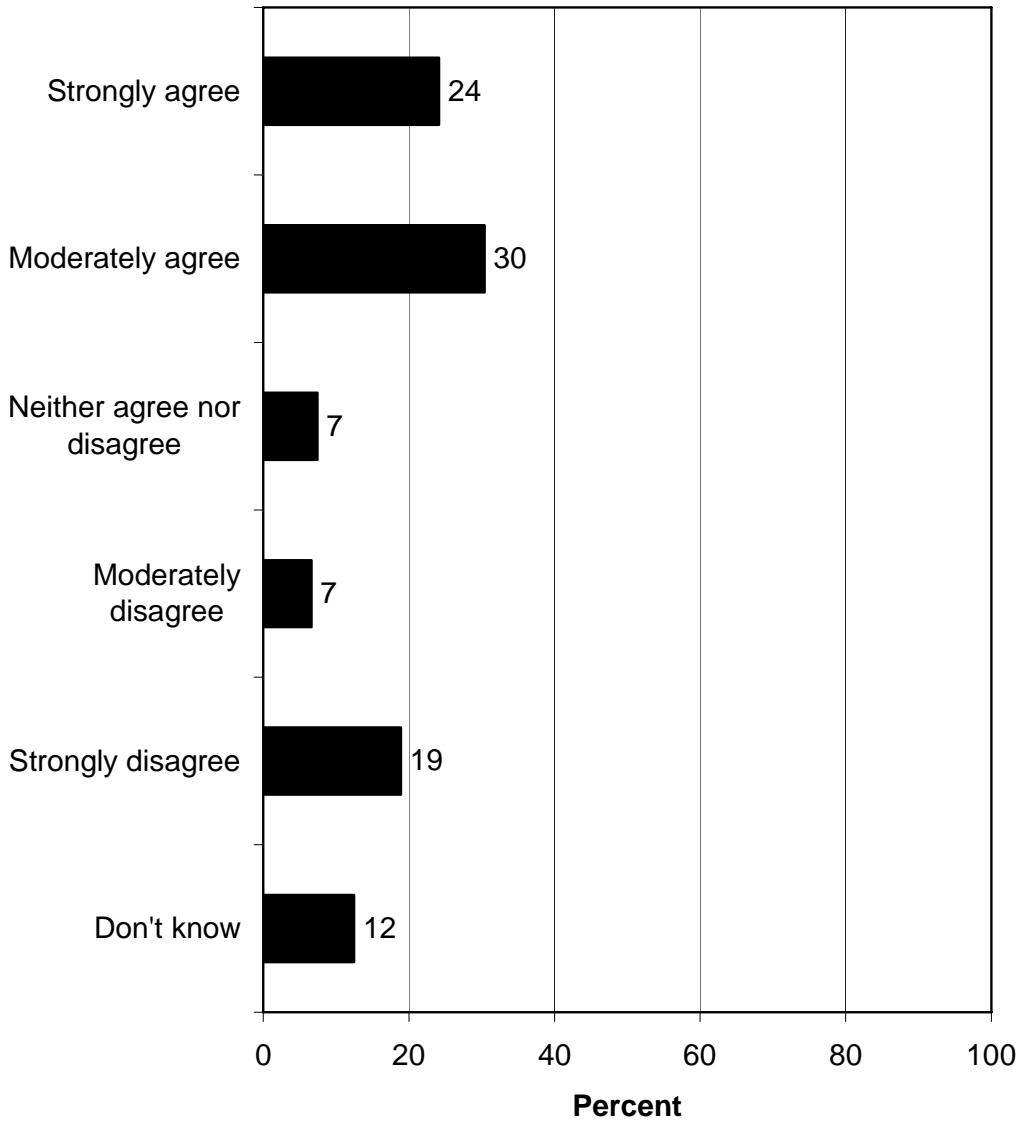
- Disagreement (57%) far exceeds agreement (25%) that the District should be conducting projects that typically are handled by county and municipal governments, like building sidewalks or clearing ice and snow in residential and business areas.
  
- Another question on this topic found that a slight majority of residents agree (54%) that the District should be conducting the projects referenced above *if the county and municipal governments cannot do so*; meanwhile, 26% disagree.

**Q132. Do you agree or disagree that the District should be conducting projects that typically are handled by county and municipal governments, like building sidewalks or clearing ice and snow in residential and business areas?**





**Q133. Do you agree or disagree that the District should be conducting those projects\* if the county and municipal governments cannot?**

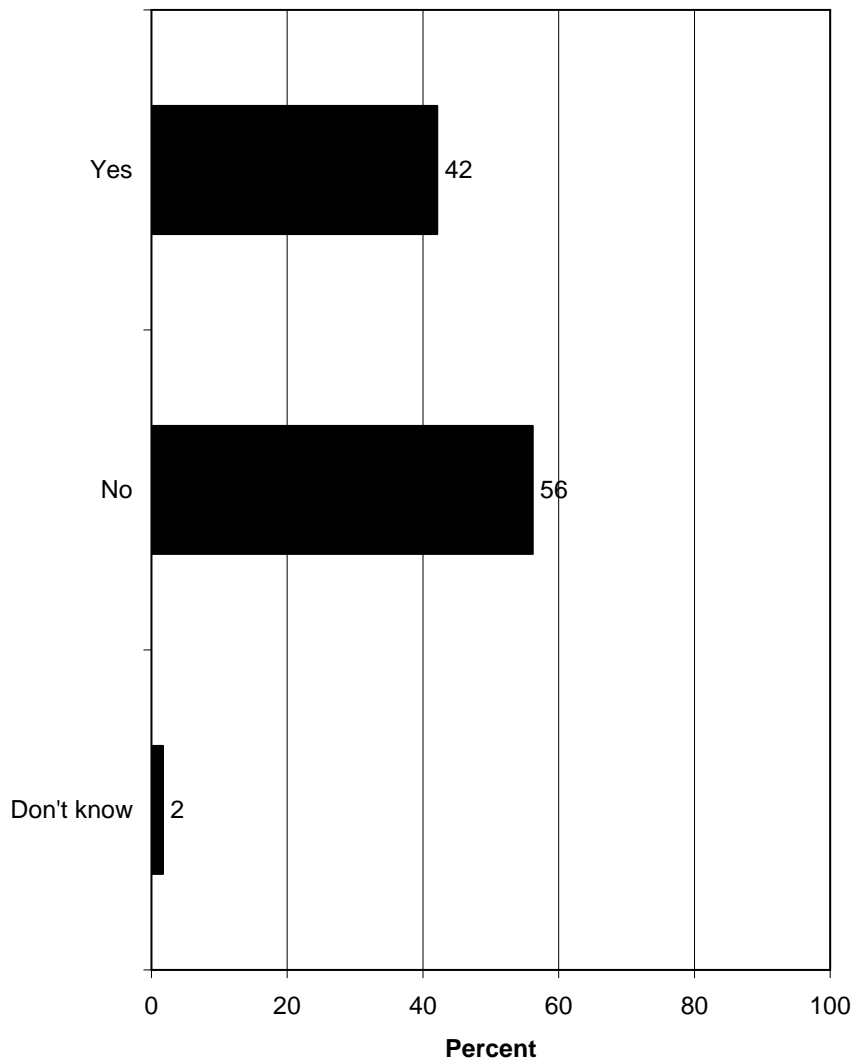


\* Projects that typically are handled by county and municipal governments, like building sidewalks or clearing ice and snow in residential and business areas.

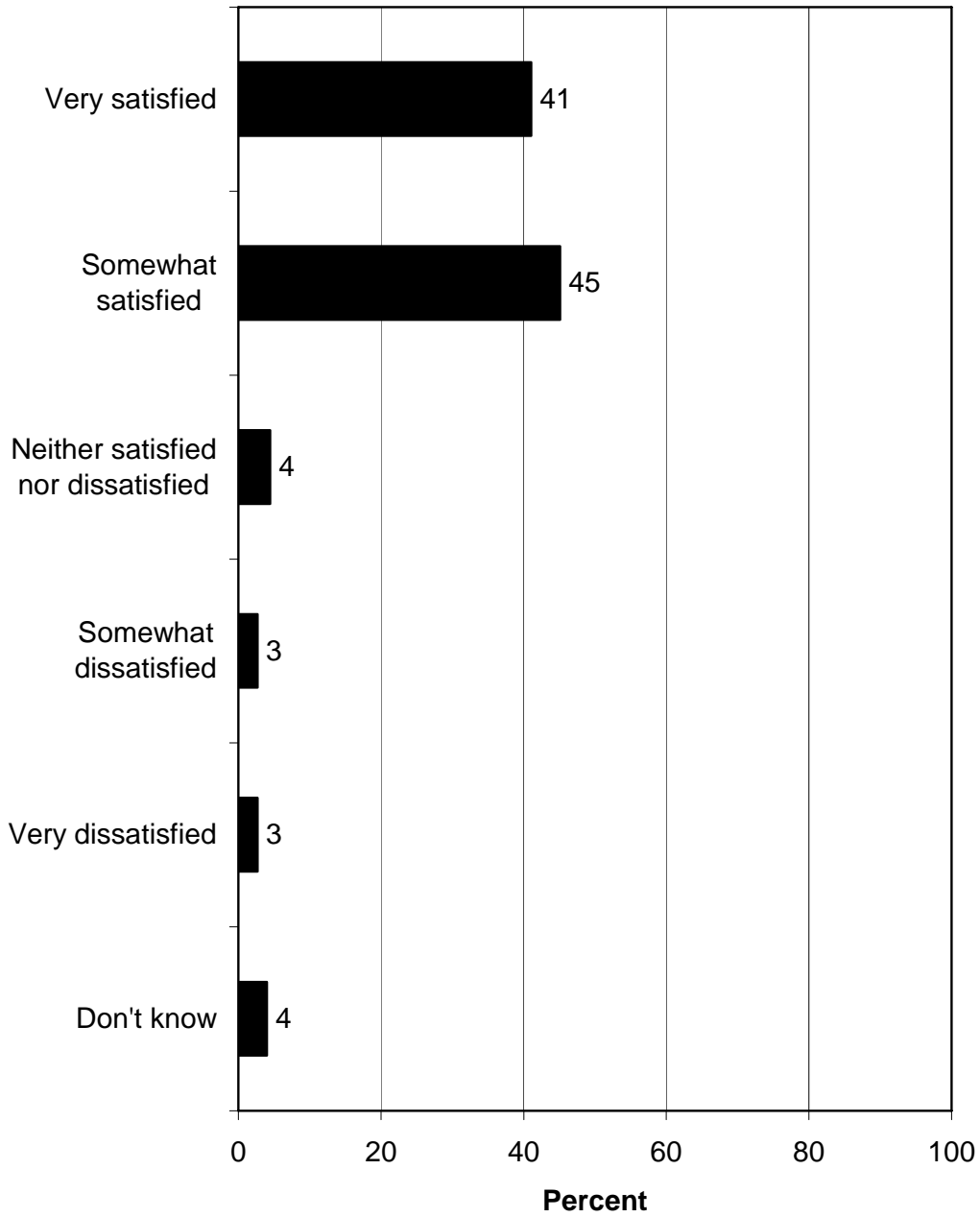
## USE OF AND OPINIONS ON THE EVERGREEN DISTRICT'S WEBSITE

- Just under half of residents (42%) had visited the District's website at some time.
  - Those who visited the website were asked if they were satisfied or dissatisfied with it: 86% were satisfied, while only 6% were dissatisfied.

### Q127. Have you ever visited the District's website?



**Q128. How satisfied or dissatisfied are you with the District's website? (Asked of those who have visited the District's website.)**



## SUMMARY OF RESULTS PERTAINING TO RECREATION AND EVENT CENTERS IN THE EVERGREEN DISTRICT

- The results in this section have already been reported as part of other sections, including results of individual questions that were included as part of cumulative graphs—in other words, graphs that showed all the results of similar questions for all the types of recreation facilities and programs. This section shows the results of all the questions about *recreation and event centers* and includes graphs of individual questions, even if the graphs were already presented elsewhere.
  
- A majority of residents (58%) used at least one of the three recreation and event centers *often* or *sometimes* in the past 2 years.
  - The nonparametric analysis found that the following responses are correlated with **often or sometimes using** at least one of the recreation and event centers managed by the District personally in the past 2 years:
    - Is very or somewhat satisfied with the District’s services ( $p \leq 0.001$ ).
    - Is very or somewhat satisfied that his/her recreation needs are being met by the District, with the services that the District provides to the community, and with the overall communications to the community from the District (all at  $p \leq 0.001$  significance).
    - Is very ( $p \leq 0.001$ ) familiar with at least one of the District parks, very ( $p \leq 0.001$ ) familiar with at least one of the District trails, and very ( $p \leq 0.001$ ) familiar with at least one of the District’s sports or ball fields.
    - Often or sometimes participated in recreation and athletic programs offered by the District, used trails in the Evergreen District, used parks in the Evergreen District, and used sports or ball fields in the Evergreen District in the past 2 years (all at  $p \leq 0.001$  significance).
    - The children in his/her household often or sometimes used a recreation and event center managed by the District, participated in recreation and athletic programs offered by the District, used trails in the Evergreen District, and used parks in the Evergreen District in the past 2 years (all at  $p \leq 0.001$  significance).
    - Is very or somewhat satisfied with the recreation and event centers managed by the District ( $p \leq 0.01$ ) and with the recreation and athletic programs offered by the District ( $p \leq 0.05$ ).
    - Rated as excellent or good the maintenance of the recreation and event centers managed by the District ( $p \leq 0.001$ ), the quality of the recreation and event centers ( $p \leq 0.01$ ), the quality of trails in the Evergreen District ( $p \leq 0.05$ ), and the variety of the recreation and athletic programs offered by the District ( $p \leq 0.05$ ).
    - Strongly or moderately agrees that there are enough recreation and event centers ( $p \leq 0.001$ ), amenities at parks ( $p \leq 0.001$ ), parks ( $p \leq 0.01$ ), and trails ( $p \leq 0.05$ ) in the Evergreen District.

- Strongly or moderately supports adding improvements or amenities to the existing recreation and event centers ( $p \leq 0.001$ ), creating new sports and ball fields ( $p \leq 0.01$ ), and creating additional trails ( $p \leq 0.01$ ) in the Evergreen District.
- Has at least one type of recreation or facility that the District does not currently offer that he/she would like to see offered ( $p \leq 0.001$ ).
- Is very or somewhat aware of at least one partnership that the District currently has with a user group or non-profit group ( $p \leq 0.001$ ).
- Strongly or moderately supports dedicating a set amount of property taxes to secure funding for the District's activities and facilities ( $p \leq 0.001$ ) and a Bond measure in the community to secure funding for the District's activities, facilities, operations, or maintenance ( $p \leq 0.01$ ).
- Moderately or strongly opposes higher fees overall for improved maintenance of District facilities ( $p \leq 0.05$ ).
- Strongly or moderately agrees that the District has the right amount of undeveloped open space regarding development of recreation facilities in the Evergreen District ( $p \leq 0.001$ ).
- Moderately or strongly disagrees that preserving park lands in the Evergreen District means that nothing should be built on the park lands, including recreational facilities ( $p \leq 0.05$ ).
- Moderately or strongly disagrees that the District should be conducting projects that typically are handled by county and municipal governments in general ( $p \leq 0.05$ ).
- Strongly or moderately agrees with the following statement: The District spends its money fairly throughout the entire District ( $p \leq 0.01$ ).
- Has visited the District's website ( $p \leq 0.001$ ).
- Education level is Bachelor's or higher degree ( $p \leq 0.001$ ).
- Household income is \$100,000 or more ( $p \leq 0.01$ ).
- Is between ages 35-64 ( $p \leq 0.05$ ).
- The nonparametric analysis found that the following responses are correlated with **rarely or never using** at least one of the recreation and event centers managed by the District personally in the past 2 years:
  - Cannot name a park managed by the District ( $p \leq 0.001$ ).
  - Is not at all familiar with any of the District parks ( $p \leq 0.001$ ) or trails ( $p \leq 0.001$ ).
  - Rarely or never participated in recreation and athletic programs offered by the District, used trails in the Evergreen District, used parks in the Evergreen District, or used sports and ball fields in the Evergreen District in the past 2 years (all at  $p \leq 0.001$  significance).
  - The children in his/her household rarely or never used a recreation and event center managed by the District, participated in recreation and athletic programs offered by the District, used trails in the Evergreen District, or used parks in the Evergreen District in the past 2 years (all at  $p \leq 0.001$  significance).
  - Rated the quality of the recreation and event centers managed by the District ( $p \leq 0.05$ ) and the quality of trails in the Evergreen District ( $p \leq 0.05$ ) as fair or poor.
  - Has had no problems with sports and ball field availability in the District ( $p \leq 0.05$ ).
  - Is not at all aware of any partnerships that the District currently has with any user groups or non-profit groups ( $p \leq 0.001$ ).

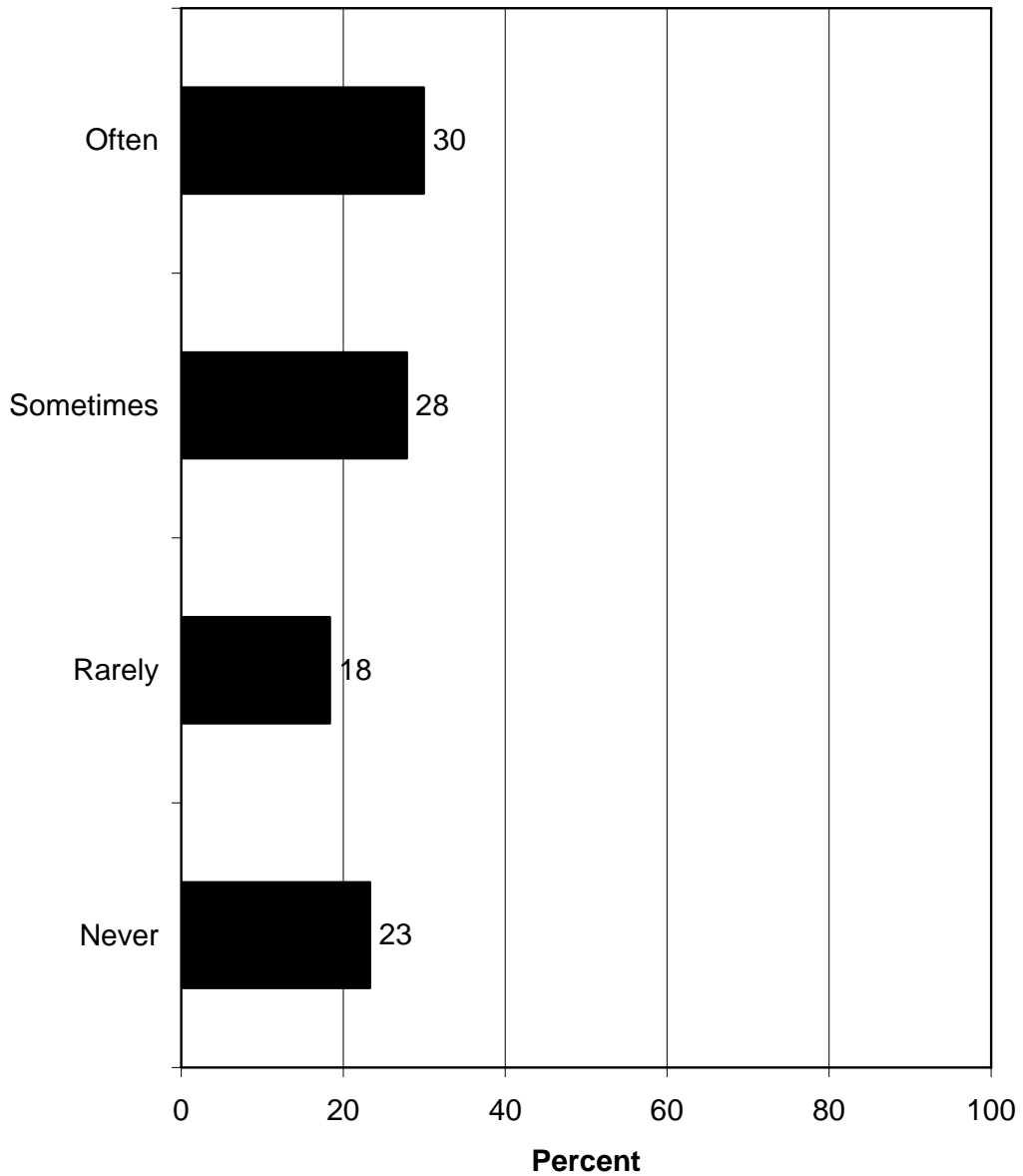
- Moderately or strongly opposes dedicating a set amount of property taxes to secure funding for the District's activities and facilities ( $p \leq 0.01$ ) or higher fees for non-residents than for residents for recreational services ( $p \leq 0.05$ ).
  - Moderately or strongly disagrees that the District has the right amount of undeveloped open space regarding development of recreation facilities in the Evergreen District ( $p \leq 0.01$ ).
  - Has not visited the District's website ( $p \leq 0.001$ ).
  - Has children 17 years old or younger living in his/her household or who regularly stay in the household in his/her care ( $p \leq 0.001$ ).
  - Education level is no higher than Associate's or Trade School degree ( $p \leq 0.01$ ).
- A majority of residents with children (74%) indicated that children in their household used at least one of the three recreation and event centers *often* or *sometimes* in the past 2 years.
- The nonparametric analysis found that the following responses are correlated with the children in his/her household **often or sometimes using** the recreation and event centers managed by the District in the past 2 years:
    - Is very or somewhat satisfied with the District's services ( $p \leq 0.001$ ).
    - Is very or somewhat satisfied with the services that the District provides to the community ( $p \leq 0.001$ ), with the interactions he/she has had with District staff over the past 2 years, including by phone or email ( $p \leq 0.001$ ), that his/her recreation needs are being met by the District ( $p \leq 0.01$ ), and with the District's Program Guide ( $p \leq 0.05$ ).
    - Is very ( $p \leq 0.001$ ) familiar with at least one of the District's sports or ball fields and very ( $p \leq 0.01$ ) familiar with at least one of the District parks.
    - Often or sometimes used the recreation and event centers managed by the District ( $p \leq 0.001$ ), participated in recreation and athletic programs offered by the District ( $p \leq 0.001$ ), used parks in the Evergreen District ( $p \leq 0.01$ ), used trails in the Evergreen District ( $p \leq 0.05$ ), and used sports or ball fields in the Evergreen District in the past 2 years ( $p \leq 0.05$ ).
    - The children in his/her household often or sometimes participated in recreation and athletic programs offered by the District, used parks in the Evergreen District, used trails in the Evergreen District, and used sports or ball fields in the Evergreen District in the past 2 years (all at  $p \leq 0.001$  or greater significance).
    - Strongly or moderately agree that there are enough recreation and event centers ( $p \leq 0.01$ ) in the Evergreen District, but moderately or strongly disagree that there are enough sports and ball fields ( $p \leq 0.05$ ) or trails ( $p \leq 0.05$ ) in the Evergreen District.
    - Strongly or moderately supports adding improvements or amenities to the existing recreation and event centers ( $p \leq 0.05$ ) and creating additional trails ( $p \leq 0.05$ ) in the Evergreen District.
    - Has visited the District's website ( $p \leq 0.001$ ).
    - Is between ages 35-64 ( $p \leq 0.001$ ).
    - Household income is \$100,000 or more ( $p \leq 0.05$ ).

- The nonparametric analysis found that the following responses are correlated with the children in his/her household **rarely or never using** a recreation and event center managed by the District in the past 2 years:
  - Cannot name a park managed by the District ( $p \leq 0.05$ ).
  - Rarely or never used a recreation and event center managed by the District ( $p \leq 0.001$ ), participated in recreation and athletic programs offered by the District ( $p \leq 0.001$ ), used parks in the Evergreen District ( $p \leq 0.05$ ), or used trails in the Evergreen District ( $p \leq 0.05$ ) in the past 2 years.
  - The children in his/her household rarely or never participated in recreation and athletic programs offered by the District, used parks in the Evergreen District, used trails in the Evergreen District, or used sports or ball fields in the Evergreen District in the past 2 years (all at  $p \leq 0.001$  or greater significance).
  - Rated the maintenance of parks in the Evergreen District as excellent or good ( $p \leq 0.05$ ).
  - Moderately or strongly opposes building new parks in the Evergreen District ( $p \leq 0.05$ ).
  - Strongly or moderately agree that preserving the park lands in the Evergreen District means that nothing should be built on the park lands, including recreational facilities ( $p \leq 0.05$ ).
  - Has not visited the District's website ( $p \leq 0.001$ ).
  - Is between ages 18-34 ( $p \leq 0.01$ ).
  
- Combining the results above, 61% of residents used, or children in their household used, at least one of the three recreation and event centers *often* or *sometimes* in the past 2 years.
  
- A large majority of users of the recreation and event centers are satisfied (94%) with the centers; only 3% are dissatisfied.
  
- Users of the recreation and event centers give positive ratings to their quality: 93% rate them excellent or good.
  
- Users of the recreation and event centers give positive ratings to their maintenance: 89% rate the maintenance of them as excellent or good.
  
- A graph shows the results regarding any improvements or additions that residents would like to see to the recreation and event centers.

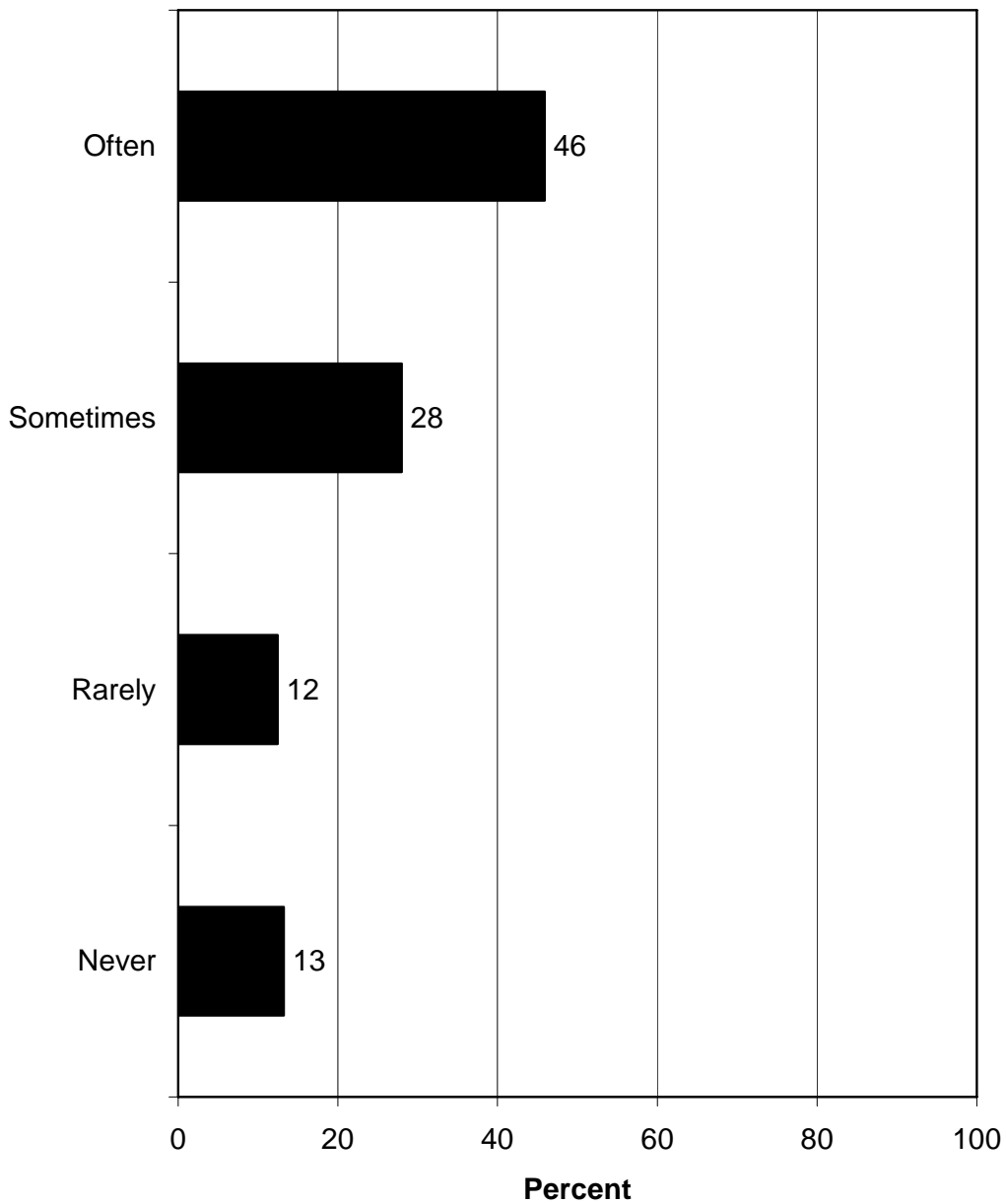
- A large majority of residents agree (75%) that there are enough recreation and event centers in the Evergreen District; meanwhile, 11% disagree.
- Support (56%) exceeds opposition (24%) for adding improvements or amenities to the existing recreation and event centers.
- Opposition (45%) exceeds support (38%) for building new recreation and event centers in the Evergreen District.
- A graph shows the distance residents are willing to travel to use a recreation and event center; the mean is 10.55 miles.




**Q19. I would like to ask you about the three recreation and event centers managed by the District, which are the Buchanan Park Recreation Center, the Wulf Recreation Center, and the Evergreen Lake House. Please tell me how frequently you personally used these recreation and event centers in the past 2 years?**



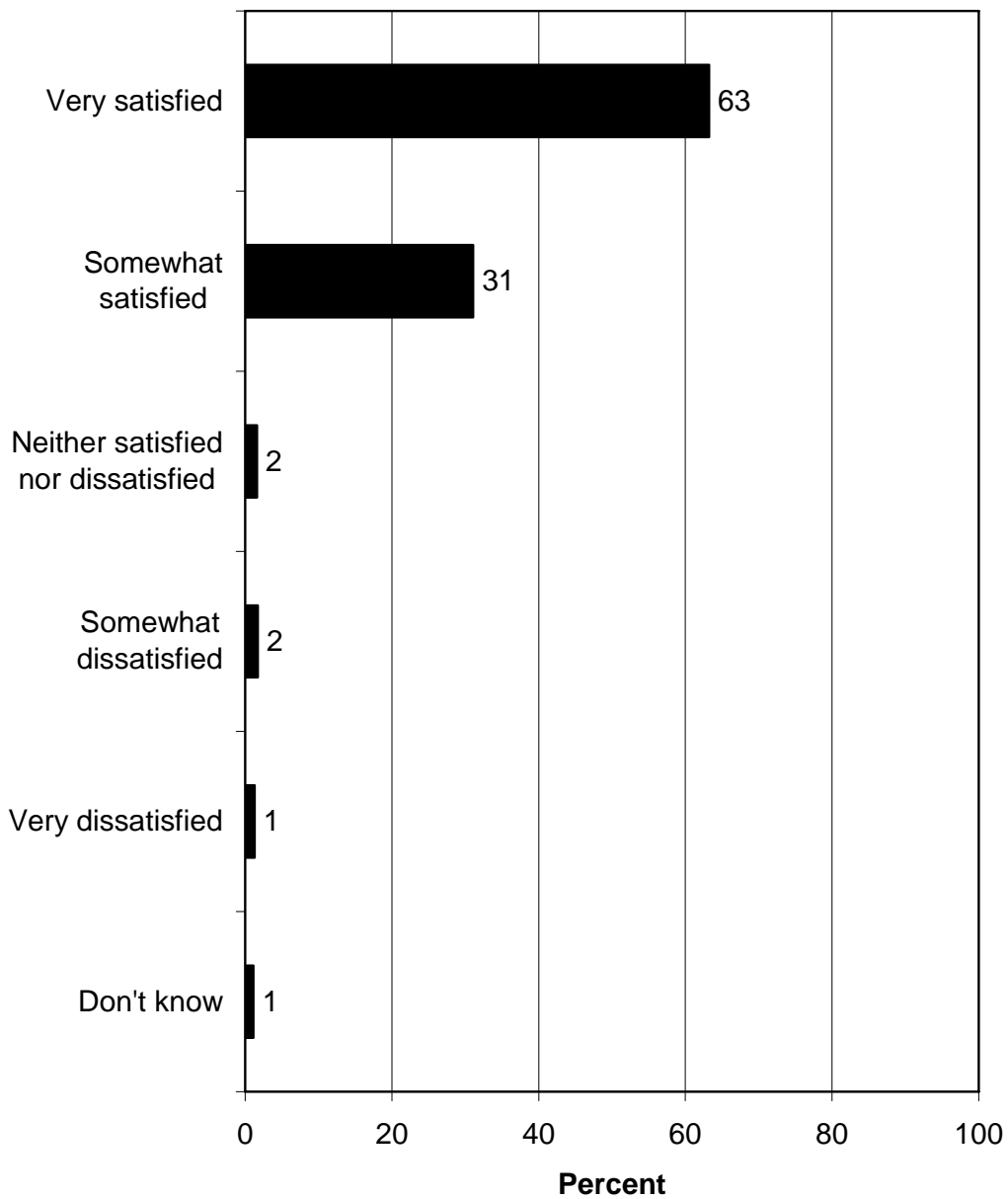
**Q20. How frequently did children in your household use these recreation and event centers in the past 2 years?  
(Asked of those who have children 17 years old or younger living in their household or have children that regularly stay in the household in their care.)**



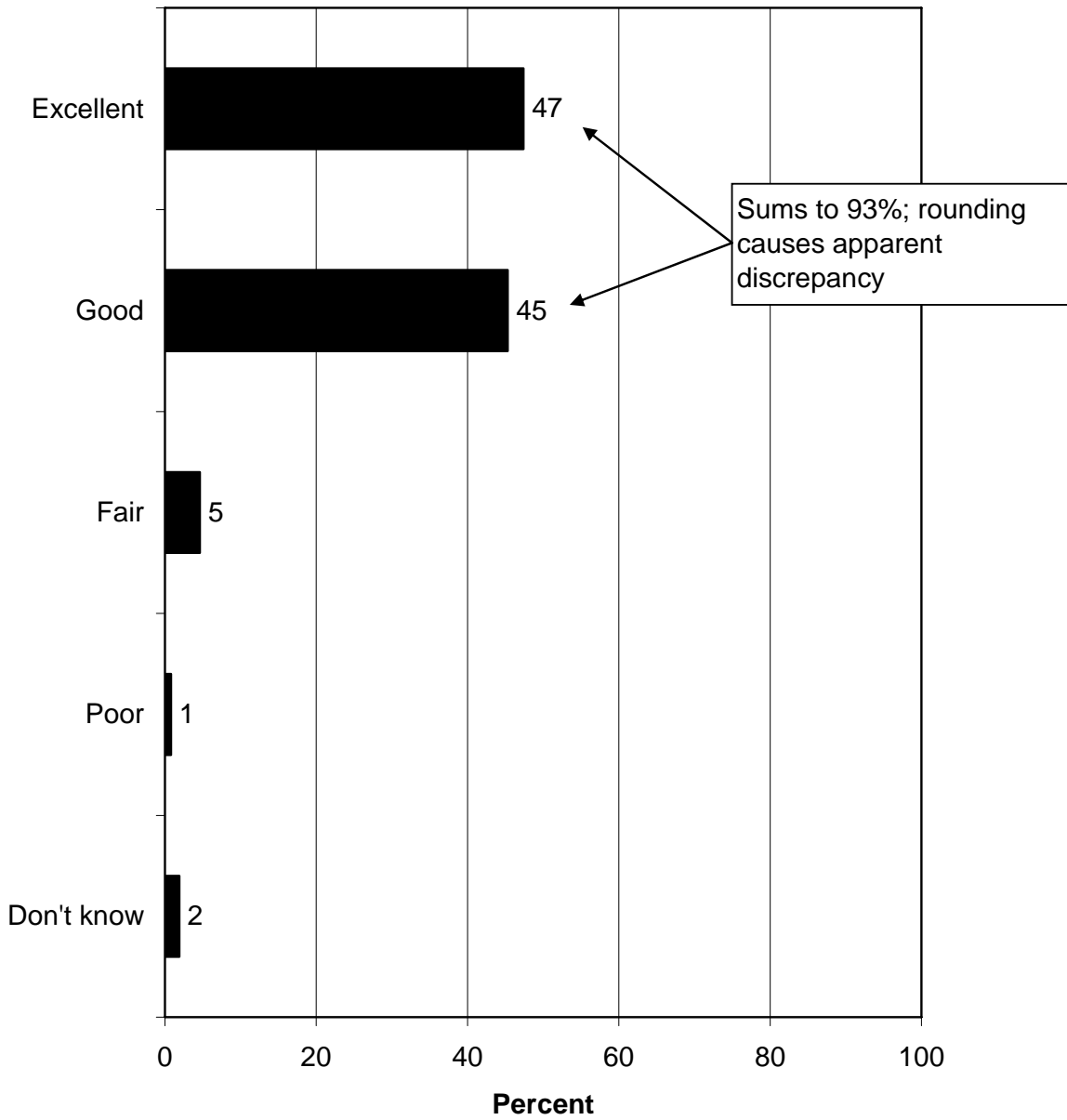
**Q19/Q20. How frequently did you or children in your household use the three recreation and event centers managed by the District in the past 2 years?**



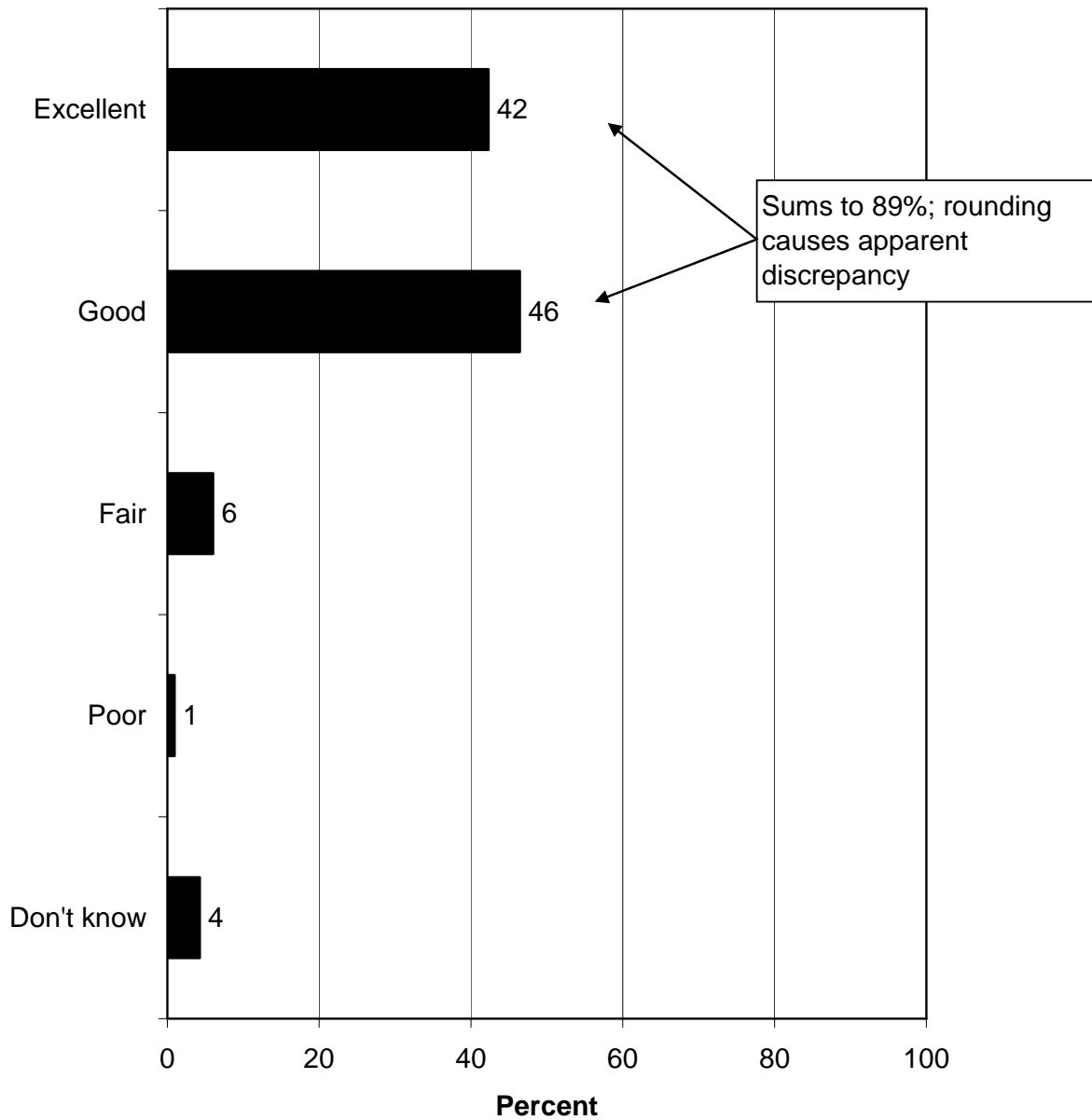
**Q21. Overall, how satisfied or dissatisfied are you with these recreation and event centers? (Asked of those who personally used a recreation and event center or whose children used a recreation and event center in the past 2 years.)**



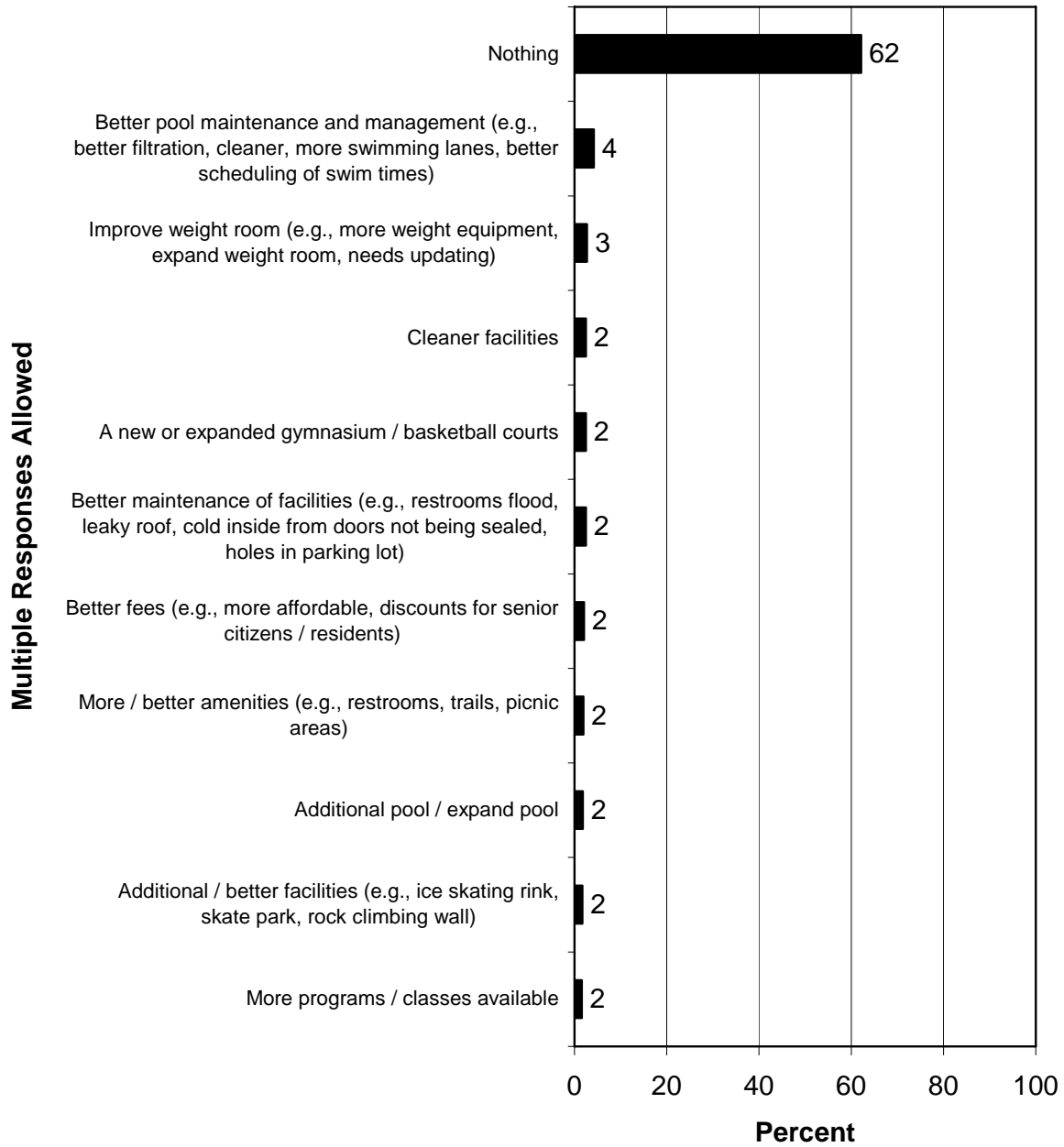
**Q22. In general, how would you rate the quality of these recreation and event centers? (Asked of those who personally used a recreation and event center or whose children used a recreation and event center in the past 2 years.)**



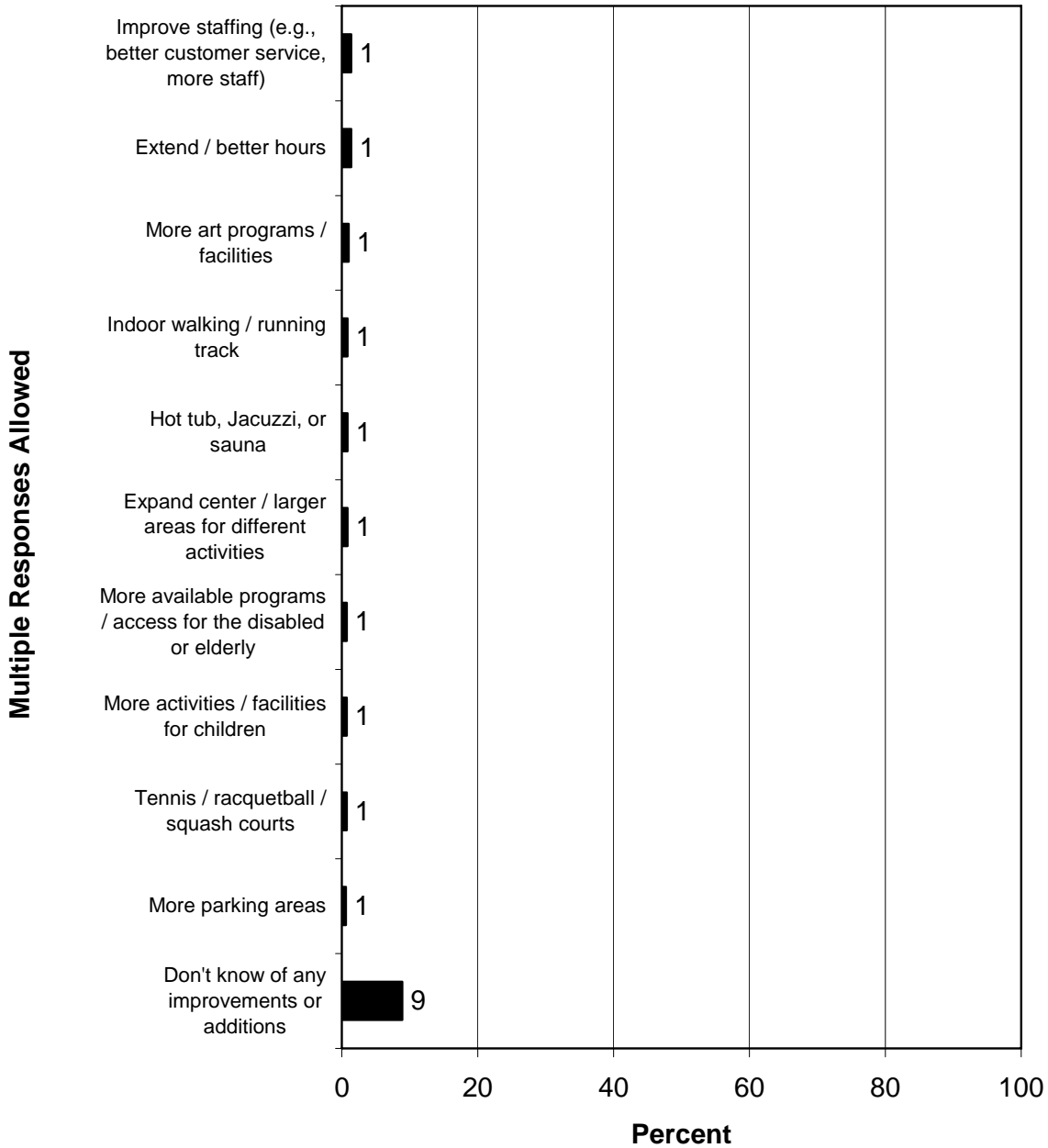
**Q23. How would you rate the maintenance of these recreation and event centers? (Asked of those who personally used a recreation and event center or whose children used a recreation and event center in the past 2 years.)**



**Q24/Q25. What improvements or additions would you like to see at the recreation and event centers?  
(Part 1)**

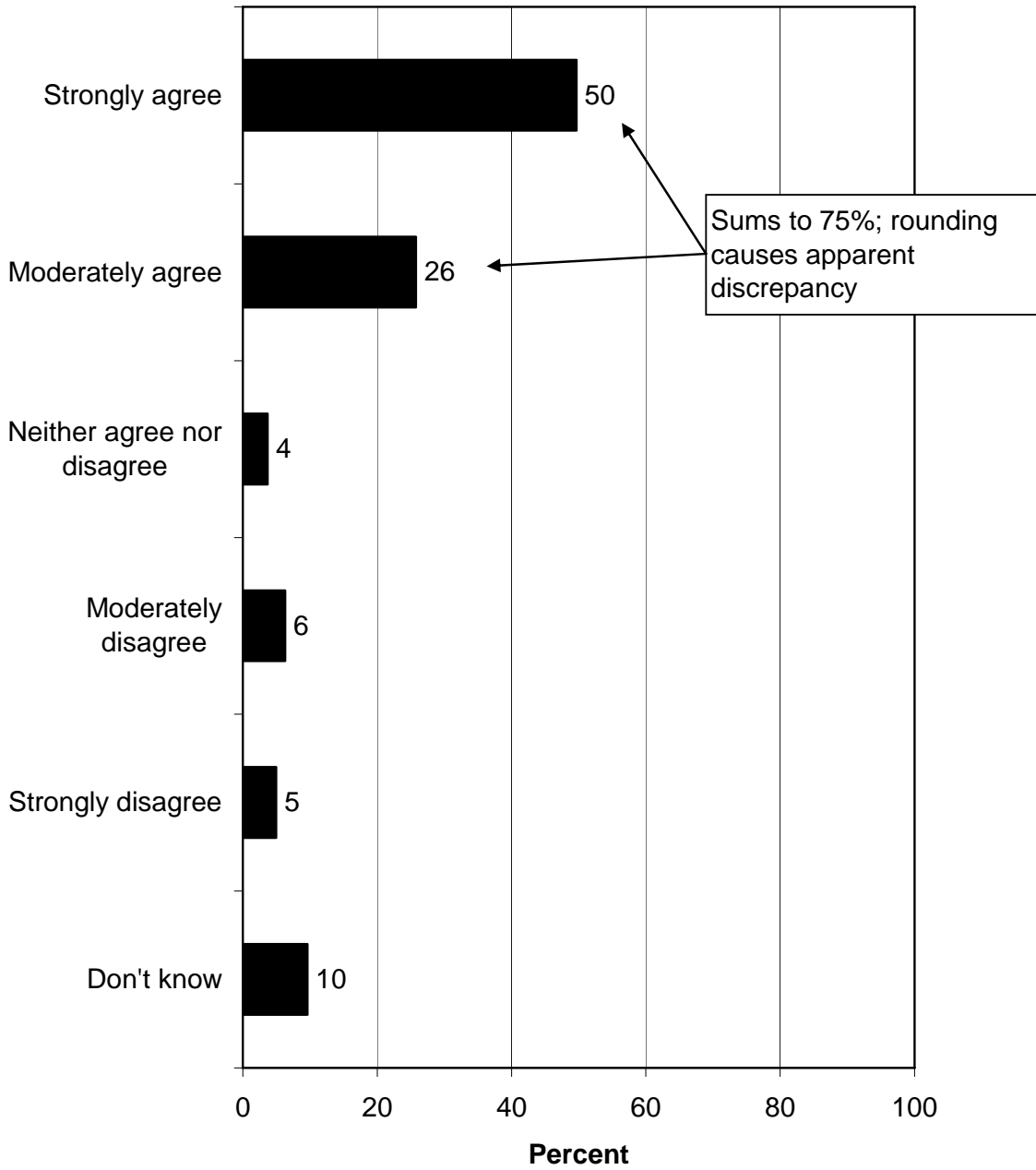


### Q24/Q25. What improvements or additions would you like to see at the recreation and event centers? (Part 2)

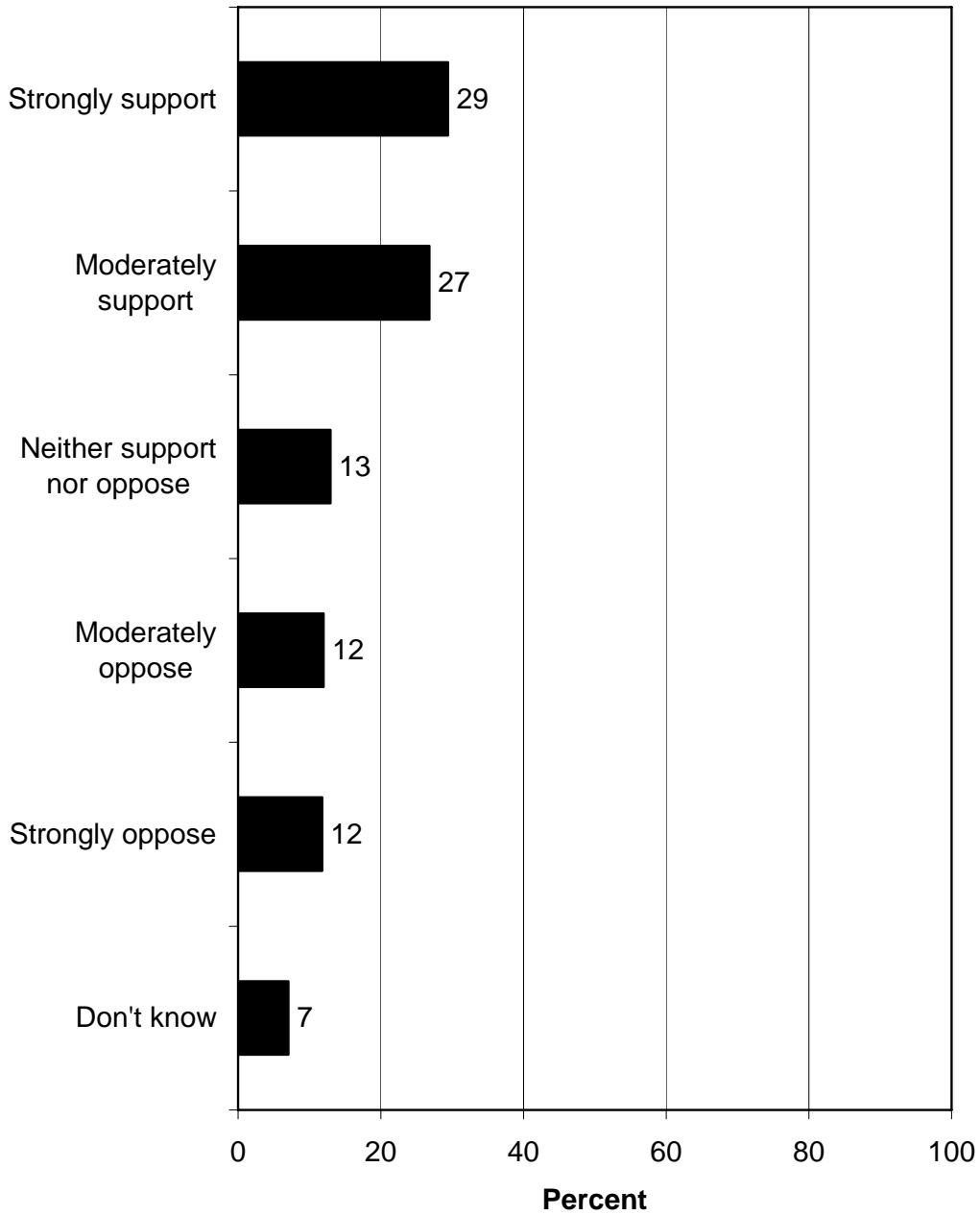




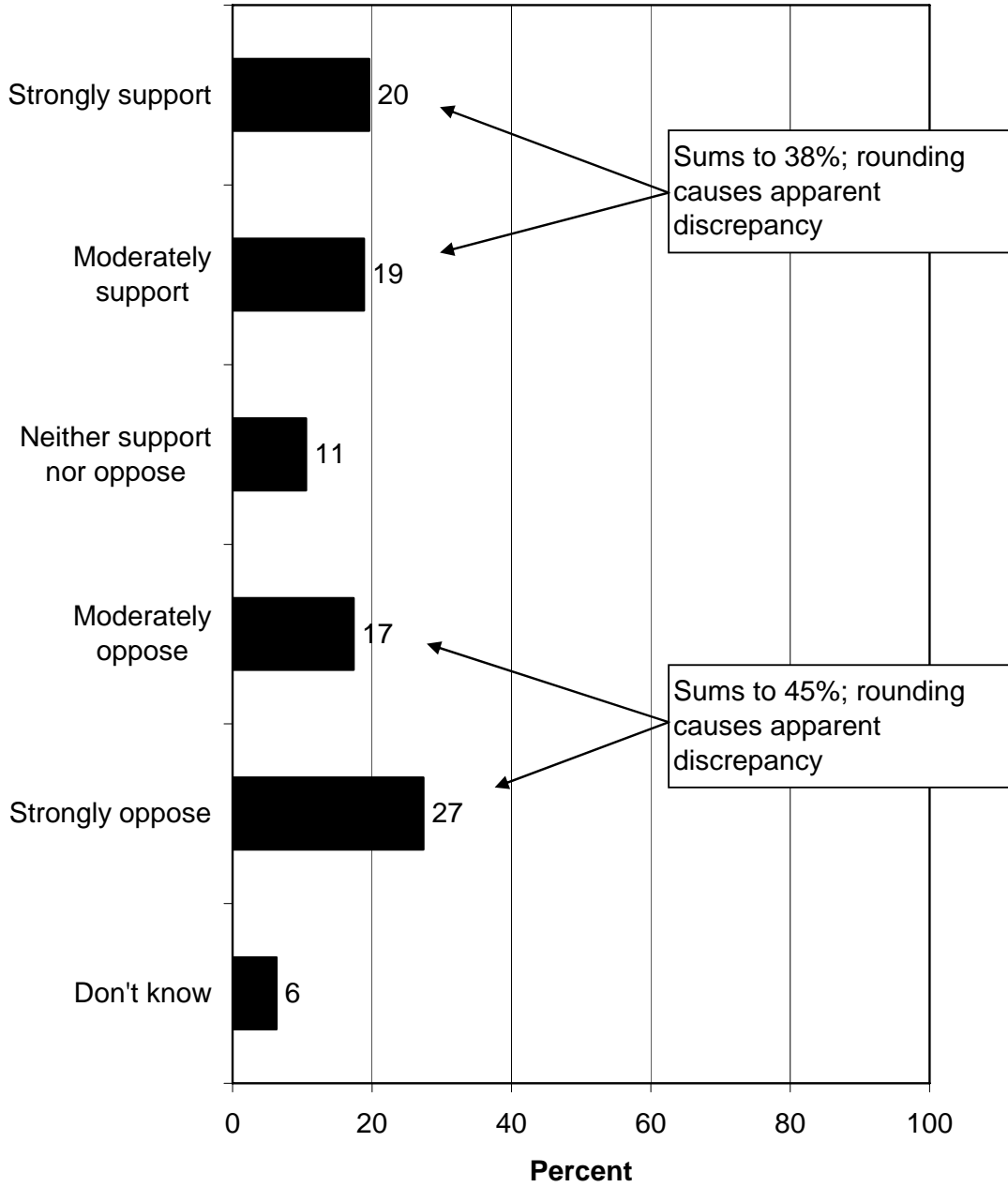
**Q26. Do you agree or disagree that there are enough recreation and event centers in the Evergreen District?**



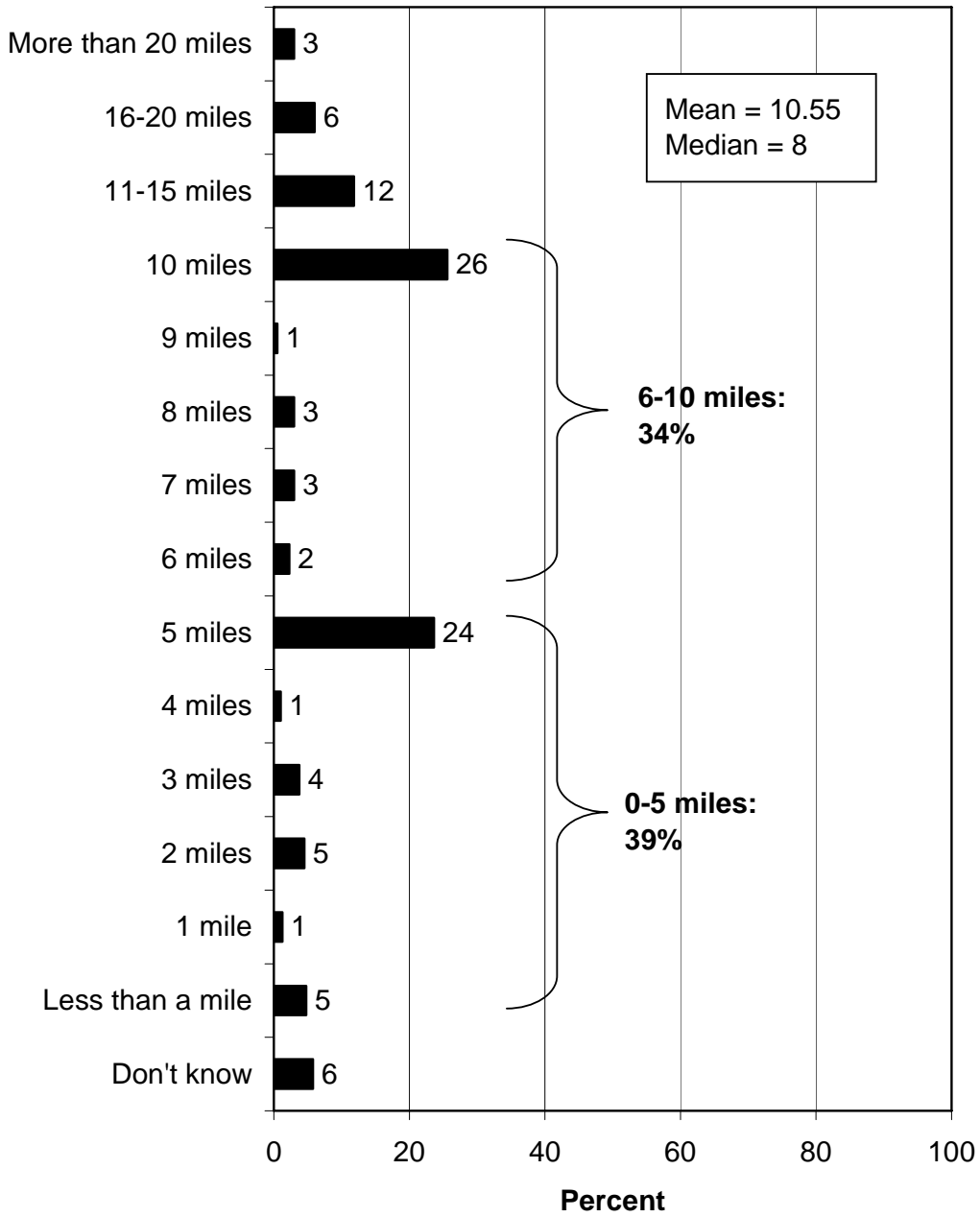
**Q28. In general, would you support or oppose adding improvements or amenities to the existing recreation and event centers in the Evergreen District?**



**Q29. In general, would you support or oppose building new recreation and event centers in the Evergreen District?**



**Q30. How far, in miles, are you willing to travel, one-way, to use a recreation and event center in the Evergreen District?**



## SUMMARY OF RESULTS PERTAINING TO PARKS IN THE EVERGREEN DISTRICT

- The results in this section have already been reported as part of other sections. This section shows the results of all the questions about *parks* and includes graphs of individual questions, even if the graphs were already presented elsewhere.
  
- A question asked residents if they could name any District-managed parks: 56% indicated that they could name a park. The most commonly named parks are Buchanan Park (19% named that park), Alderfer/Three Sisters Park (15%), and Elk Meadow Park (14%). The full listing of parks named are shown in the graph.
  
- Residents were asked about their familiarity with District-managed parks. A large majority are *very* or *somewhat* familiar with at least one of the District-managed parks (73%), including 32% who are *very* familiar with at least one of the parks.
  
- A majority of residents (59%) used a park in the Evergreen District *often* or *sometimes* in the past 2 years.
  - The nonparametric analysis found that the following responses are correlated with **often or sometimes using** parks in the Evergreen District personally in the past 2 years:
    - Is very or somewhat satisfied with the District's services ( $p \leq 0.001$ ).
    - Is very or somewhat satisfied with the services that the District provides to the community ( $p \leq 0.001$ ), that his/her recreation needs are being met by the District ( $p \leq 0.001$ ), with the interactions he/she has had with District staff over the past 2 years, including by phone or email ( $p \leq 0.001$ ), with the overall communications to the community from the District ( $p \leq 0.01$ ), and with the District's Program Guide ( $p \leq 0.05$ ).
    - Is very ( $p \leq 0.001$ ) or somewhat ( $p \leq 0.01$ ) familiar with at least one of the District parks, very ( $p \leq 0.001$ ) familiar with at least one of the District trails, and very ( $p \leq 0.001$ ) familiar with at least one of the District's sports and ball fields.
    - Often or sometimes used trails in the Evergreen District, used the recreation and event centers managed by the District, used sports and ball fields in the Evergreen District, and participated in recreation and athletic programs offered by the District in the past 2 years (all at  $p \leq 0.001$  significance).
    - The children in his/her household often or sometimes used parks in the Evergreen District ( $p \leq 0.001$ ), used trails in the Evergreen District ( $p \leq 0.001$ ), used recreation and event centers ( $p \leq 0.01$ ), used sports and ball fields in the Evergreen District ( $p \leq 0.05$ ), and participated in recreation and athletic programs offered by the District ( $p \leq 0.05$ ) in the past 2 years.

- Is very or somewhat satisfied with parks in the Evergreen District ( $p \leq 0.001$ ).
- Rated as excellent or good the quality of parks in the Evergreen District ( $p \leq 0.001$ ), the maintenance of parks in the Evergreen District ( $p \leq 0.001$ ), the quality of the amenities at parks in the Evergreen District ( $p \leq 0.01$ ), and the quality of the recreation and event centers ( $p \leq 0.05$ ).
- Strongly or moderately agrees that there are enough parks ( $p \leq 0.001$ ), trails ( $p \leq 0.01$ ), recreation and event centers ( $p \leq 0.01$ ), and sports and ball fields ( $p \leq 0.05$ ) in the Evergreen District.
- Strongly or moderately supports building new parks, creating additional trails, and adding improvements or amenities to the existing recreation and event centers in the Evergreen District (all at  $p \leq 0.001$  significance).
- Has at least one type of recreation or facility that the District does not currently offer that he/she would like to see offered ( $p \leq 0.01$ ).
- Is willing to travel, one-way, the median of 10 miles or more to use a park in the Evergreen District ( $p \leq 0.01$ ).
- Is very or somewhat aware of at least one partnership that the District currently has with a user group or non-profit group ( $p \leq 0.01$ ).
- Strongly or moderately supports having the District subsidize users of District services and facilities ( $p \leq 0.05$ ).
- Strongly or moderately supports dedicating a set amount of property taxes to secure funding for the District's activities and facilities ( $p \leq 0.01$ ) and a Bond measure in the community to secure funding for the District's activities, facilities, operations, or maintenance ( $p \leq 0.05$ ).
- Moderately or strongly opposes higher fees overall for improved maintenance of District facilities ( $p \leq 0.05$ ).
- Strongly or moderately agrees that the District has the right amount of undeveloped open space regarding development of recreation facilities in the Evergreen District ( $p \leq 0.01$ ).
- Strongly or moderately agrees with the following statement: One region of the Evergreen District is given preferential treatment over other regions ( $p \leq 0.05$ ).
- Moderately or strongly disagrees with the following statement: The District spends its money fairly throughout the entire District ( $p \leq 0.05$ ).
- Has visited the District's website ( $p \leq 0.001$ ).
- Education level is Bachelor's or higher degree ( $p \leq 0.001$ ).
- Is between ages 35-64 ( $p \leq 0.001$ ).
- The nonparametric analysis found that the following responses are correlated with **rarely or never using** parks in the Evergreen District personally in the past 2 years:
  - Cannot name a park managed by the District ( $p \leq 0.001$ ).
  - Is not at all familiar with any of the District parks ( $p \leq 0.001$ ) or trails ( $p \leq 0.001$ ).
  - Rarely or never used trails in the Evergreen District, used a recreation and event center managed by the District, participated in recreation and athletic programs offered by the District, or used sports or ball fields in the Evergreen District in the past 2 years (all at  $p \leq 0.001$  significance).
  - The children in his/her household rarely or never used parks in the Evergreen District ( $p \leq 0.001$ ), used trails in the Evergreen District ( $p \leq 0.001$ ), used sports or ball fields

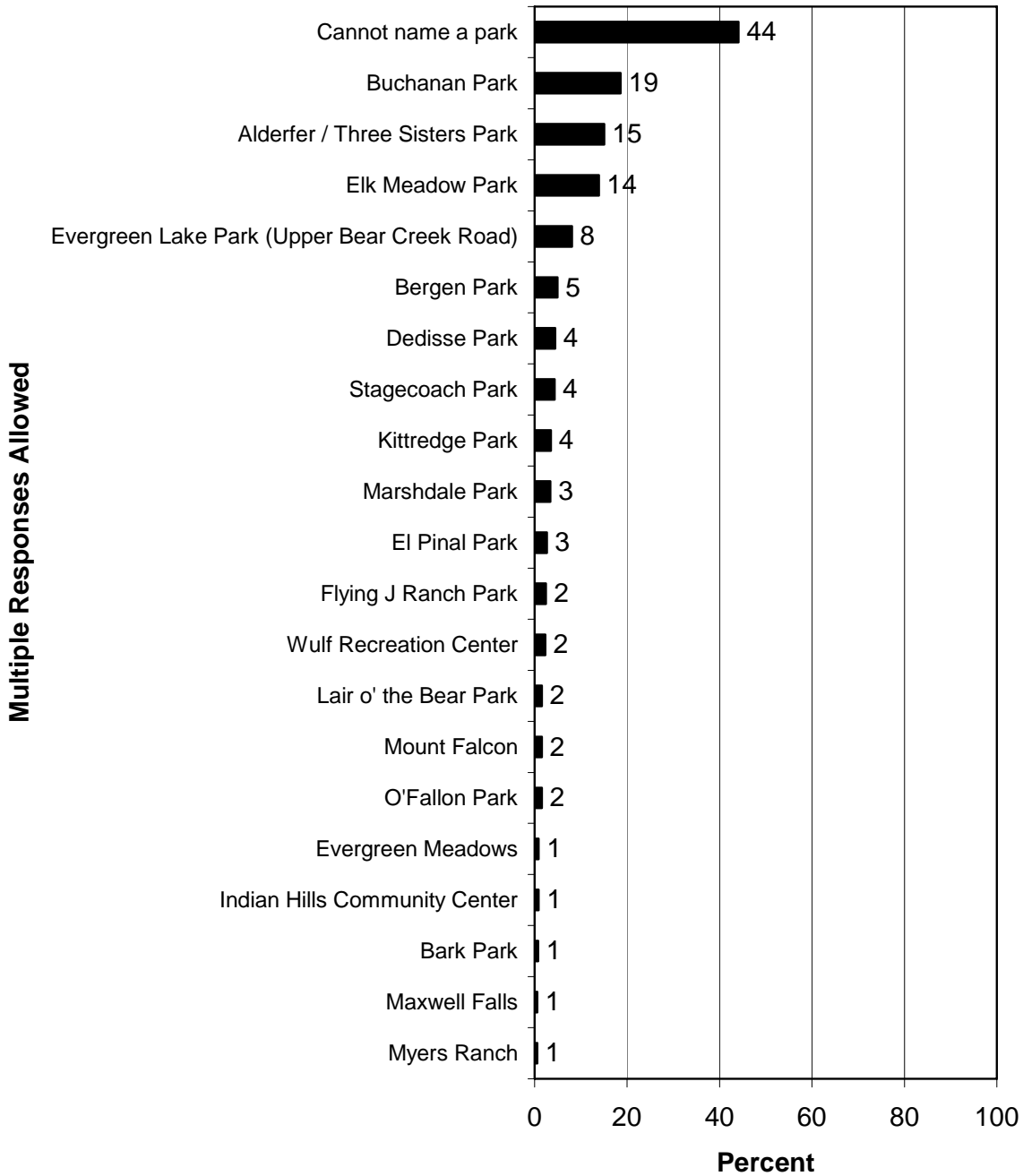
- in the Evergreen District ( $p \leq 0.05$ ), or used a recreation and event center managed by the District ( $p \leq 0.05$ ) in the past 2 years.
  - Has had no problems with sports or ball field availability in the District ( $p \leq 0.01$ ).
  - Moderately or strongly opposes building new parks in the Evergreen District ( $p \leq 0.01$ ).
  - Is willing to travel, one-way, less than the median of 10 miles to use a park in the Evergreen District ( $p \leq 0.01$ ) and less than the median of 10 miles to get to a trail in the Evergreen District ( $p \leq 0.05$ ).
  - Is not at all aware of any partnerships that the District currently has with any user groups or non-profit groups ( $p \leq 0.05$ ).
  - Moderately or strongly opposes dedicating a set amount of property taxes to secure funding for the District's activities and facilities ( $p \leq 0.05$ ) or a Bond measure in the community to secure funding for the District's activities, facilities, operations, or maintenance ( $p \leq 0.05$ ).
  - Has not visited the District's website ( $p \leq 0.001$ ).
  - Has children 17 years old or younger living in his/her household or who regularly stay in the household in his/her care ( $p \leq 0.001$ ).
  - Is age 65 or above ( $p \leq 0.001$ ).
  - Education level is no higher than Associate's or Trade School degree ( $p \leq 0.001$ ).
- A majority of residents with children (74%) indicated that children in their household used a park in the Evergreen District *often* or *sometimes* in the past 2 years.
- The nonparametric analysis found that the following responses are correlated with the children in his/her household **often or sometimes using** parks in the Evergreen District in the past 2 years:
    - Is very or somewhat satisfied with the District's services ( $p \leq 0.01$ ).
    - Is very or somewhat satisfied with the services that the District provides to the community ( $p \leq 0.01$ ) and with the interactions he/she has had with District staff over the past 2 years, including by phone or email ( $p \leq 0.05$ ), but are somewhat or very dissatisfied with the overall communications to the community from the District ( $p \leq 0.05$ ).
    - Is very ( $p \leq 0.001$ ) familiar with at least one of the District parks, very ( $p \leq 0.05$ ) familiar with at least one of the District's sports or ball fields, and very ( $p \leq 0.05$ ) familiar with at least one of the District trails.
    - Often or sometimes used parks in the Evergreen District ( $p \leq 0.001$ ), used the recreation and event centers managed by the District ( $p \leq 0.001$ ), used trails in the Evergreen District ( $p \leq 0.001$ ), and used sports or ball fields in the Evergreen District ( $p \leq 0.01$ ) in the past 2 years.
    - The children in his/her household often or sometimes used the recreation and event centers managed by the District, participated in recreation and athletic programs offered by the District, used trails in the Evergreen District, and used sports or ball fields in the Evergreen District in the past 2 years (all at  $p \leq 0.001$  or greater significance).
    - Rated the quality of the recreation and event centers managed by the District as excellent or good ( $p \leq 0.05$ ).

- Strongly or moderately agree that there are enough recreation and event centers in the Evergreen District ( $p \leq 0.05$ ).
- Strongly or moderately supports building new parks ( $p \leq 0.001$ ) and adding improvements or amenities to the existing recreation and event centers ( $p \leq 0.05$ ) in the Evergreen District.
- Is willing to travel, one-way, more than the median of 8 miles to use a recreation and event center in the Evergreen District ( $p \leq 0.05$ ).
- Is female ( $p \leq 0.05$ ).
- The nonparametric analysis found that the following responses are correlated with the children in his/her household **rarely or never using** parks in the Evergreen District in the past 2 years:
  - Cannot name a park managed by the District ( $p \leq 0.001$ ).
  - Is not at all familiar with any of the District parks ( $p \leq 0.001$ ).
  - Rarely or never used parks in the Evergreen District ( $p \leq 0.001$ ), used a recreation and event center managed by the District ( $p \leq 0.001$ ), used trails in the Evergreen District ( $p \leq 0.001$ ), or used sports or ball fields in the Evergreen District ( $p \leq 0.01$ ) in the past 2 years.
  - The children in his/her household rarely or never used a recreation and event center managed by the District, participated in recreation and athletic programs offered by the District, used trails in the Evergreen District, or used sports or ball fields in the Evergreen District in the past 2 years (all at  $p \leq 0.001$  or greater significance).
  - Rated the quality of trails in the Evergreen District ( $p \leq 0.05$ ) and the quality of the recreation and event centers managed by the District ( $p \leq 0.05$ ) as fair or poor.
  - Moderately or strongly opposes building new parks ( $p \leq 0.001$ ) or creating new sports and ball fields ( $p \leq 0.05$ ) in the Evergreen District.
  - Is willing to travel, one-way, the median of 8 miles or less to use a recreation and event center in the Evergreen District ( $p \leq 0.05$ ).
  - Moderately or strongly opposes having the District partner with user groups or non-profit groups to help provide recreational opportunities ( $p \leq 0.01$ ).
  - Moderately or strongly disagree that the District should be making shared-use arrangements ( $p \leq 0.05$ ).
  - Is male ( $p \leq 0.05$ ).
- Combining the results above, 62% of residents used, or children in their household used, a park in the Evergreen District *often* or *sometimes* in the past 2 years.
- A large majority of users of District parks are satisfied (94%) with the parks; only 1% are dissatisfied.
- Users of parks in the Evergreen District give positive ratings to their quality: 92% rate them excellent or good.




- Users of District parks give positive ratings to their maintenance: 88% rate the maintenance of them as excellent or good.
- Users of District parks are similarly positive in their ratings of the quality of the amenities at parks: 76% rate the amenities as excellent or good.
- A graph shows the results regarding any improvements or additions that residents would like to see to the parks.
- A large majority of residents (66%) agree that there are enough amenities at parks in the Evergreen District; only 13% disagree.
- A large majority of residents agree (69%) that there are enough parks in the Evergreen District; meanwhile, 17% disagree.
- Support (57%) exceeds opposition (27%) for building new parks in the Evergreen District.
- A graph shows the distance residents are willing to travel to use a park in the Evergreen District; the mean is 10.42 miles.

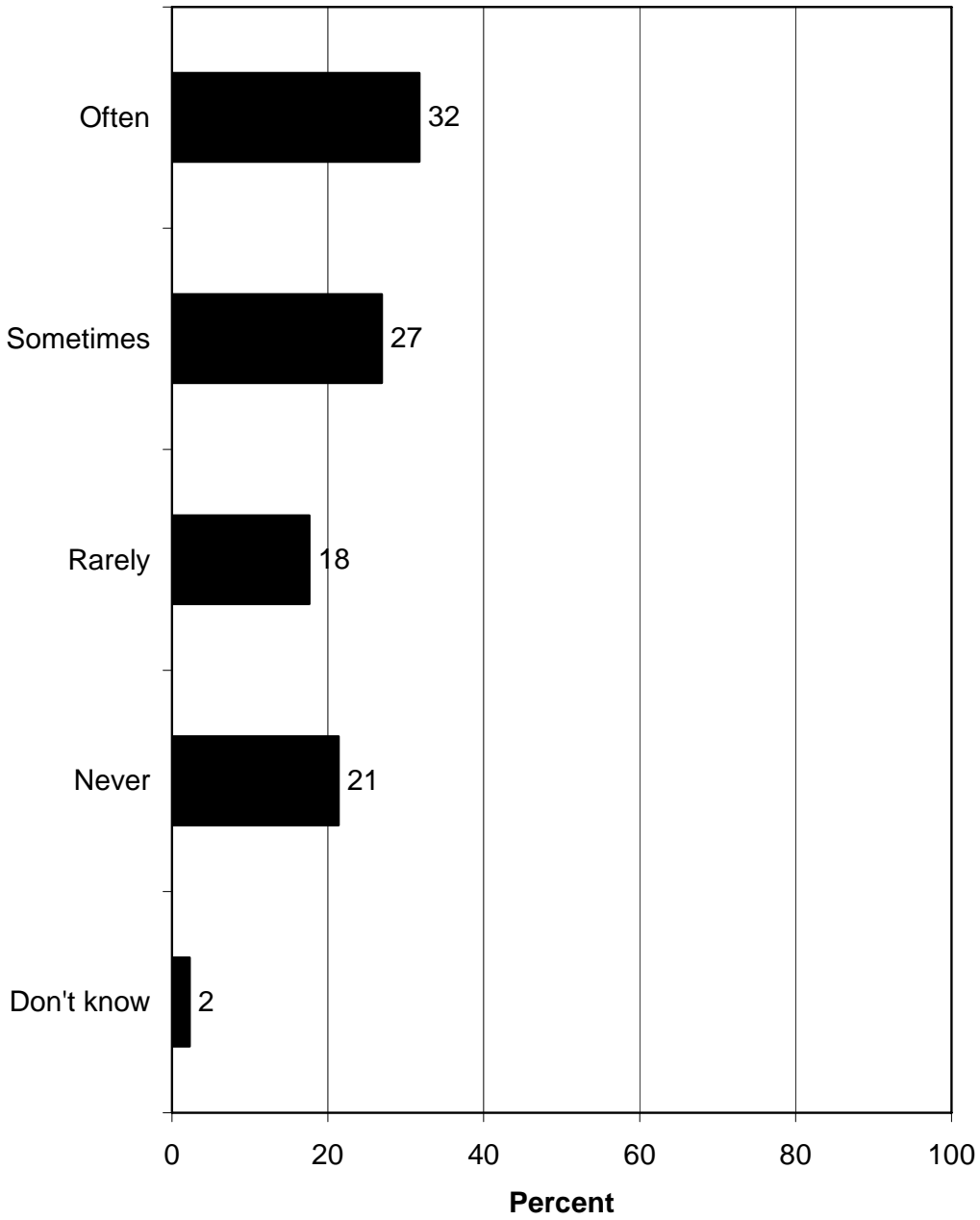
**Q34/Q35. Can you name any parks managed by the District? What are the names of the parks managed by the District that you can name?**



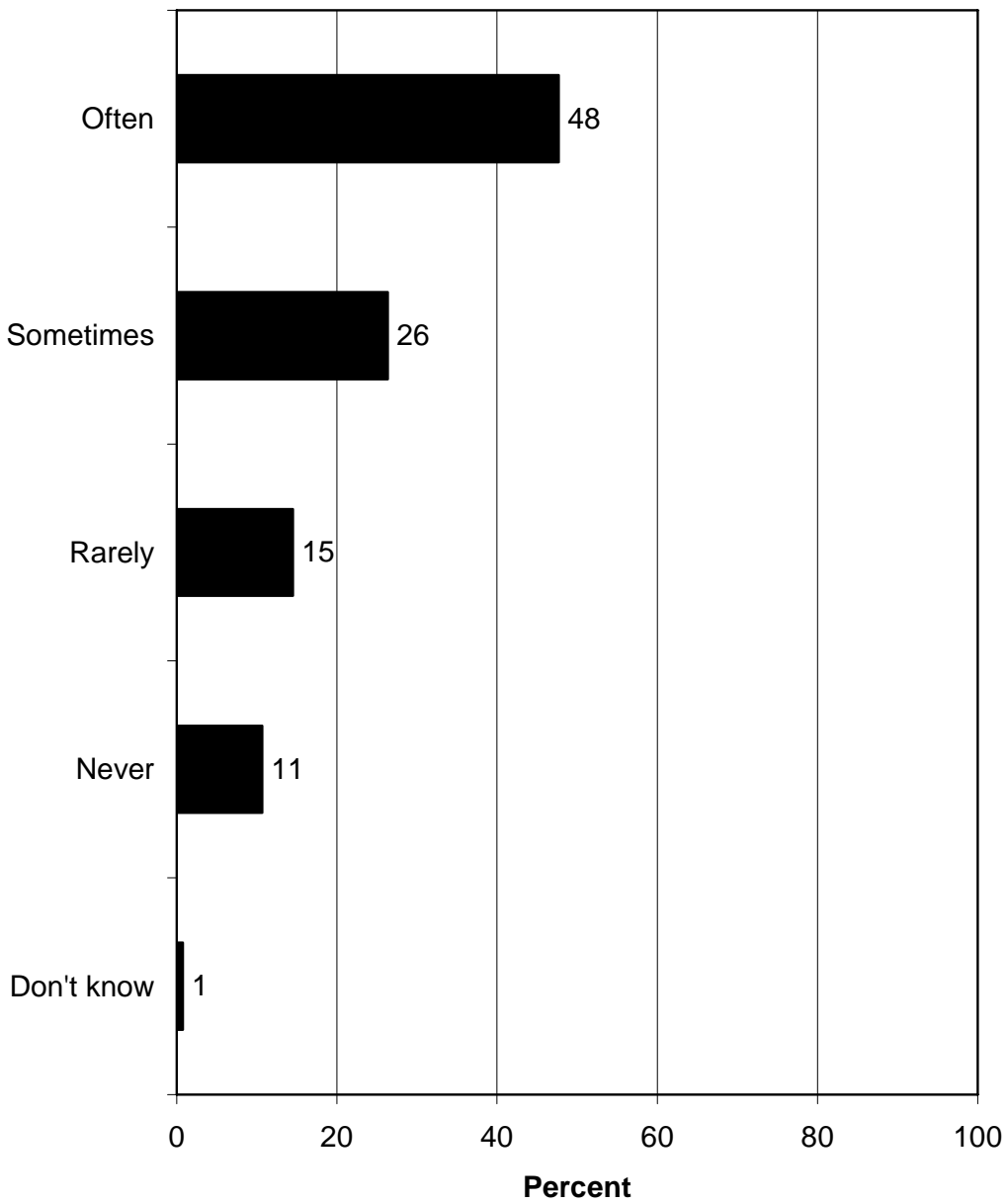
**Q36. Which statement best describes your familiarity with District-managed parks?**



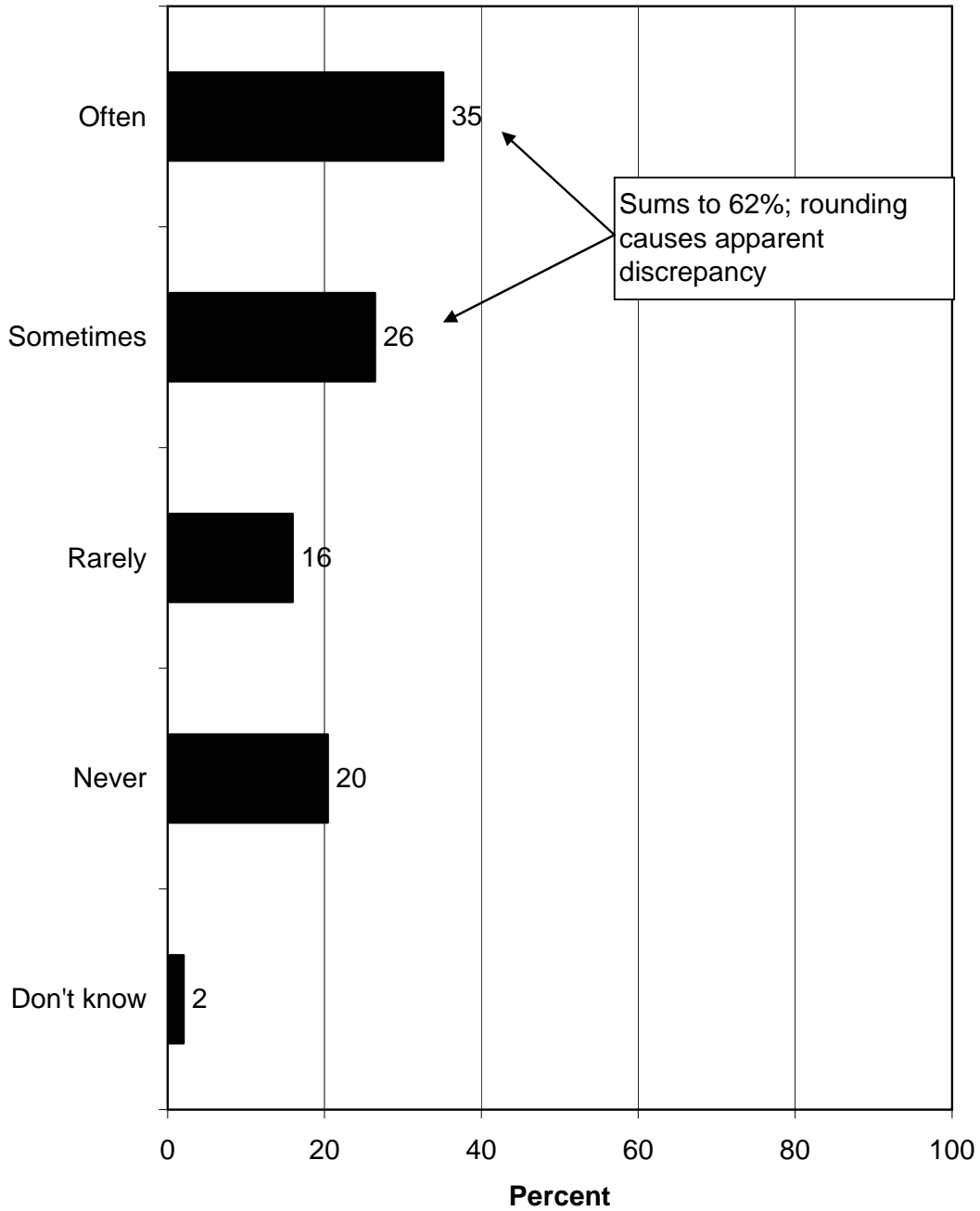
**Q37. How frequently have you personally used any parks in the Evergreen District in the past 2 years?**



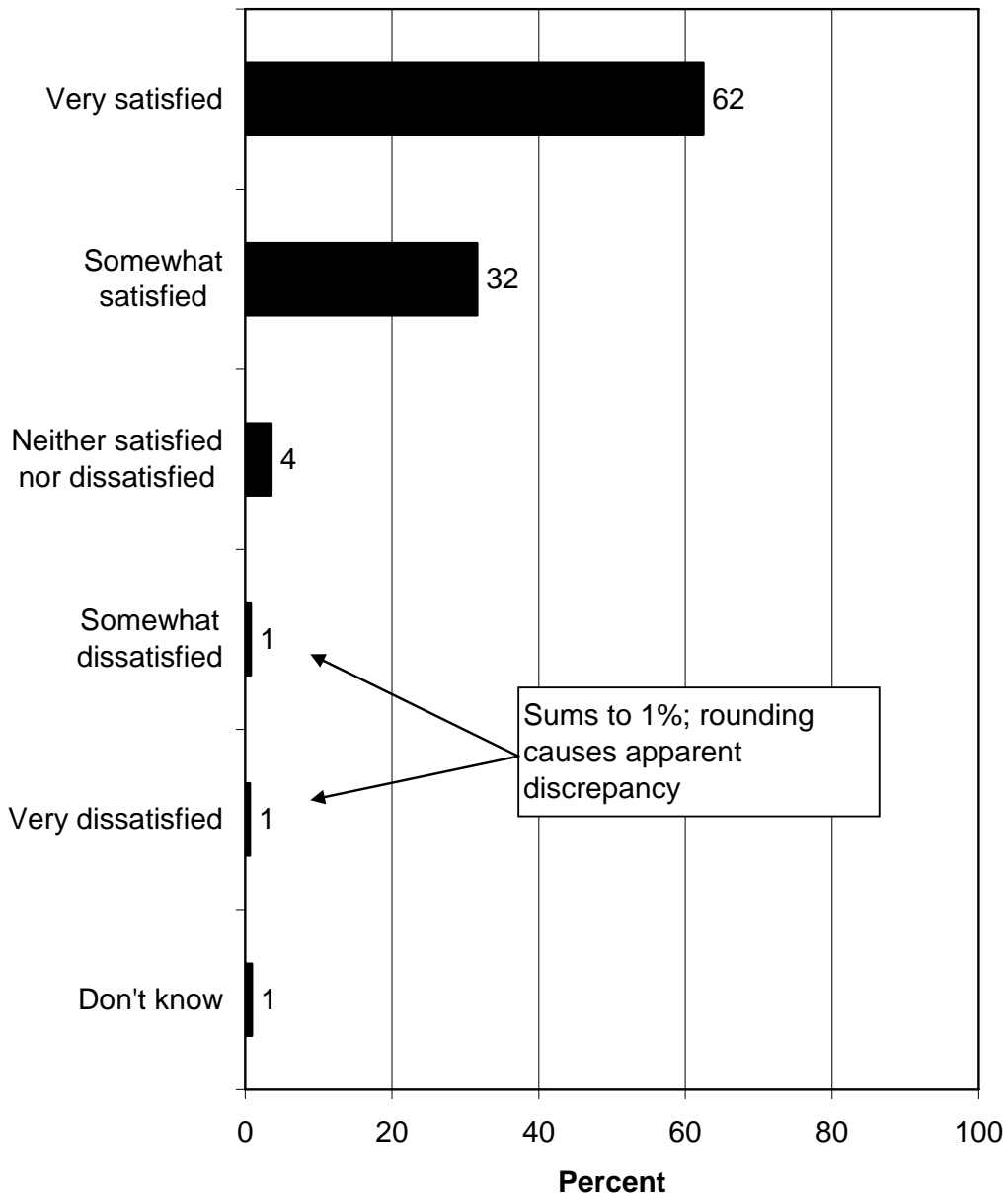
**Q38. How frequently did children in your household use any parks in the Evergreen District in the past 2 years? (Asked of those who have children 17 years old or younger living in their household or have children that regularly stay in the household in their care.)**



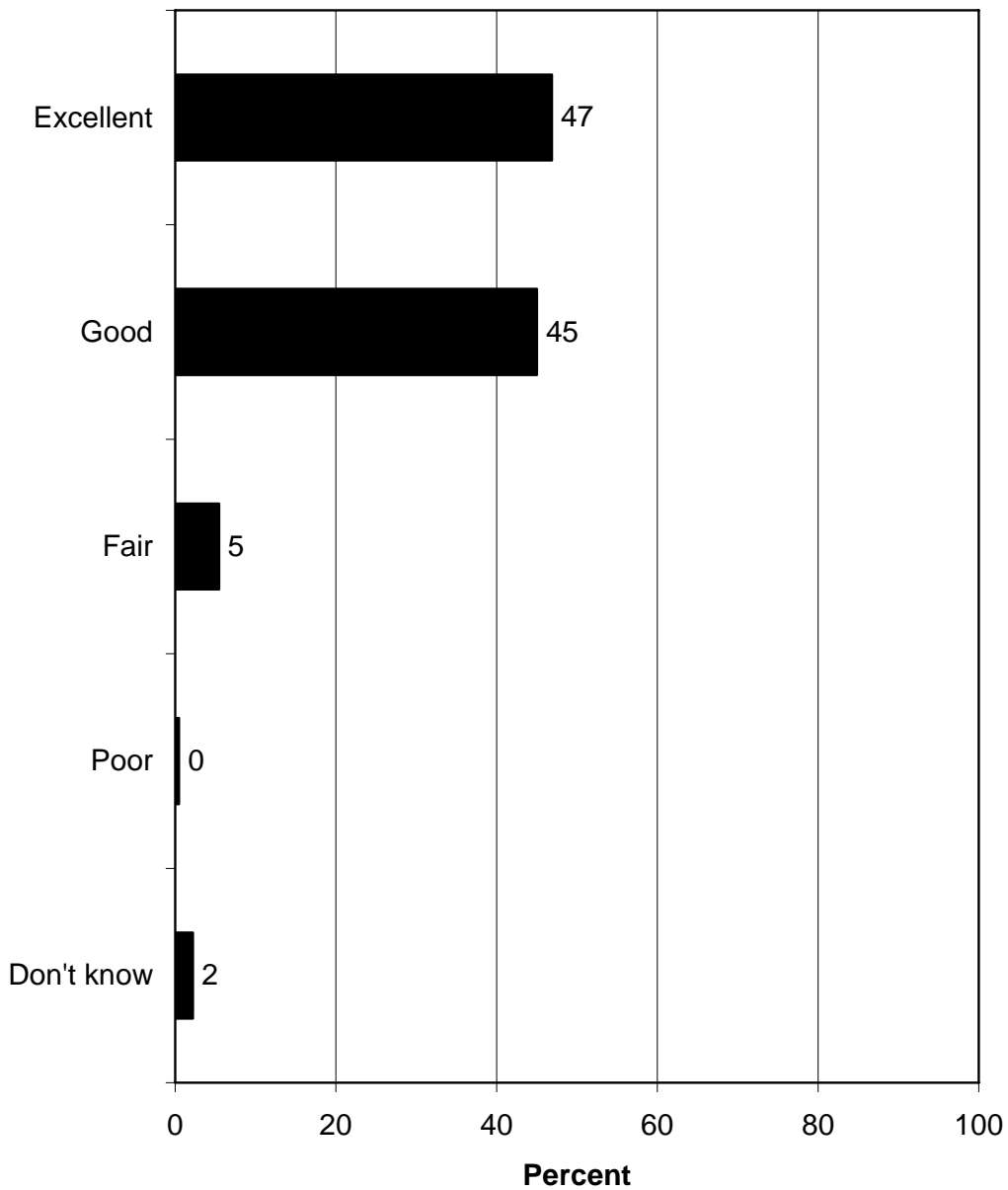
**Q37/Q38. How frequently did you or children in your household use any parks in the Evergreen District in the past 2 years?**



**Q39. Overall, how satisfied or dissatisfied are you with parks in the Evergreen District? (Asked of those who personally used any parks or whose children used any parks in the Evergreen District in the past 2 years.)**

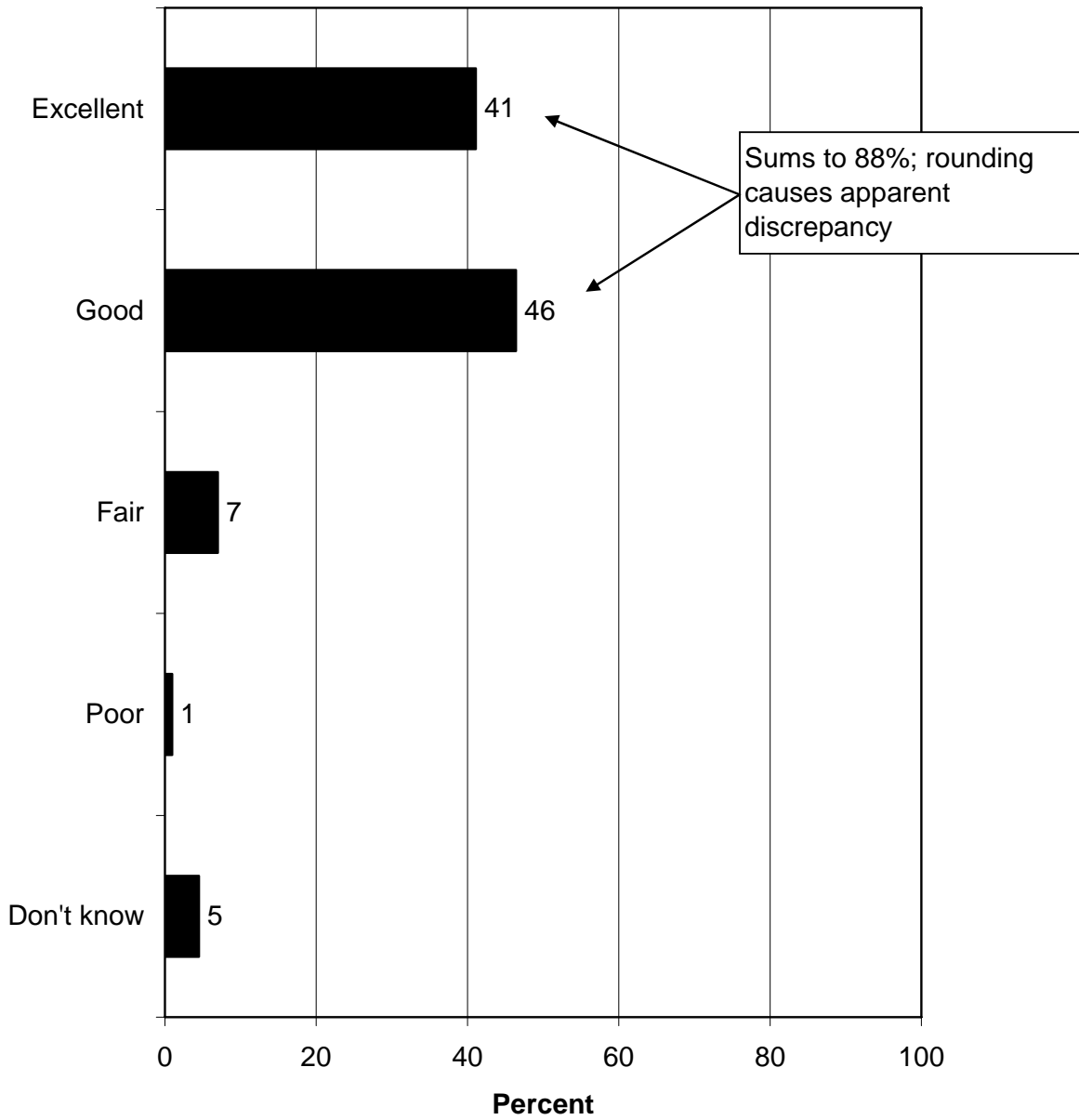


**Q40. In general, how would you rate the quality of parks in the Evergreen District? (Asked of those who personally used any parks or whose children used any parks in the Evergreen District in the past 2 years.)**

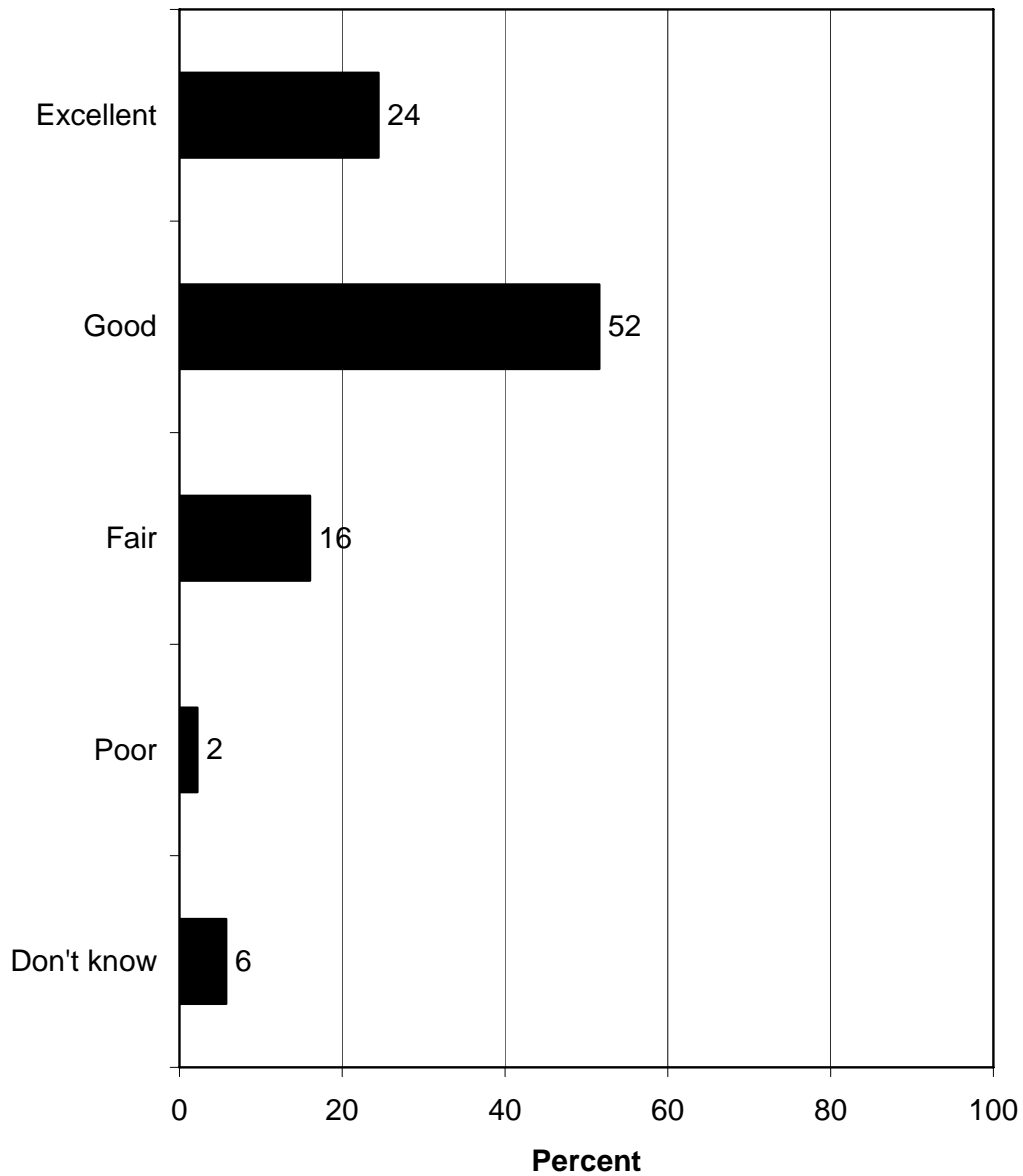





**Q41. How would you rate the maintenance of parks in the Evergreen District? (Asked of those who personally used any parks or whose children used any parks in the Evergreen District in the past 2 years.)**



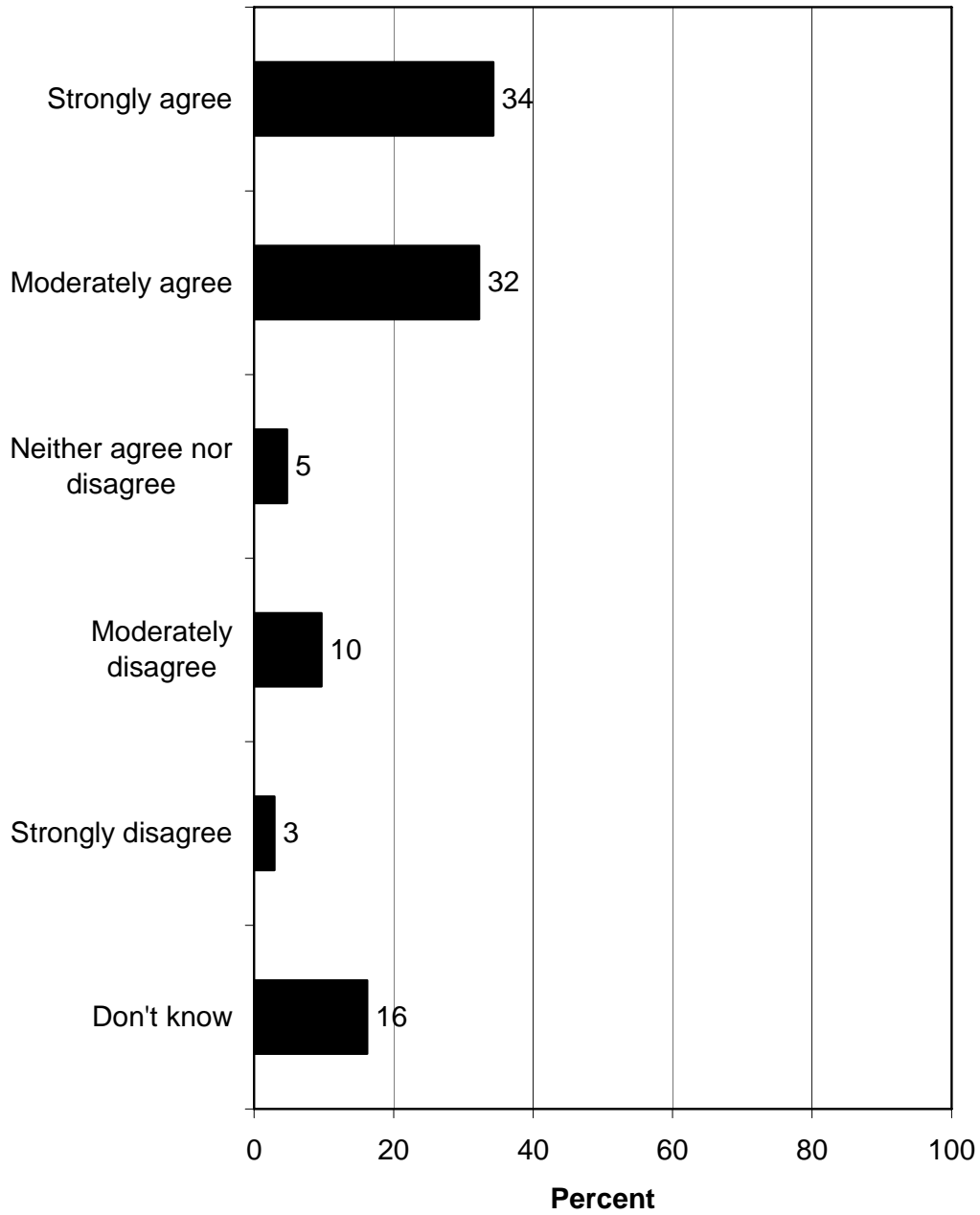
**Q42. How would you rate the quality of the amenities at parks in the Evergreen District, such as restrooms, shelters, playgrounds, trails, and specialty equipment? (Asked of those who personally used any parks or whose children used any parks in the Evergreen District in the past 2 years.)**



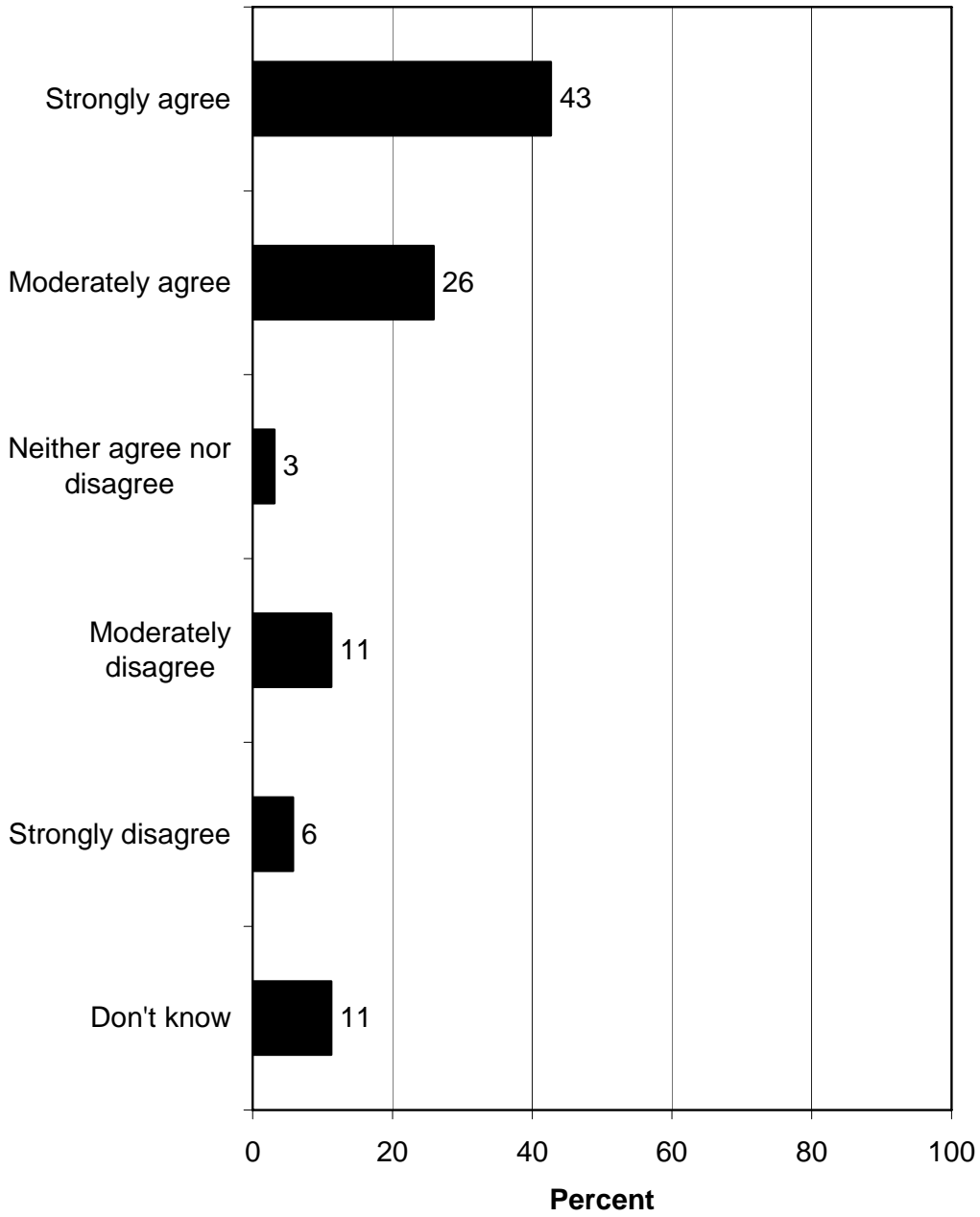
### Q43/Q44. What improvements or additions would you like to see at parks?



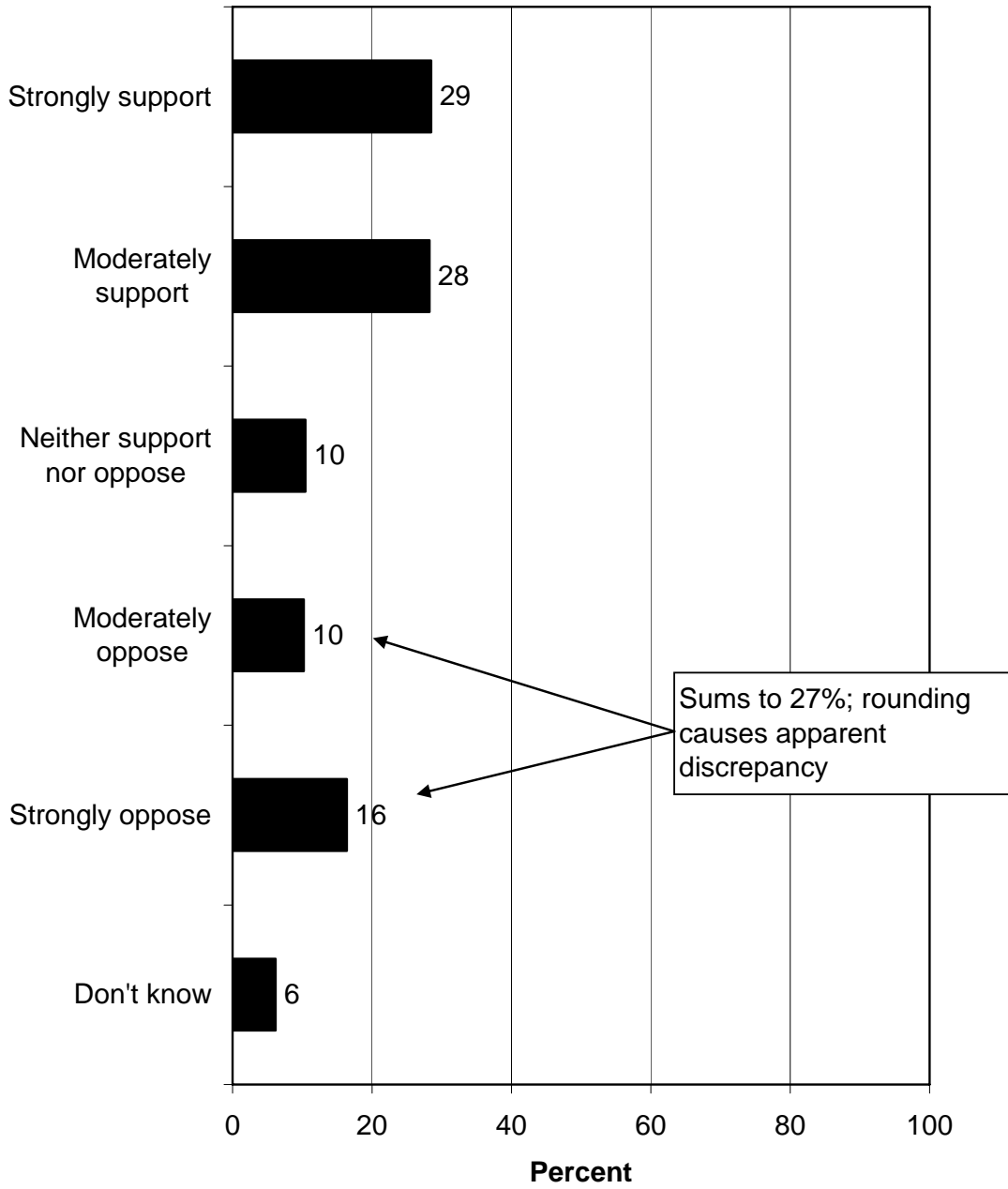
**Q45. Do you agree or disagree that there are enough amenities at parks in the Evergreen District?**



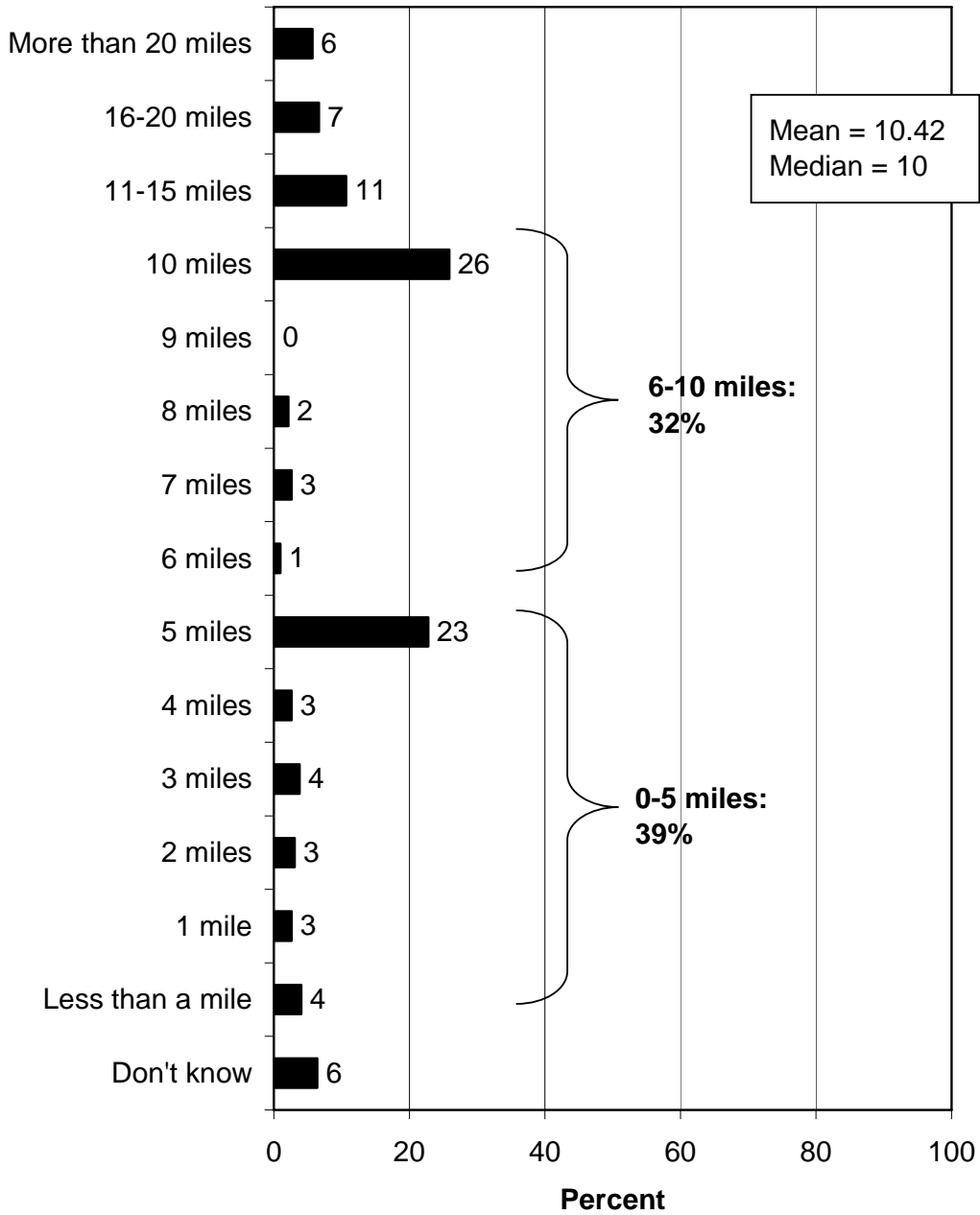
**Q47. Do you agree or disagree that there are enough parks in the Evergreen District?**



**Q48. In general, would you support or oppose building new parks in the Evergreen District?**



**Q49. How far, in miles, are you willing to travel, one-way, to use a park in the Evergreen District?**



## SUMMARY OF RESULTS PERTAINING TO TRAILS IN THE EVERGREEN DISTRICT

- The results in this section have already been reported as part of other sections. This section shows the results of all the questions about *trails* and includes graphs of individual questions, even if the graphs were already presented elsewhere.
  
- Residents were asked about their familiarity with the District's trails. A large majority are *very* or *somewhat* familiar with at least one of the District's trails (73%), including 37% who are *very* familiar with at least one of the trails.
  
- A majority of residents (59%) used a trail in the Evergreen District *often* or *sometimes* in the past 2 years.
  - The nonparametric analysis found that the following responses are correlated with **often or sometimes using** trails in the Evergreen District personally in the past 2 years:
    - Is very or somewhat satisfied with the District's services ( $p \leq 0.001$ ).
    - Is very or somewhat satisfied that his/her recreation needs are being met by the District ( $p \leq 0.001$ ), with the services that the District provides to the community ( $p \leq 0.001$ ), with the District's Program Guide ( $p \leq 0.001$ ), and with the overall communications to the community from the District ( $p \leq 0.01$ ).
    - Is very ( $p \leq 0.001$ ) or somewhat ( $p \leq 0.01$ ) familiar with at least one of the District trails, very ( $p \leq 0.001$ ) familiar with at least one of the District parks, and very ( $p \leq 0.01$ ) familiar with at least one of the District's sports or ball fields.
    - Often or sometimes used parks in the Evergreen District ( $p \leq 0.001$ ), used the recreation and event centers managed by the District ( $p \leq 0.001$ ), participated in recreation and athletic programs offered by the District ( $p \leq 0.001$ ), and used sports or ball fields in the Evergreen District ( $p \leq 0.05$ ) in the past 2 years.
    - The children in his/her household often or sometimes used trails in the Evergreen District ( $p \leq 0.001$ ), used parks in the Evergreen District ( $p \leq 0.001$ ), participated in recreation and athletic programs offered by the District ( $p \leq 0.05$ ), and used the recreation and event centers managed by the District ( $p \leq 0.05$ ) in the past 2 years.
    - Is very or somewhat satisfied with the trails in the Evergreen District ( $p \leq 0.001$ ).
    - Rated as excellent or good the quality of trails in the Evergreen District ( $p \leq 0.001$ ), the maintenance of trails in the Evergreen District ( $p \leq 0.001$ ), the quality of the amenities at parks in the Evergreen District ( $p \leq 0.01$ ), the maintenance of parks in the Evergreen District ( $p \leq 0.05$ ), and the quality of sports and ball fields in the Evergreen District ( $p \leq 0.05$ ).
    - Strongly or moderately agrees that there are enough parks ( $p \leq 0.001$ ), amenities at parks ( $p \leq 0.001$ ), recreation and event centers ( $p \leq 0.001$ ), and sports and ball fields ( $p \leq 0.01$ ) in the Evergreen District.




- Strongly or moderately supports creating additional trails in the Evergreen District ( $p \leq 0.001$ ), but moderately or strongly opposes building new recreation and event centers ( $p \leq 0.01$ ) or creating new sports and ball fields ( $p \leq 0.01$ ) in the Evergreen District.
- Is willing to travel, one-way, the median of 5 miles or less to use a sport or ball field in the Evergreen District ( $p \leq 0.05$ ).
- Is very or somewhat aware of at least one partnership that the District currently has with a user group or non-profit group ( $p \leq 0.001$ ).
- Strongly or moderately supports having the District partner with user groups or non-profit groups to help provide recreational opportunities ( $p \leq 0.05$ ).
- Moderately or strongly opposes higher fees overall for improved maintenance of District facilities ( $p \leq 0.05$ ).
- Strongly or moderately agrees that the District has the right amount of undeveloped open space regarding development of recreation facilities in the Evergreen District ( $p \leq 0.001$ ).
- Moderately or strongly disagrees that the District should be conducting projects that typically are handled by county and municipal governments in general ( $p \leq 0.01$ ).
- Has visited the District's website ( $p \leq 0.001$ ).
- Education level is Bachelor's or higher degree ( $p \leq 0.001$ ).
- Is between ages 35-64 ( $p \leq 0.001$ ).
- Household income is \$100,000 or more ( $p \leq 0.05$ ).
- The nonparametric analysis found that the following responses are correlated with **rarely or never using** trails in the Evergreen District personally in the past 2 years:
  - Cannot name a park managed by the District ( $p \leq 0.001$ ).
  - Is not at all familiar with any of the District trails ( $p \leq 0.001$ ) or parks ( $p \leq 0.001$ ).
  - Rarely or never used parks in the Evergreen District ( $p \leq 0.001$ ), used a recreation and event center managed by the District ( $p \leq 0.001$ ), participated in recreation and athletic programs offered by the District ( $p \leq 0.001$ ), or used sports or ball fields in the Evergreen District ( $p \leq 0.05$ ) in the past 2 years.
  - The children in his/her household rarely or never used trails in the Evergreen District ( $p \leq 0.001$ ), used parks in the Evergreen District ( $p \leq 0.001$ ), participated in recreation and athletic programs offered by the District ( $p \leq 0.01$ ), or used sports or ball fields in the Evergreen District ( $p \leq 0.05$ ) in the past 2 years.
  - Rated the quality of trails in the Evergreen District ( $p \leq 0.01$ ) and the quality of the amenities at parks in the Evergreen District ( $p \leq 0.05$ ) as fair or poor.
  - Has had no problems with sports or ball field availability in the District ( $p \leq 0.05$ ).
  - Moderately or strongly disagrees that there are enough parks in the Evergreen District ( $p \leq 0.05$ ).
  - Is not at all aware of any partnerships that the District currently has with any user groups or non-profit groups ( $p \leq 0.01$ ).
  - Moderately or strongly disagrees that the District has the right amount of undeveloped open space regarding development of recreation facilities in the Evergreen District ( $p \leq 0.05$ ).
  - Strongly or moderately agrees that the District should be conducting projects that typically are handled by county and municipal governments in general ( $p \leq 0.01$ ).
  - Has not visited the District's website ( $p \leq 0.001$ ).

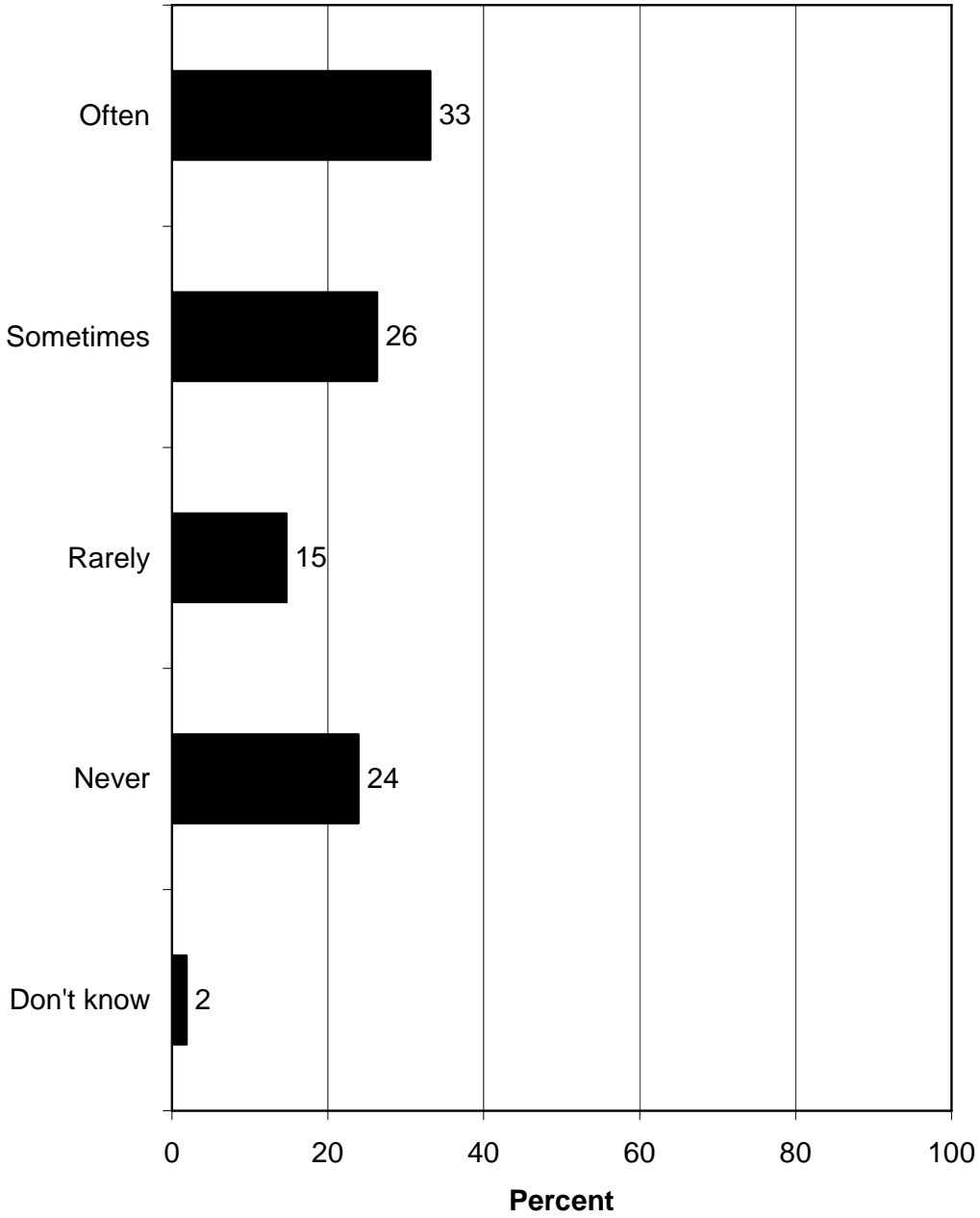
- Education level is no higher than Associate's or Trade School degree ( $p \leq 0.001$ ).
  - Is age 65 or above ( $p \leq 0.001$ ).
  - Has children 17 years old or younger living in his/her household or who regularly stay in the household in his/her care ( $p \leq 0.001$ ).
- A majority of residents with children (59%) indicated that children in their household used a trail in the Evergreen District *often* or *sometimes* in the past 2 years.
- The nonparametric analysis found that the following responses are correlated with the children in his/her household **often or sometimes using** trails in the Evergreen District in the past 2 years:
    - Is very or somewhat satisfied with the services that the District provides to the community ( $p \leq 0.01$ ) and with the interactions he/she has had with District staff over the past 2 years, including by phone or email ( $p \leq 0.01$ ).
    - Can name at least one park managed by the District ( $p \leq 0.01$ ).
    - Is very ( $p \leq 0.001$ ) familiar with at least one of the District trails, very ( $p \leq 0.01$ ) familiar with at least one of the District's sports or ball fields, and very ( $p \leq 0.05$ ) familiar with at least one of the District parks.
    - Often or sometimes used trails in the Evergreen District ( $p \leq 0.001$ ), used parks in the Evergreen District ( $p \leq 0.001$ ), used the recreation and event centers managed by the District ( $p \leq 0.001$ ), and used sports or ball fields in the Evergreen District ( $p \leq 0.05$ ) in the past 2 years.
    - The children in his/her household often or sometimes used parks in the Evergreen District ( $p \leq 0.001$ ), used the recreation and event centers managed by the District ( $p \leq 0.001$ ), participated in recreation and athletic programs offered by the District ( $p \leq 0.001$ ), and used sports or ball fields in the Evergreen District ( $p \leq 0.01$ ) in the past 2 years.
    - Is very or somewhat satisfied with the trails in the Evergreen District ( $p \leq 0.001$ ).
    - Rated the quality of trails in the Evergreen District ( $p \leq 0.001$ ), the quality of sports and ball fields in the Evergreen District ( $p \leq 0.05$ ), and the maintenance of trails in the Evergreen District ( $p \leq 0.05$ ) as excellent or good.
    - Strongly or moderately agree that there are enough recreation and event centers ( $p \leq 0.01$ ), amenities at parks ( $p \leq 0.05$ ), and parks ( $p \leq 0.05$ ) in the Evergreen District, but moderately or strongly disagree that there are enough trails ( $p \leq 0.05$ ) in the Evergreen District.
    - Strongly or moderately supports creating additional trails ( $p \leq 0.001$ ) and adding improvements or amenities to the existing recreation and event centers ( $p \leq 0.05$ ) in the Evergreen District.
    - Has visited the District's website ( $p \leq 0.05$ ).
    - Is between ages 35-64 ( $p \leq 0.05$ ).
  - The nonparametric analysis found that the following responses are correlated with the children in his/her household **rarely or never using** trails in the Evergreen District in the past 2 years:
    - Cannot name a park managed by the District ( $p \leq 0.05$ ).
    - Is not at all familiar with any of the District trails ( $p \leq 0.001$ ) or parks ( $p \leq 0.01$ ).

- Rarely or never used trails in the Evergreen District ( $p \leq 0.001$ ), used parks in the Evergreen District ( $p \leq 0.001$ ), used a recreation and event center managed by the District ( $p \leq 0.001$ ), or used sports or ball fields in the Evergreen District ( $p \leq 0.05$ ) in the past 2 years.
  - The children in his/her household rarely or never used a recreation and event center managed by the District ( $p \leq 0.001$ ), used parks in the Evergreen District ( $p \leq 0.001$ ), participated in recreation and athletic programs offered by the District ( $p \leq 0.001$ ), or used sports or ball fields in the Evergreen District ( $p \leq 0.01$ ) in the past 2 years.
  - Moderately or strongly opposes creating additional trails in the Evergreen District ( $p \leq 0.01$ ).
  - Moderately or strongly opposes dedicating a set amount of property taxes to secure funding for the District's activities and facilities ( $p \leq 0.05$ ).
  - Has not visited the District's website ( $p \leq 0.05$ ).
  - Is age 65 or above ( $p \leq 0.01$ ).
- 
- Combining the results above, 60% of residents used, or children in their household used, a trail in the Evergreen District *often* or *sometimes* in the past 2 years.
  
  - A large majority of users of District trails are satisfied (94%) with the trails; only 2% are dissatisfied.
  
  - Users of trails in the Evergreen District give positive ratings to their quality: 93% rate them excellent or good.
  
  - Users of District trails give positive ratings to their maintenance: 89% rate the maintenance of them as excellent or good.
  
  - A graph shows the results regarding any improvements or additions that residents would like to see to the trails.
  
  - A majority of residents agree (64%) that there are enough trails in the Evergreen District; meanwhile, 19% disagree.
  
  - Support (67%) far exceeds opposition (18%) for building new trails in the Evergreen District.
  
  - A graph shows the distance residents are willing to travel to use a trail in the Evergreen District; the mean is 9.97 miles.

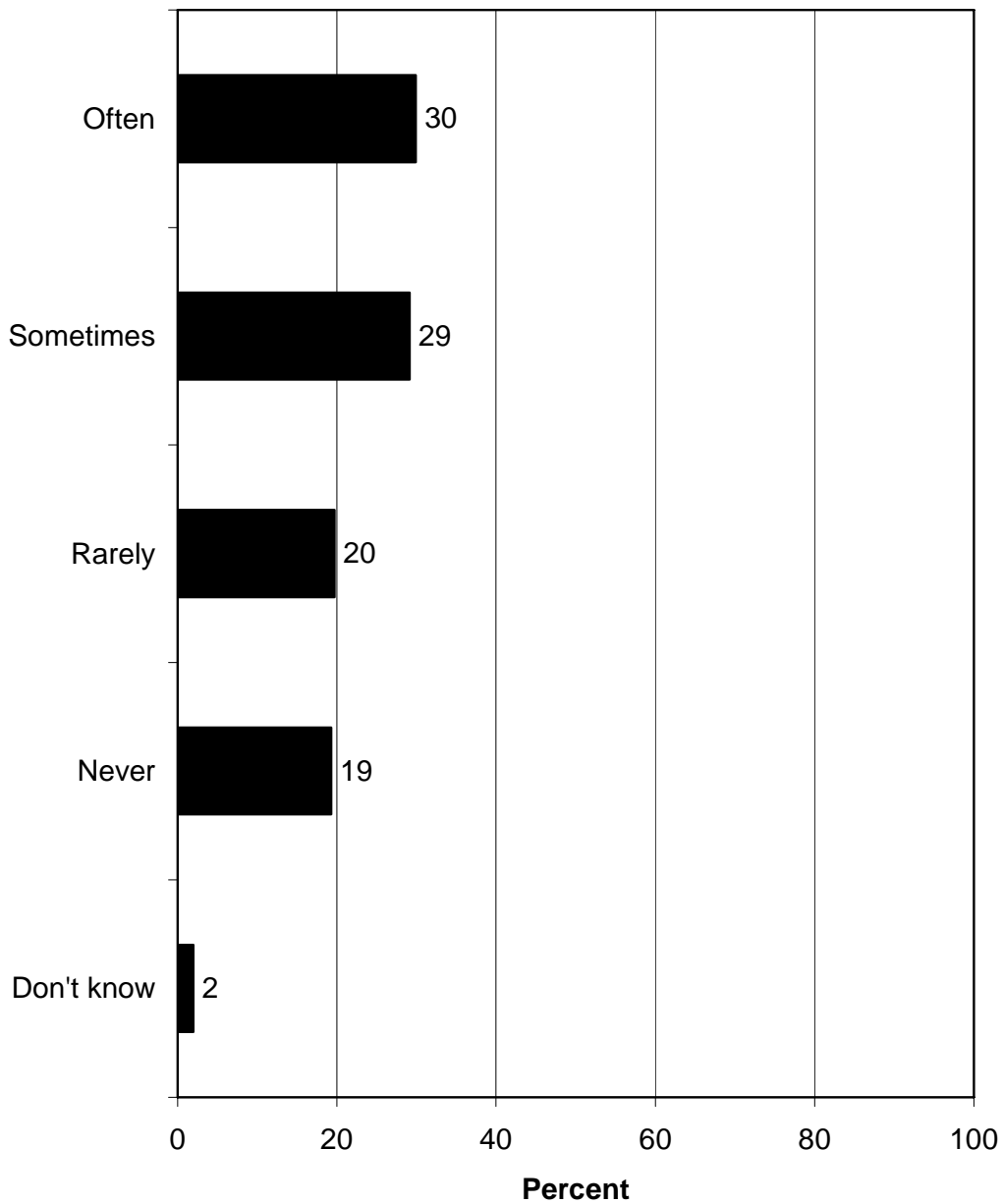
**Q53. Which statement best describes your familiarity with the District's trails?**



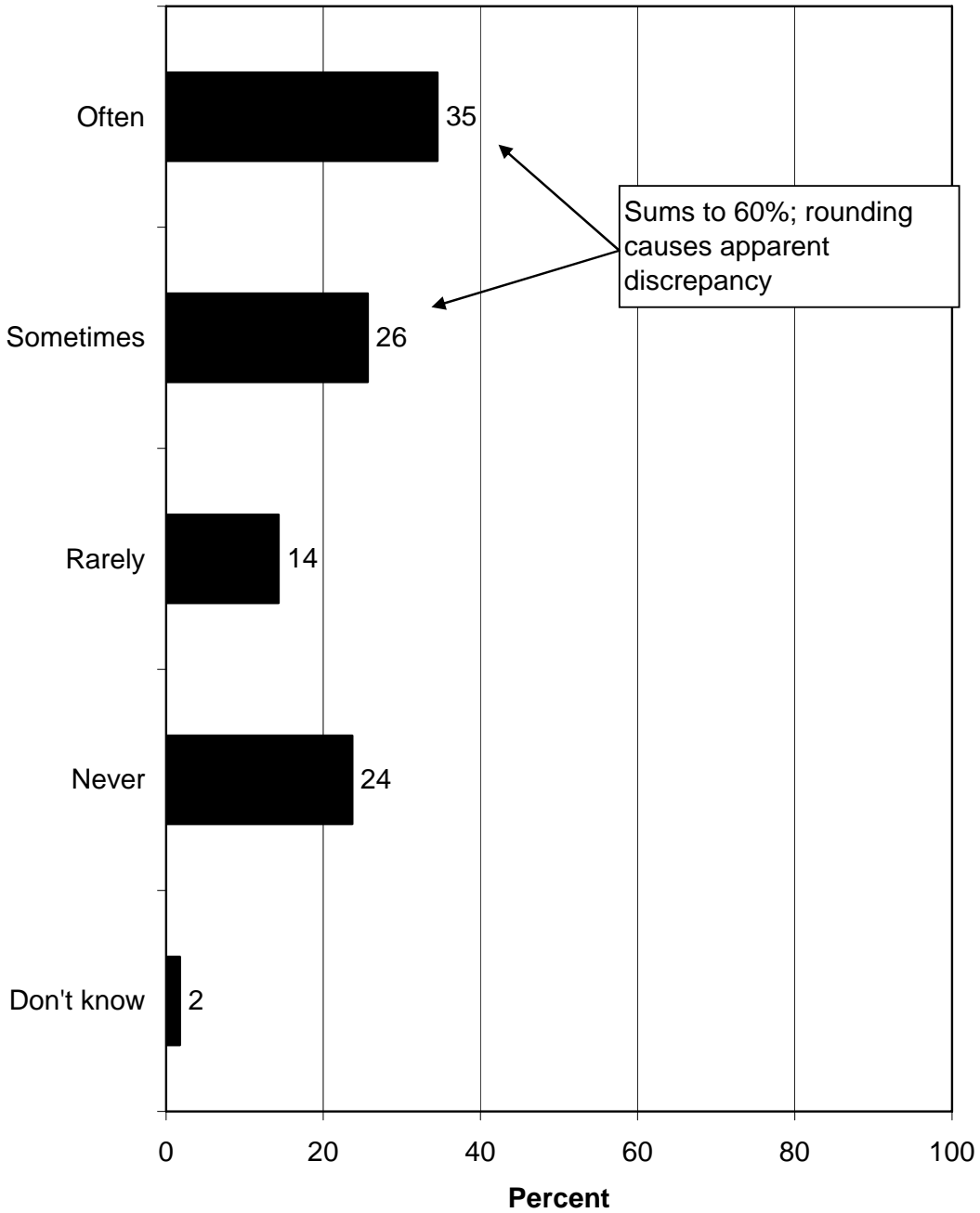
**Q54. How frequently have you personally used any trails in the Evergreen District in the past 2 years?**



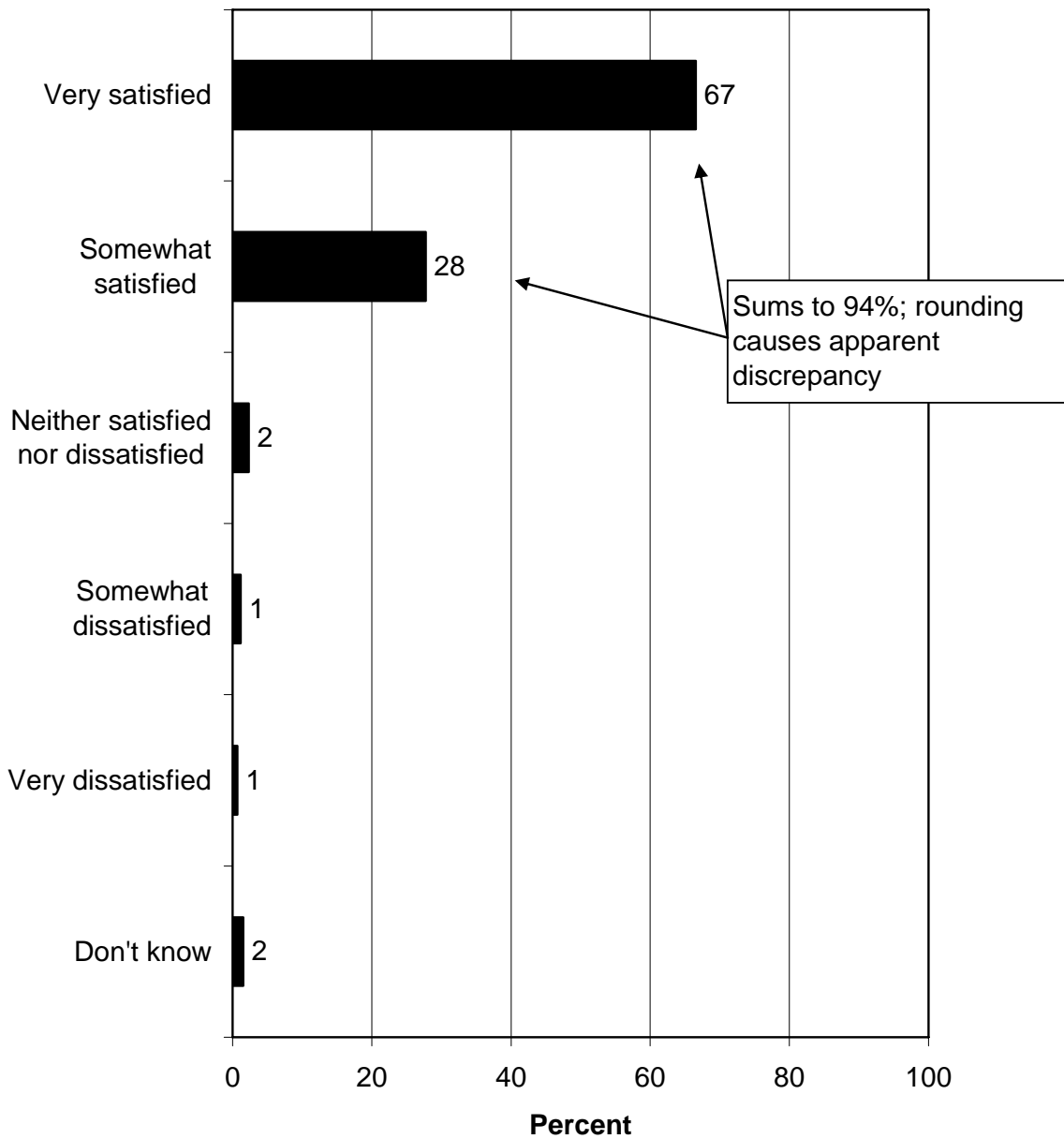
**Q55. How frequently did children in your household use any trails in the Evergreen District in the past 2 years?  
(Asked of those who have children 17 years old or younger living in their household or have children that regularly stay in the household in their care.)**



**Q54/Q55. How frequently did you or children in your household use any trails in the Evergreen District in the past 2 years?**

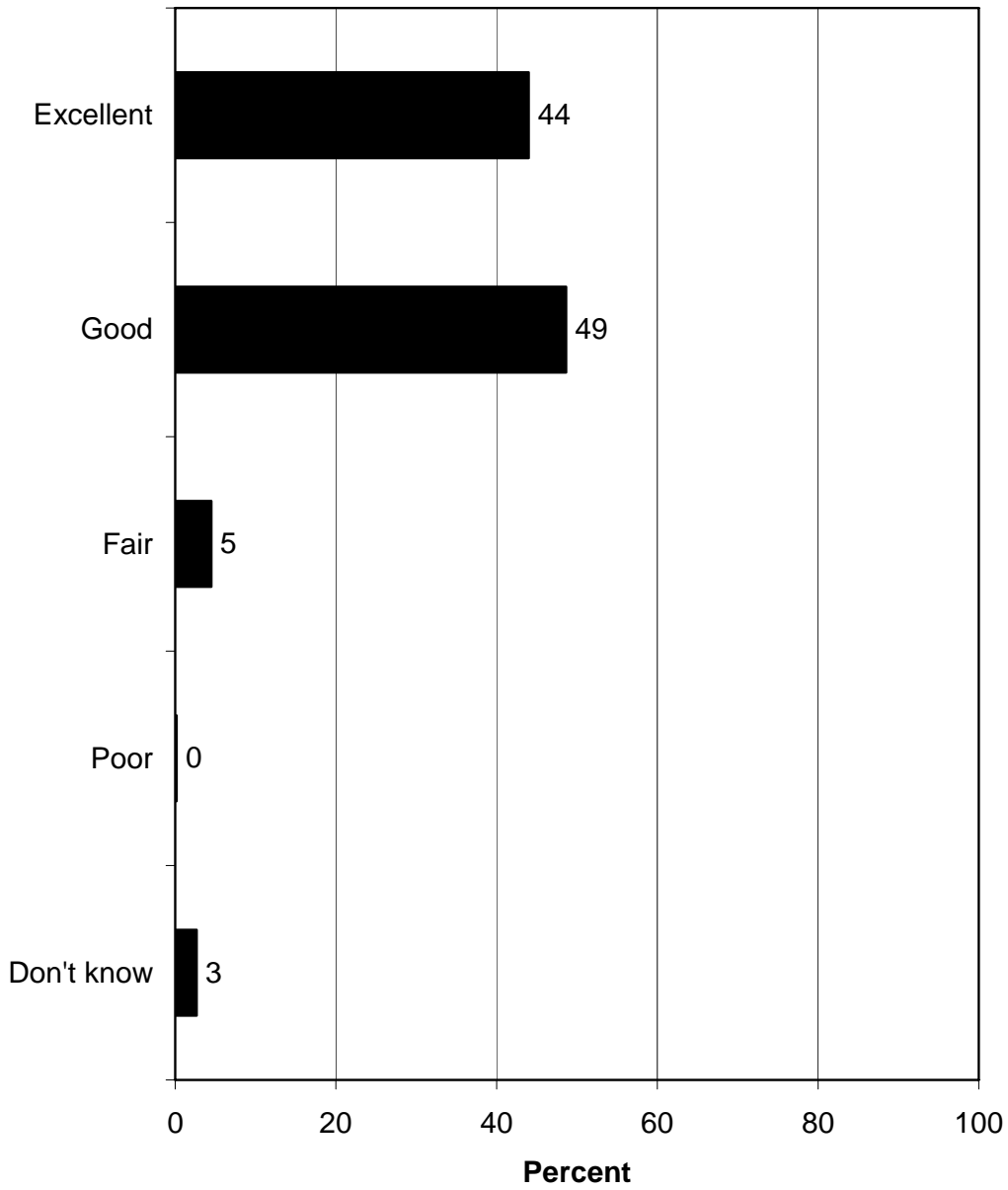


**Q56. Overall, how satisfied or dissatisfied are you with the trails in the Evergreen District? (Asked of those who personally used any trails or whose children used any trails in the Evergreen District in the past 2 years.)**

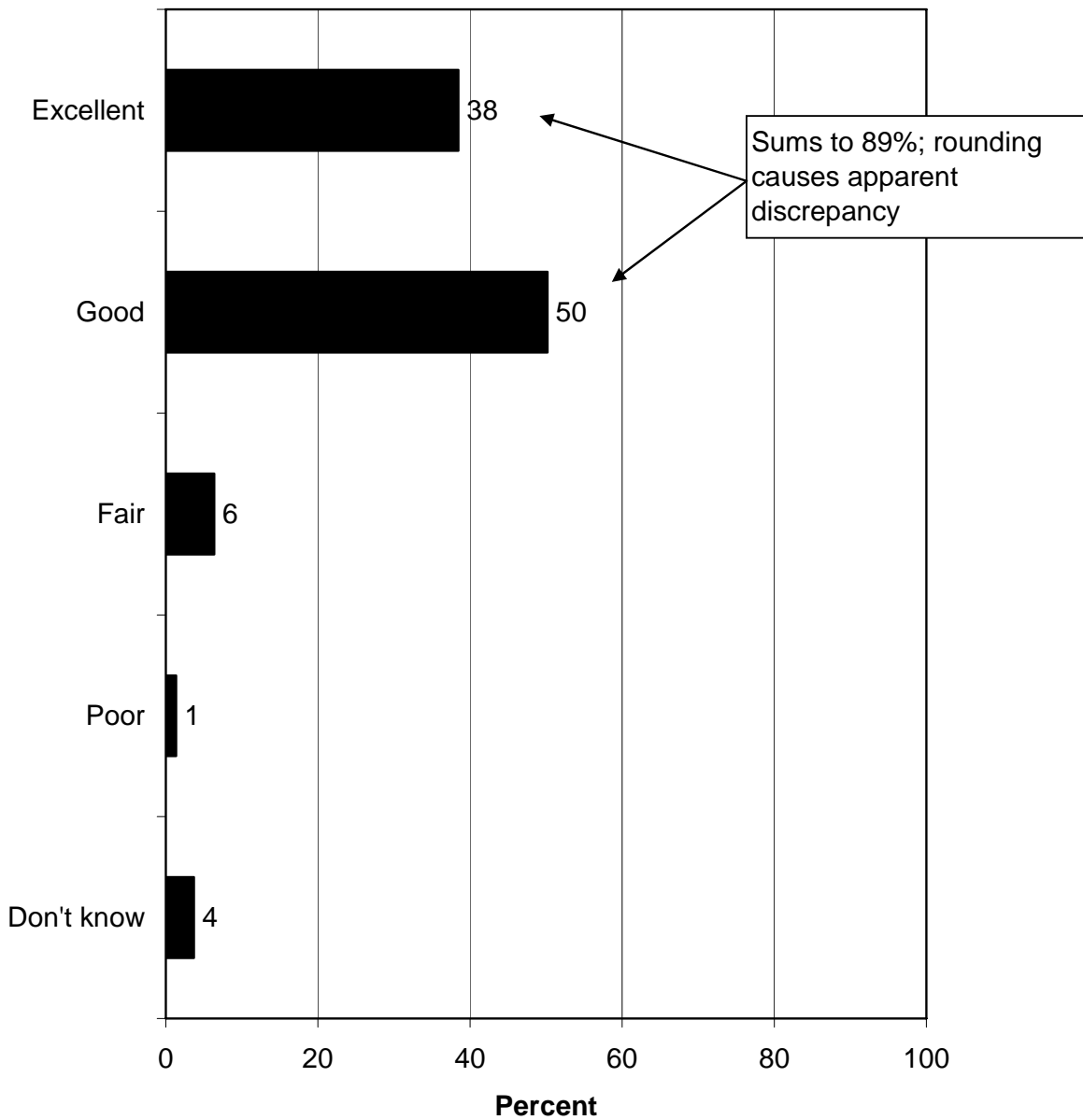




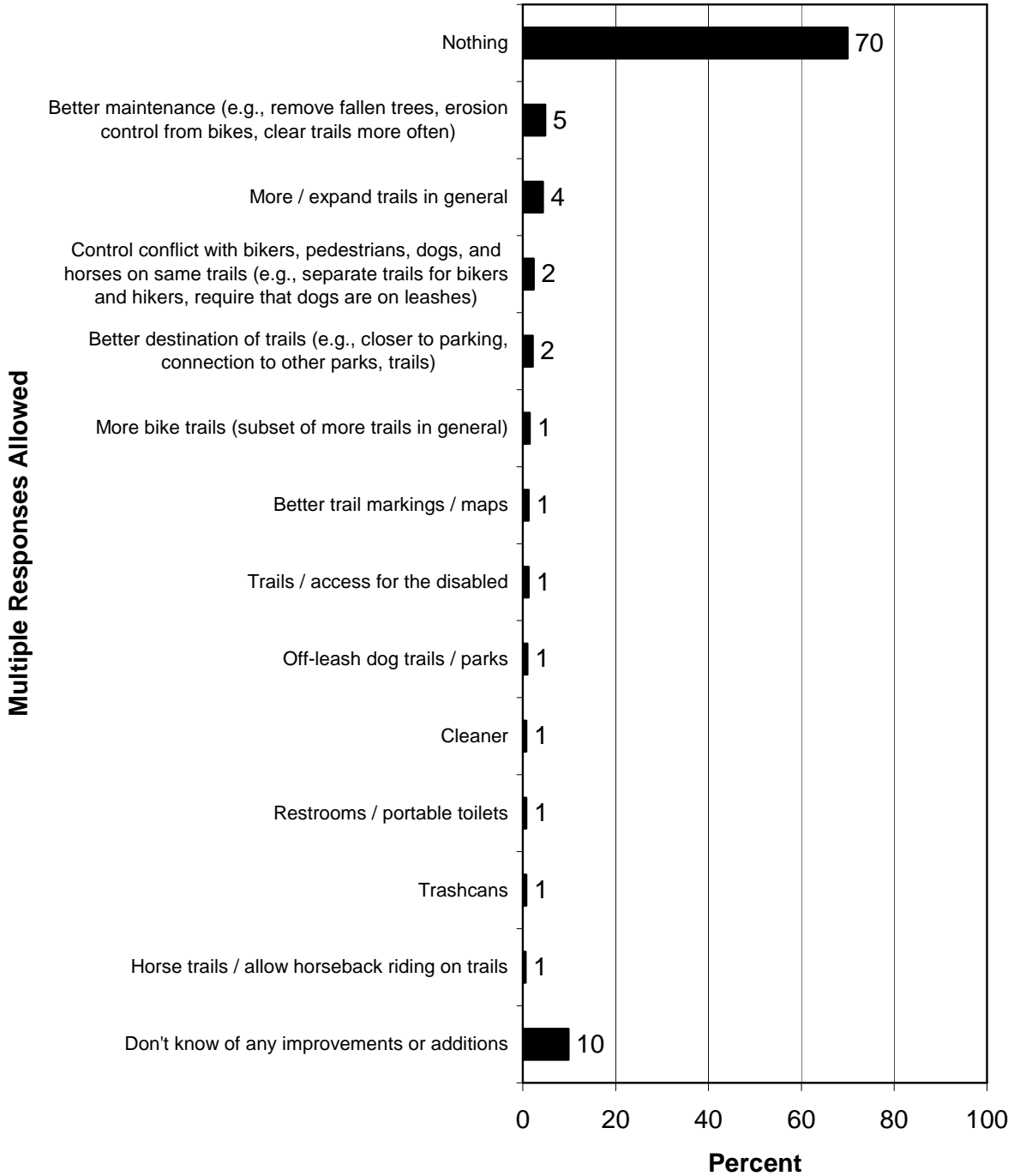
**Q57. How would you rate the quality of trails in the Evergreen District? (Asked of those who personally used any trails or whose children used any trails in the Evergreen District in the past 2 years.)**



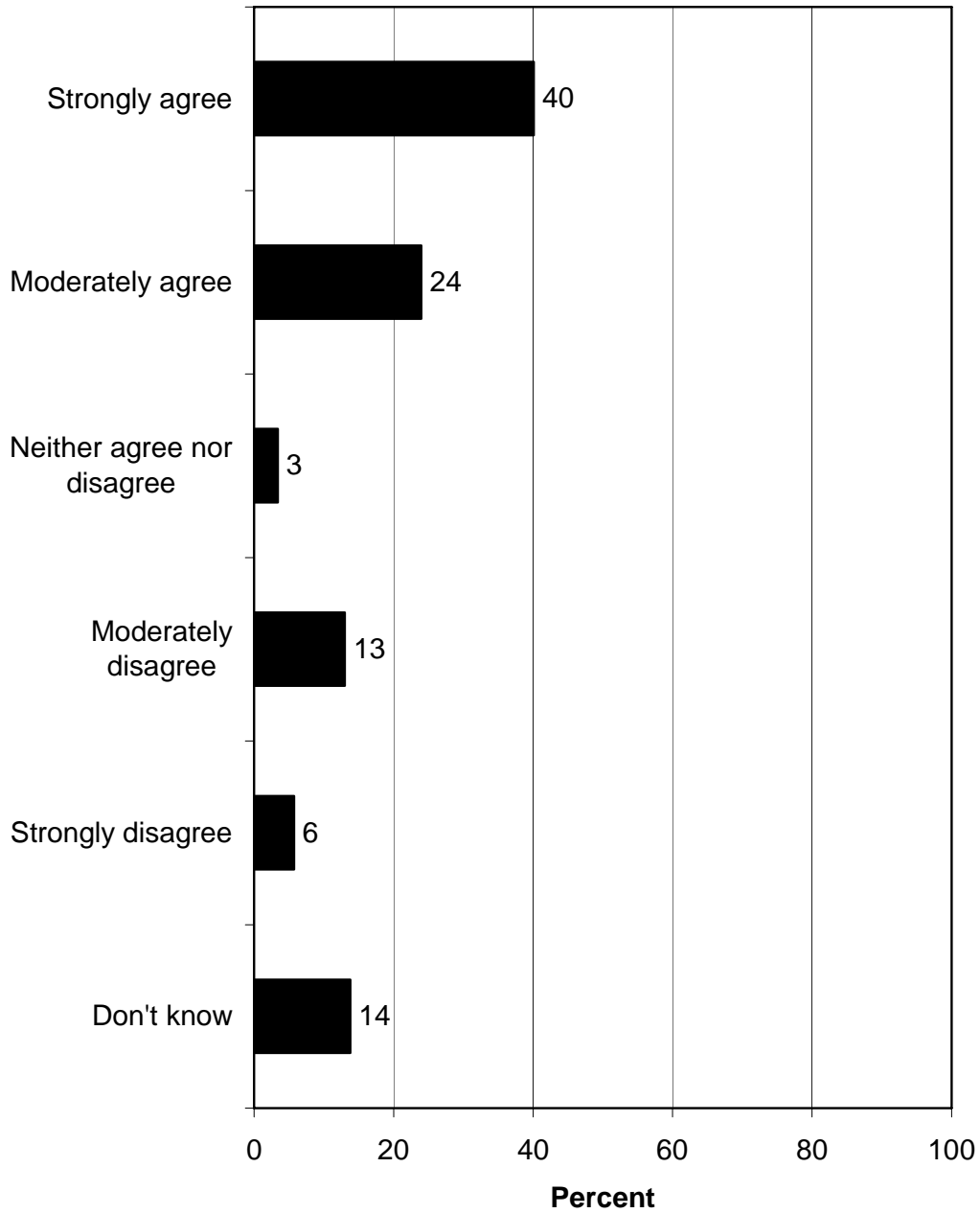
**Q58. How would you rate the maintenance of trails in the Evergreen District? (Asked of those who personally used any trails or whose children used any trails in the Evergreen District in the past 2 years.)**



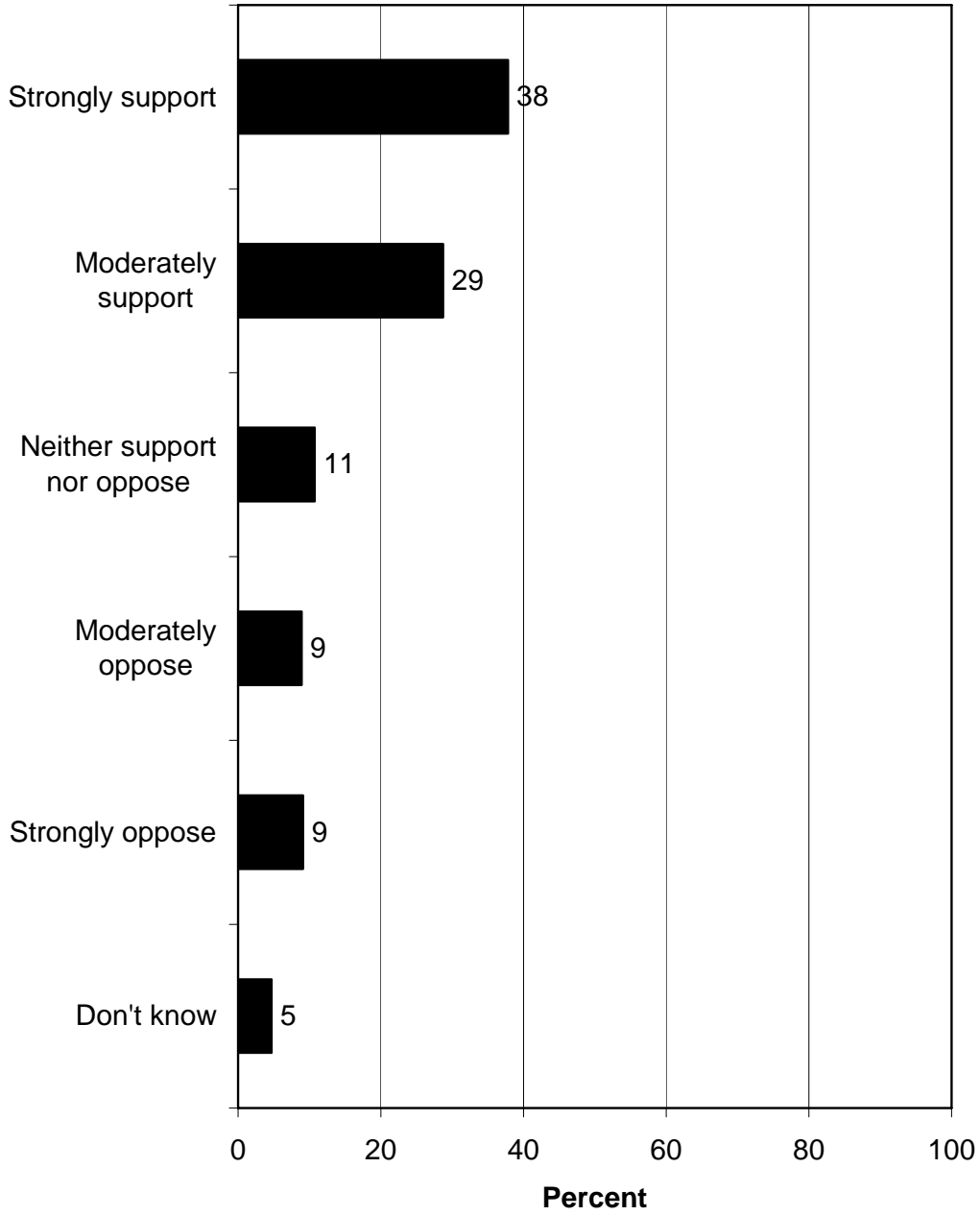
**Q59/Q60. What improvements or additions would you like to see to trails in the Evergreen District?**



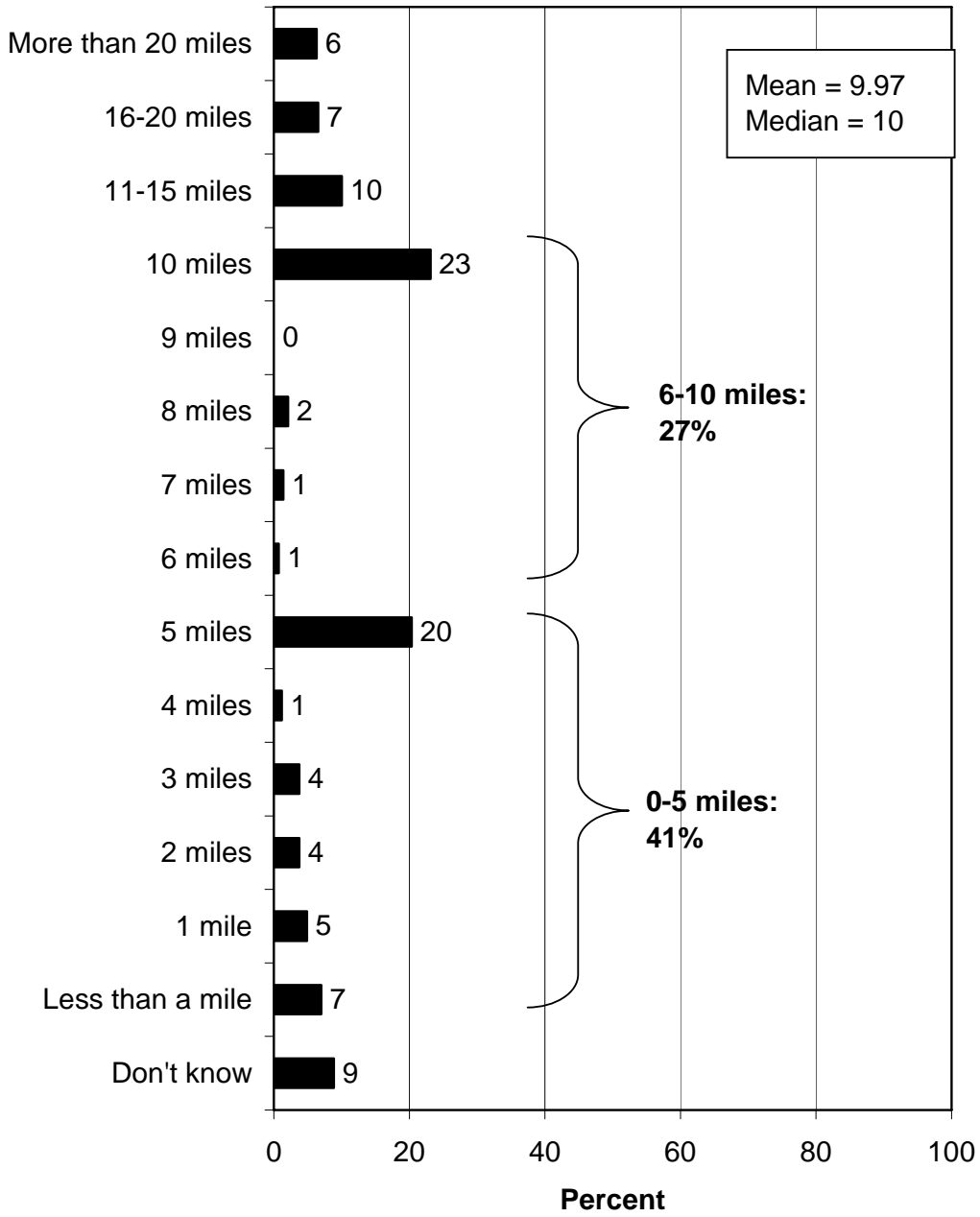
**Q62. Do you agree or disagree that there are enough trails in the Evergreen District?**



**Q63. Would you support or oppose creating additional trails?**



**Q64. How far, in miles, are you willing to travel, one-way, to get to a trail in the Evergreen District?**



## **SUMMARY OF RESULTS PERTAINING TO SPORTS AND BALL FIELDS IN THE EVERGREEN DISTRICT**

- The results in this section have already been reported as part of other sections. This section shows the results of all the questions about *sports and ball fields* and includes graphs of individual questions, even if the graphs were already presented elsewhere.
  
- Residents were asked about their familiarity with District-managed sports and ball fields. A majority are *very* or *somewhat* familiar with at least one of the District-managed sports and ball fields (52%).
  
- Just under a fifth of residents (17%) used a sports or ball field in the Evergreen District *often* or *sometimes* in the past 2 years.
  - The nonparametric analysis found that the following responses are correlated with **often or sometimes using** sports or ball fields in the Evergreen District personally in the past 2 years:
    - Is very or somewhat satisfied with the District's services ( $p \leq 0.001$ ).
    - Is somewhat or very dissatisfied with the District's Program Guide ( $p \leq 0.001$ ), but very or somewhat satisfied with the services that the District provides to the community ( $p \leq 0.001$ ) and that his/her recreation needs are being met by the District ( $p \leq 0.01$ ).
    - Is very ( $p \leq 0.001$ ) familiar or not at all familiar ( $p \leq 0.05$ ) with at least one of the District's sports or ball fields, very ( $p \leq 0.001$ ) familiar with at least one of the District parks, and very ( $p \leq 0.05$ ) familiar with at least one of the District trails.
    - Often or sometimes participated in recreation and athletic programs offered by the District ( $p \leq 0.001$ ), used parks in the Evergreen District ( $p \leq 0.001$ ), used the recreation and event centers managed by the District ( $p \leq 0.001$ ), and used trails in the Evergreen District ( $p \leq 0.05$ ) in the past 2 years.
    - The children in his/her household often or sometimes used sports or ball fields in the Evergreen District ( $p \leq 0.001$ ), participated in recreation and athletic programs offered by the District ( $p \leq 0.001$ ), used parks in the Evergreen District ( $p \leq 0.01$ ), used trails in the Evergreen District ( $p \leq 0.05$ ), and used the recreation and event centers managed by the District ( $p \leq 0.05$ ) in the past 2 years.
    - Rated the quality of the scheduling of sporting and recreation events, not including school-related sporting events, on sports and ball fields in the Evergreen District ( $p \leq 0.01$ ) and the quality of sports and ball fields in the Evergreen District ( $p \leq 0.05$ ) as excellent or good, but rated the quality of the amenities at parks in the Evergreen District ( $p \leq 0.05$ ) as fair or poor.
    - Has had some major or minor problems with sports or ball field availability in the District ( $p \leq 0.05$ ).

- Strongly or moderately agrees that there are enough recreation and event centers ( $p \leq 0.01$ ) in the Evergreen District, but moderately or strongly disagrees that there are enough amenities at parks ( $p \leq 0.05$ ) or trails ( $p \leq 0.05$ ) in the Evergreen District.
- Strongly or moderately supports creating new sports and ball fields ( $p \leq 0.001$ ), adding improvements or amenities to the existing recreation and event centers ( $p \leq 0.001$ ), creating additional trails ( $p \leq 0.01$ ), and building new parks ( $p \leq 0.01$ ) in the Evergreen District.
- Is willing to travel, one-way, more than the median of 5 miles to use a sport or ball field in the Evergreen District ( $p \leq 0.01$ ).
- Is very or somewhat aware of at least one partnership that the District currently has with a user group or non-profit group ( $p \leq 0.01$ ).
- Strongly or moderately supports a Bond measure in the community to secure funding for the District's activities, facilities, operations, or maintenance ( $p \leq 0.05$ ).
- Strongly or moderately agrees that the District has the right amount of undeveloped open space regarding development of recreation facilities in the Evergreen District ( $p \leq 0.05$ ).
- Strongly or moderately agrees with the following statement: One region of the Evergreen District is given preferential treatment over other regions ( $p \leq 0.01$ ).
- Moderately or strongly disagrees with the following statement: The District spends its money fairly throughout the entire District ( $p \leq 0.01$ ).
- Has visited the District's website ( $p \leq 0.001$ ).
- Is between ages 35-64 ( $p \leq 0.001$ ).
- The nonparametric analysis found that the following responses are correlated with **rarely or never using** sports or ball fields in the Evergreen District personally in the past 2 years:
  - Cannot name a park managed by the District ( $p \leq 0.05$ ).
  - Is not at all familiar with any of the District trails ( $p \leq 0.01$ ) or parks ( $p \leq 0.05$ ).
  - Rarely or never participated in recreation and athletic programs offered by the District ( $p \leq 0.001$ ), used a recreation and event center managed by the District ( $p \leq 0.001$ ), used parks in the Evergreen District ( $p \leq 0.001$ ), or used trails in the Evergreen District ( $p \leq 0.05$ ) in the past 2 years.
  - The children in his/her household rarely or never used sports or ball fields in the Evergreen District ( $p \leq 0.001$ ), participated in recreation and athletic programs offered by the District ( $p \leq 0.001$ ), used parks in the Evergreen District ( $p \leq 0.01$ ), or used trails in the Evergreen District ( $p \leq 0.05$ ) in the past 2 years.
  - Moderately or strongly opposes adding improvements or amenities to the existing recreation and event centers in the Evergreen District ( $p \leq 0.05$ ).
  - Is willing to travel, one-way, the median of 5 miles or less to use a sport or ball field in the Evergreen District ( $p \leq 0.01$ ).
  - Is not at all aware of any partnerships that the District currently has with any user groups or non-profit groups ( $p \leq 0.01$ ).
  - Has not visited the District's website ( $p \leq 0.001$ ).
  - Has children 17 years old or younger living in his/her household or who regularly stay in the household in his/her care ( $p \leq 0.001$ ).
  - Is age 65 or above ( $p \leq 0.001$ ).




- Half of residents with children (50%) indicated that children in their household used a sports or ball field in the Evergreen District *often* or *sometimes* in the past 2 years.
  - The nonparametric analysis found that the following responses are correlated with the children in his/her household **often or sometimes using** sports or ball fields in the Evergreen District in the past 2 years:
    - Is somewhat or very dissatisfied that his/her recreation needs are being met by the District ( $p \leq 0.05$ ).
    - Is very ( $p \leq 0.001$ ) familiar with at least one of the District's sports or ball fields and very ( $p \leq 0.01$ ) familiar with at least one of the District parks.
    - Often or sometimes used sports or ball fields in the Evergreen District ( $p \leq 0.001$ ), participated in recreation and athletic programs offered by the District ( $p \leq 0.01$ ), and used parks in the Evergreen District ( $p \leq 0.05$ ) in the past 2 years.
    - The children in his/her household often or sometimes participated in recreation and athletic programs offered by the District ( $p \leq 0.001$ ), used the recreation and event centers managed by the District ( $p \leq 0.001$ ), used parks in the Evergreen District ( $p \leq 0.001$ ), and used trails in the Evergreen District ( $p \leq 0.01$ ) in the past 2 years.
    - Is very or somewhat satisfied with the sports and ball fields in the Evergreen District ( $p \leq 0.05$ ).
    - Has had some major or minor problems with sports or ball field availability in the District ( $p \leq 0.05$ ).
    - Moderately or strongly disagree that there are enough sports and ball fields ( $p \leq 0.001$ ) or parks ( $p \leq 0.05$ ) in the Evergreen District.
    - Strongly or moderately supports creating new sports and ball fields ( $p \leq 0.01$ ) in the Evergreen District.
    - Is willing to travel, one-way, more than the median of 5 miles to use a sport or ball field in the Evergreen District ( $p \leq 0.01$ ).
    - Strongly or moderately supports dedicating a set amount of property taxes to secure funding for the District's activities and facilities ( $p \leq 0.05$ ).
    - Has visited the District's website ( $p \leq 0.01$ ).
    - Is between ages 35-64 ( $p \leq 0.01$ ).
    - Household income is \$100,000 or more ( $p \leq 0.05$ ).
  - The nonparametric analysis found that the following responses are correlated with the children in his/her household **rarely or never using** sports or ball fields in the Evergreen District in the past 2 years:
    - Cannot name a park managed by the District ( $p \leq 0.05$ ).
    - Is not at all familiar with any of the District trails ( $p \leq 0.05$ ).
    - Rarely or never used sports or ball fields in the Evergreen District ( $p \leq 0.001$ ), participated in recreation and athletic programs offered by the District ( $p \leq 0.01$ ), or used parks in the Evergreen District ( $p \leq 0.05$ ) in the past 2 years.
    - The children in his/her household rarely or never participated in recreation and athletic programs offered by the District ( $p \leq 0.001$ ), used parks in the Evergreen District ( $p \leq 0.001$ ), used a recreation and event center managed by the District ( $p \leq 0.001$ ), or used trails in the Evergreen District ( $p \leq 0.01$ ) in the past 2 years.
    - Is willing to travel, one-way, the median of 5 miles or less to use a sport or ball field in the Evergreen District ( $p \leq 0.01$ ).

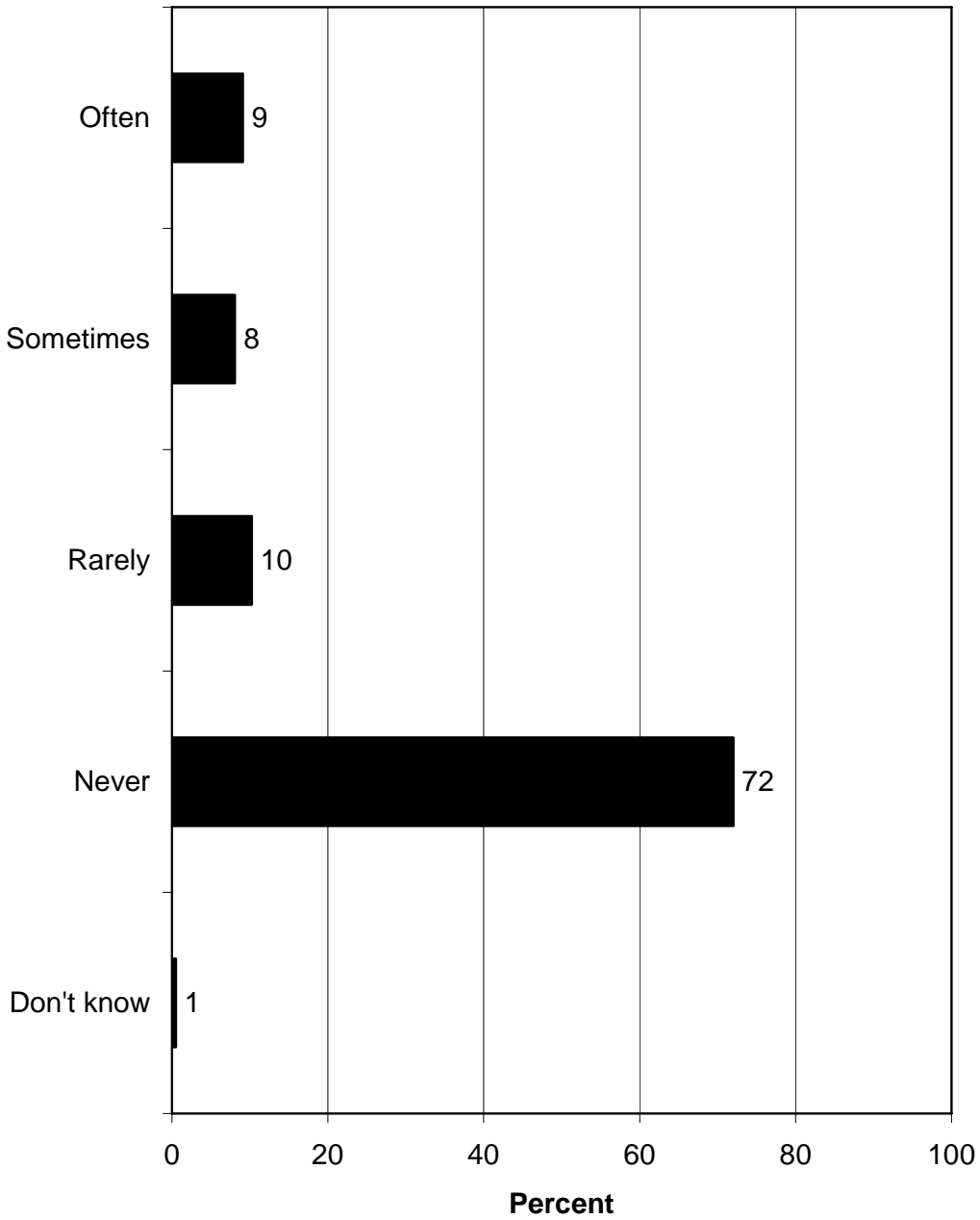
- Has not visited the District's website ( $p \leq 0.01$ ).
  - Is between ages 18-34 ( $p \leq 0.05$ ).
- 
- Combining the results above, just under a quarter (24%) of residents used, or children in their household used, a sports or ball field in the Evergreen District *often* or *sometimes* in the past 2 years.
  - A large majority of users of District sports and ball fields are satisfied (86%) with the fields; 7% are dissatisfied.
  - Users of sports and ball fields in the Evergreen District give positive ratings to their quality: 81% rate them excellent or good.
  - Users of District sports and ball fields give positive ratings to their maintenance: 79% rate the maintenance of them as excellent or good.
  - Users of District sports and ball fields are positive in their ratings of the quality of the scheduling of events on the sports and ball fields: 51% rate the quality of scheduling as excellent or good, while 16% rate it fair or poor (the remainder do not know).
  - Users of District sports and ball fields are positive regarding the availability of the sports and ball fields: 38% say that they have had no problems with field availability, and another 29% say that they have had only *minor* problems with field availability. Meanwhile, only 9% have had *major* problems or say that the fields are *never available* (the remainder do not know).
  - A graph shows the results regarding any improvements or additions that residents would like to see to the sports and ball fields.
  - Just under half of residents agree (49%) that there are enough sports and ball fields in the Evergreen District; meanwhile, 14% disagree (the remainder do not know).

- Support (46%) exceeds opposition (27%) for building new sports and ball fields in the Evergreen District.
  
- A graph shows the distance residents are willing to travel to use a sports or ball field in the Evergreen District; the mean is 7.37 miles.

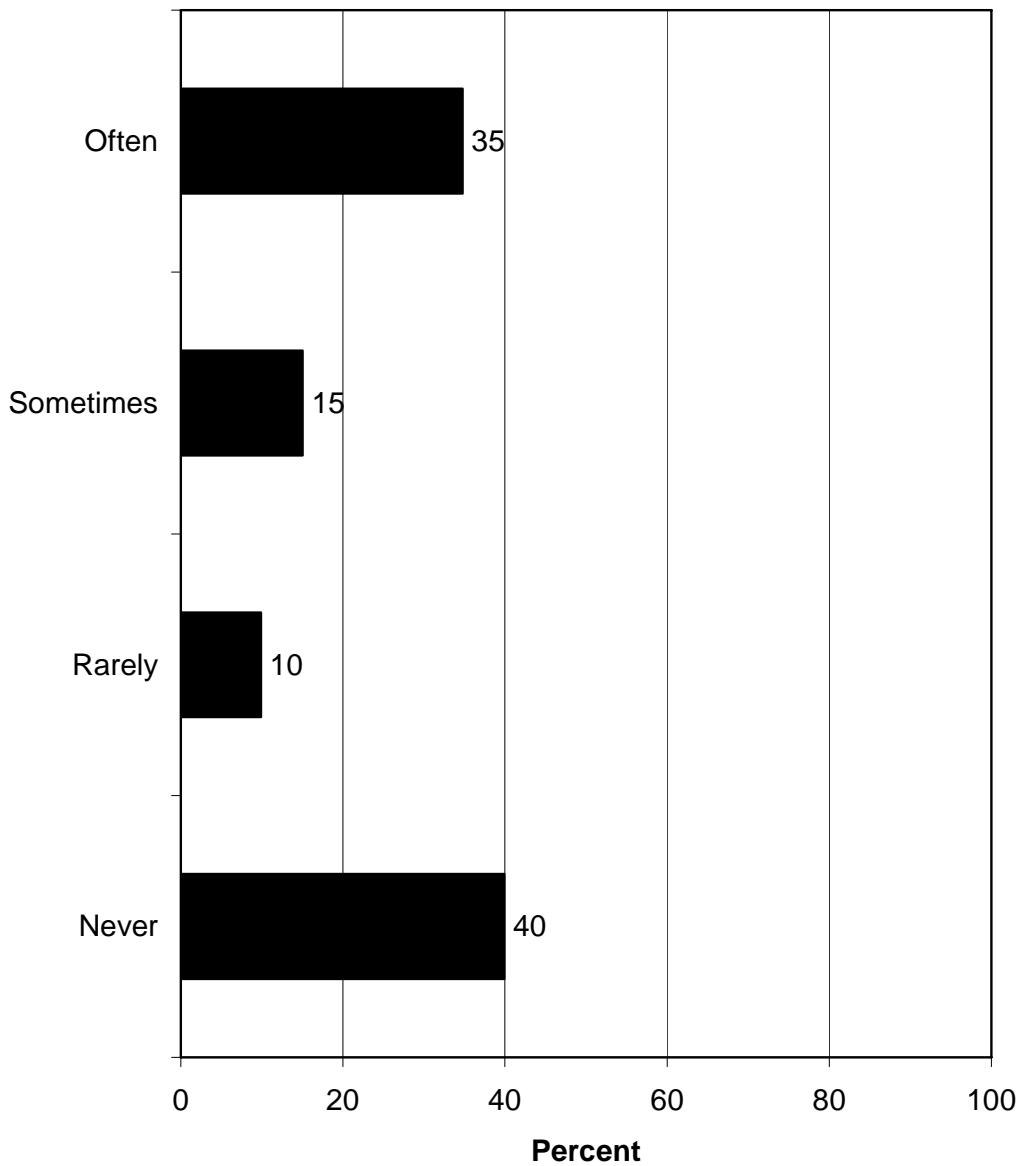
**Q68. Which statement best describes your familiarity with District-managed sports and ball fields?**




**Q69. How frequently have you personally used sports or ball fields in the Evergreen District in the past 2 years?**



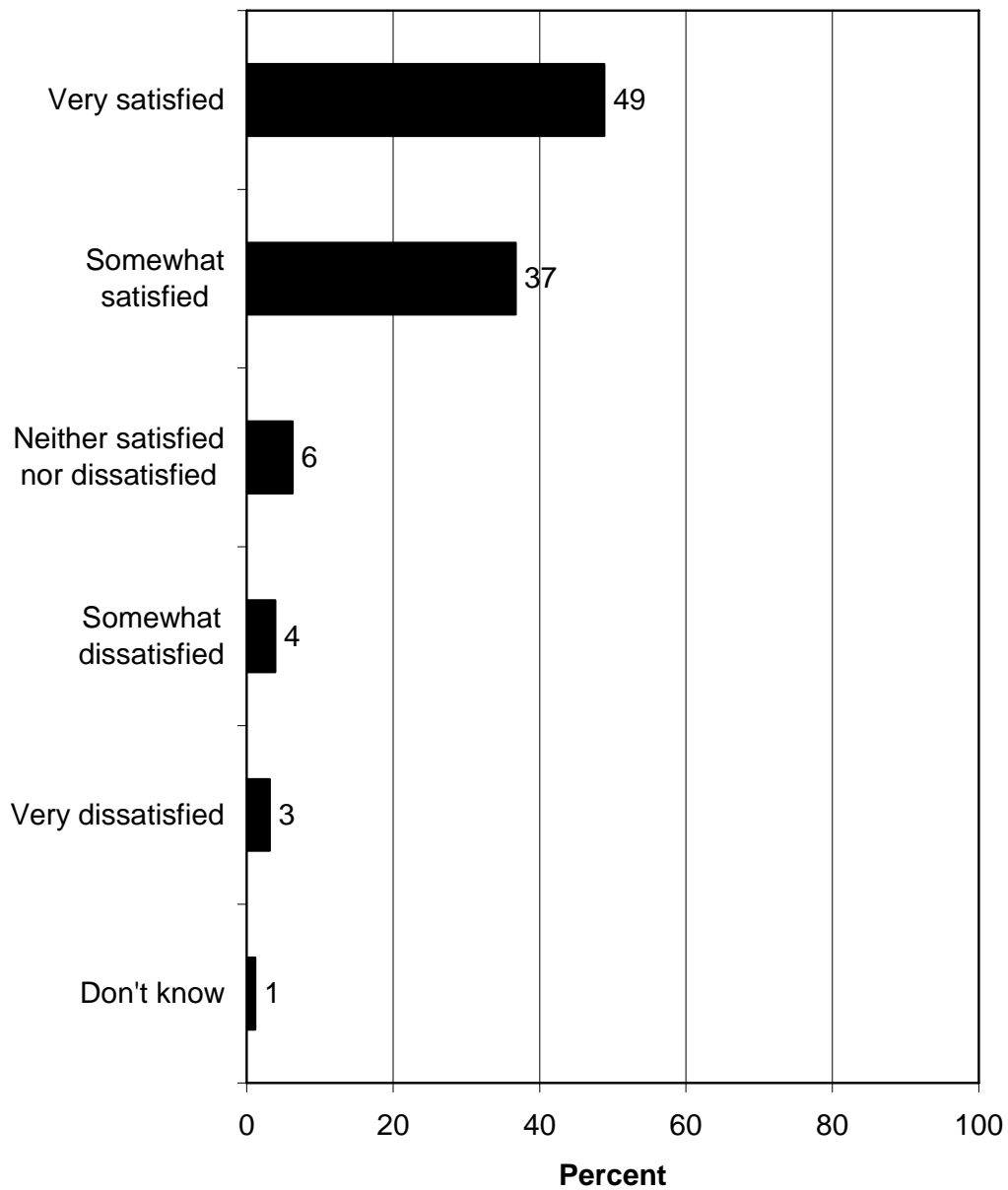
**Q70. How frequently did children in your household use any sports or ball fields in the past 2 years? (Asked of those who have children 17 years old or younger living in their household or have children that regularly stay in the household in their care.)**



**Q69/Q70. How frequently did you or children in your household use any sports or ball fields in the past 2 years?**

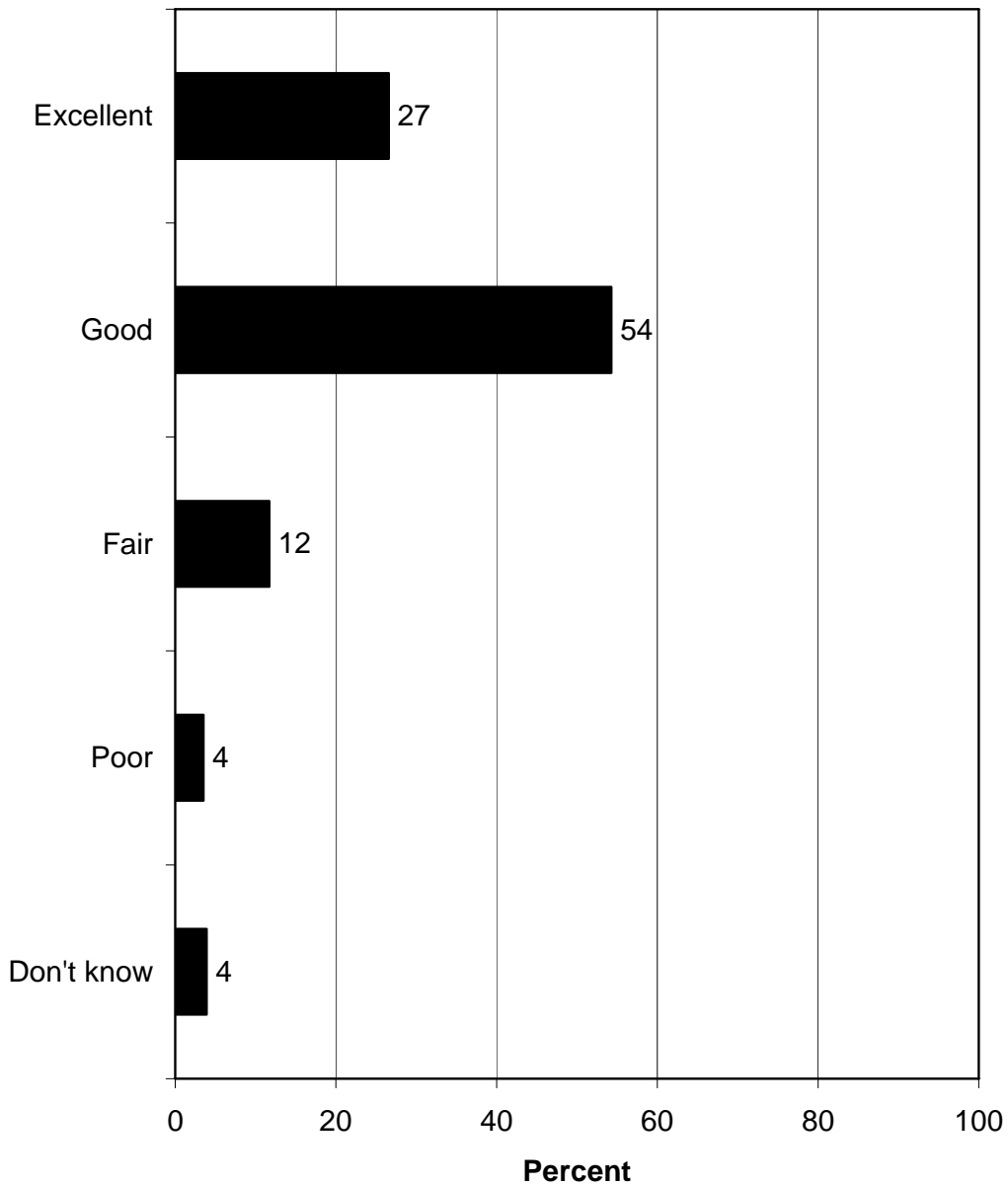


**Q71. Overall, how satisfied or dissatisfied are you with the sports and ball fields in the Evergreen District? (Asked of those who personally used or whose children used any sports or ball fields in the Evergreen District in the past 2 years.)**

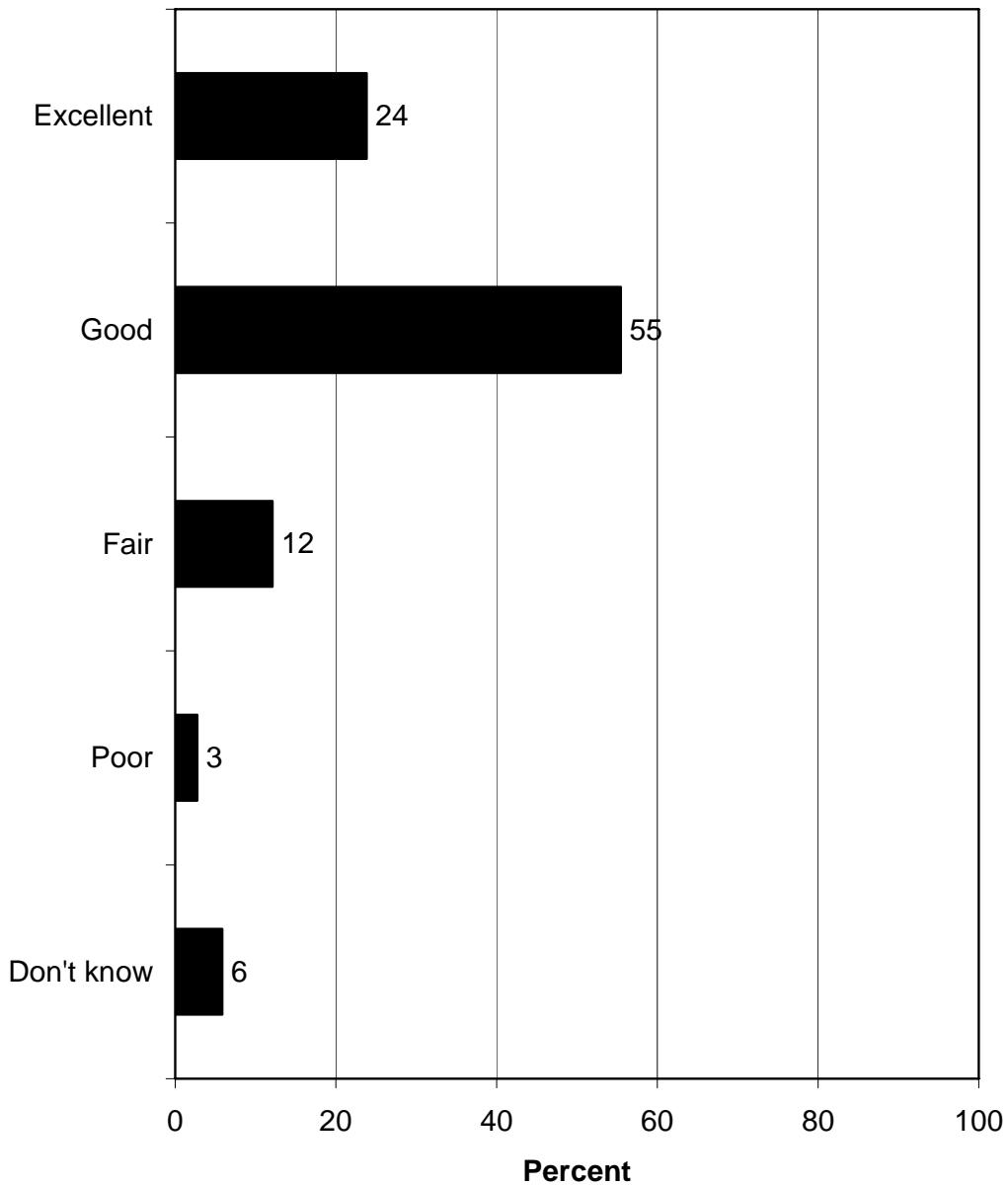




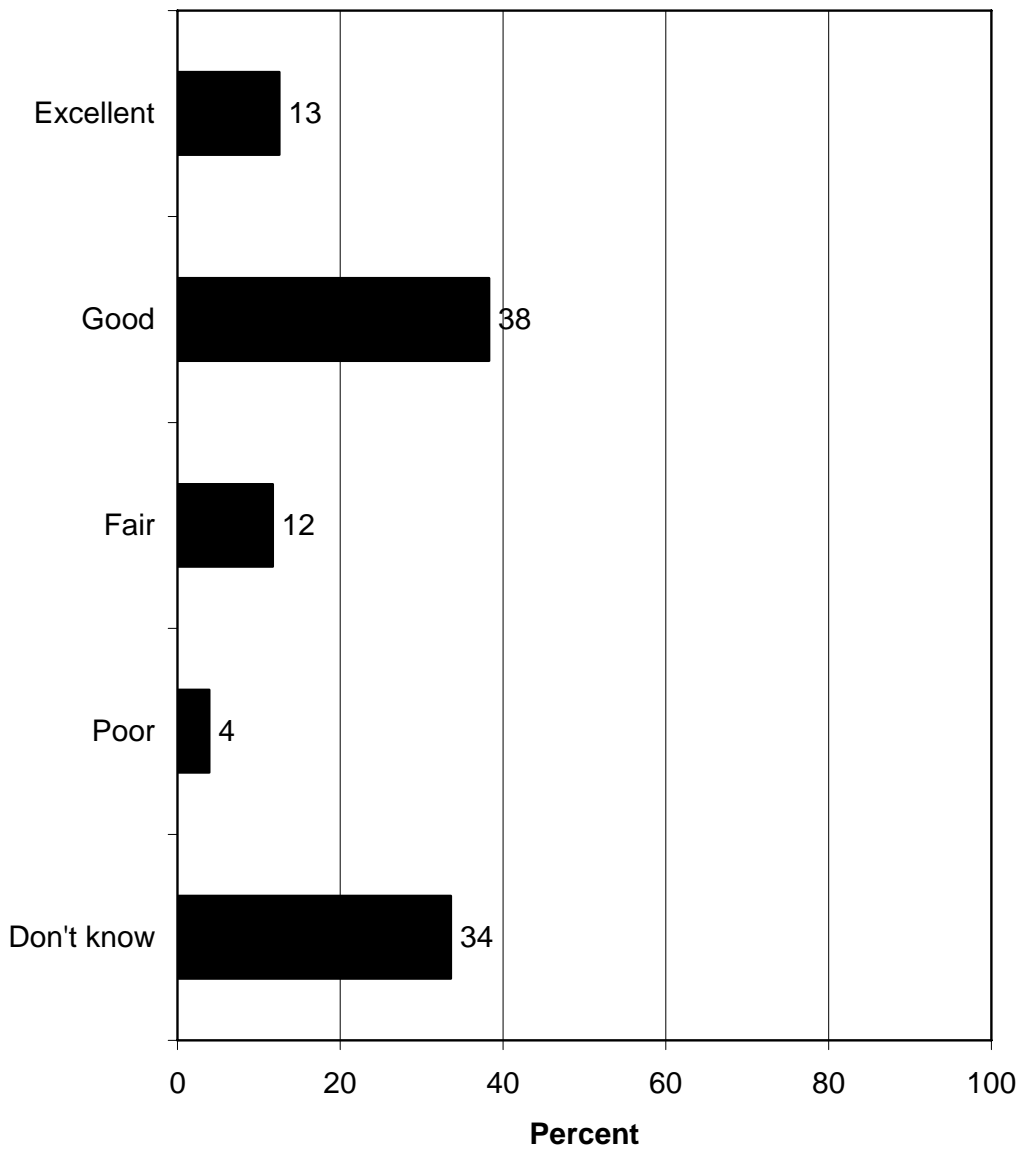
**Q72. How would you rate the quality of sports and ball fields in the Evergreen District? (Asked of those who personally used or whose children used any sports or ball fields in the Evergreen District in the past 2 years.)**



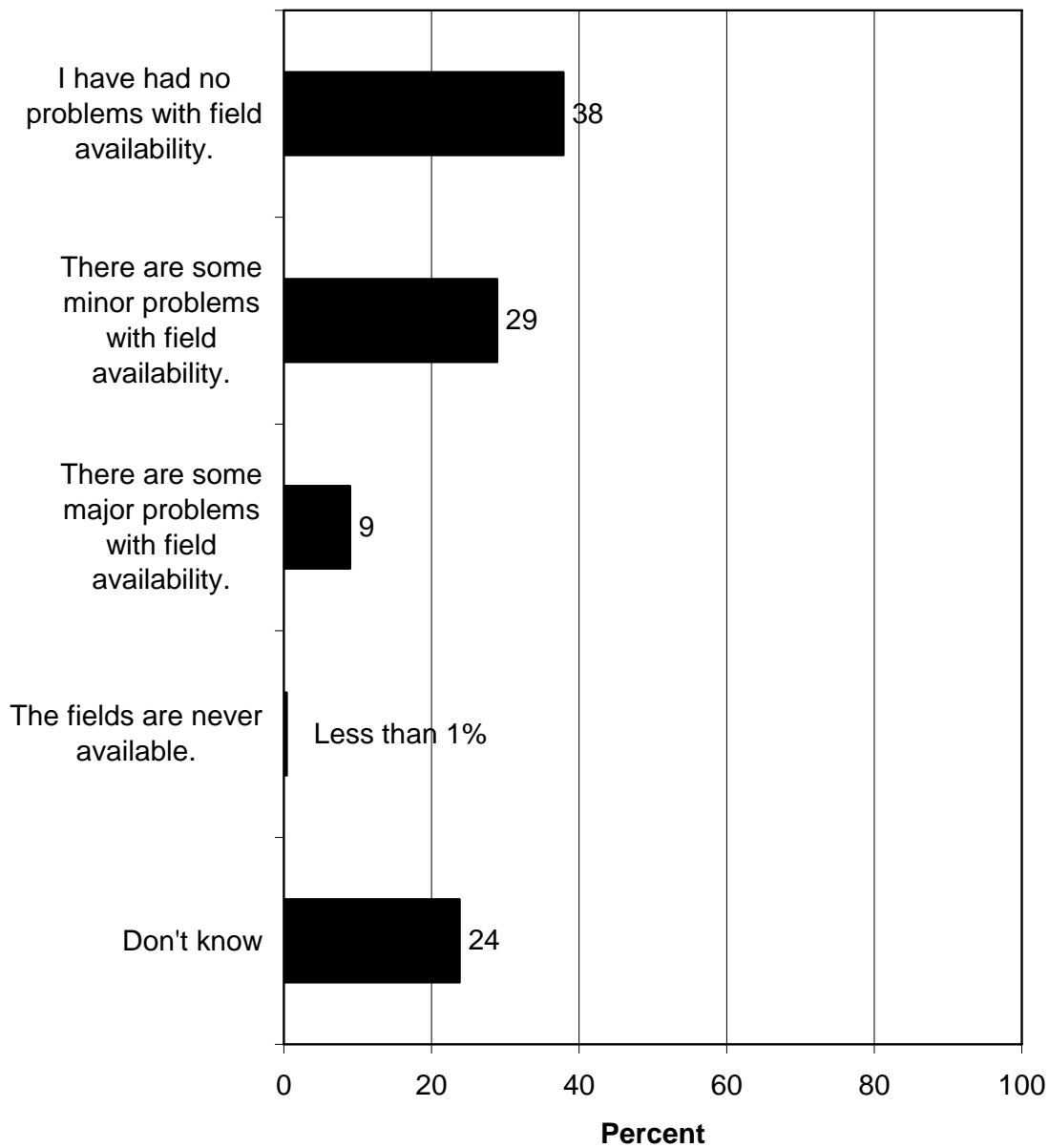
**Q73. How would you rate the maintenance of sports and ball fields in the Evergreen District?  
(Asked of those who personally used or whose children used any sports or ball fields in the  
Evergreen District in the past 2 years.)**



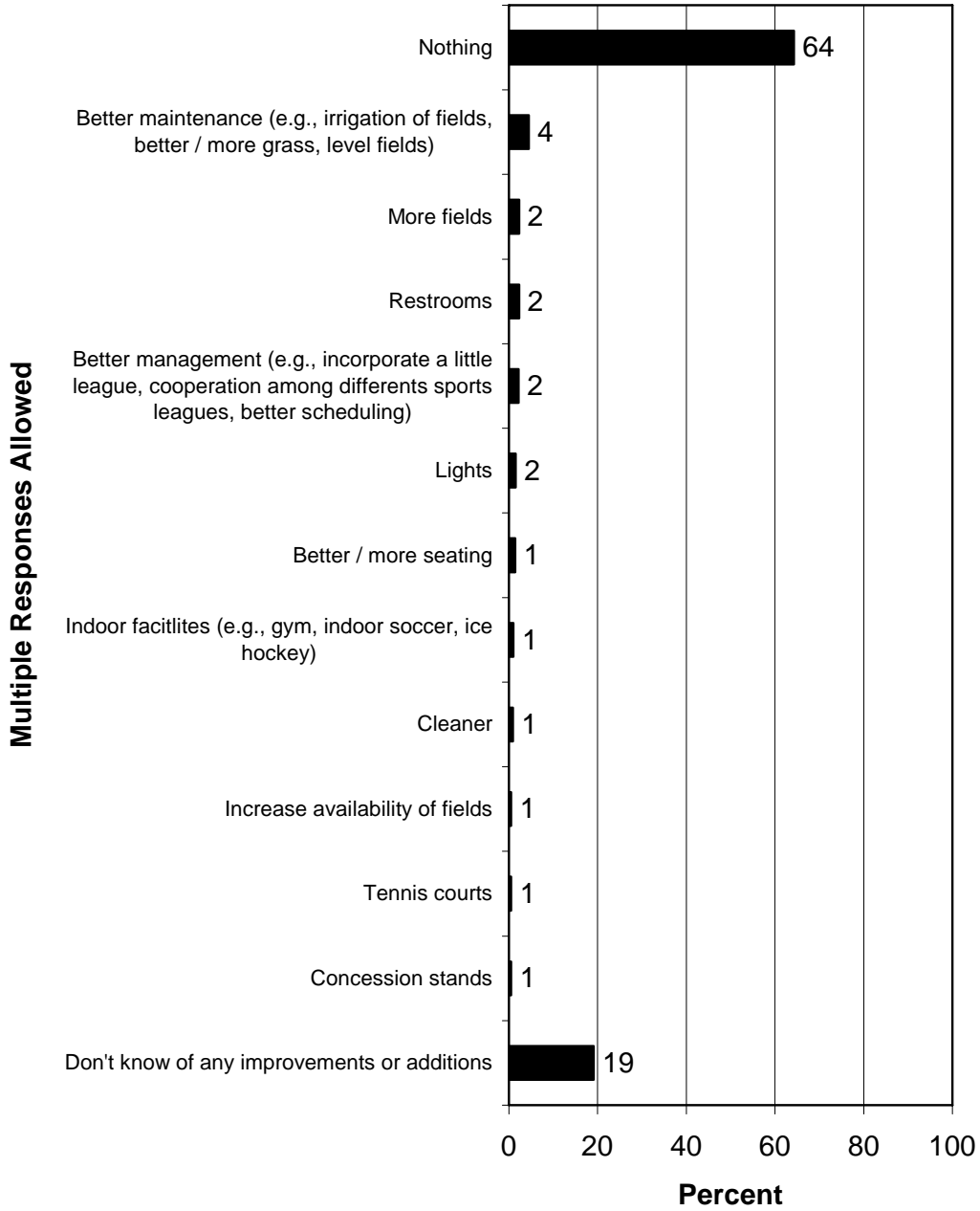
**Q75. Not including school-related sporting events, how would you rate the quality of the scheduling of sporting and recreation events on sports and ball fields in the Evergreen District? (Asked of those who personally used or whose children used any sports or ball fields in the Evergreen District in the past 2 years.)**



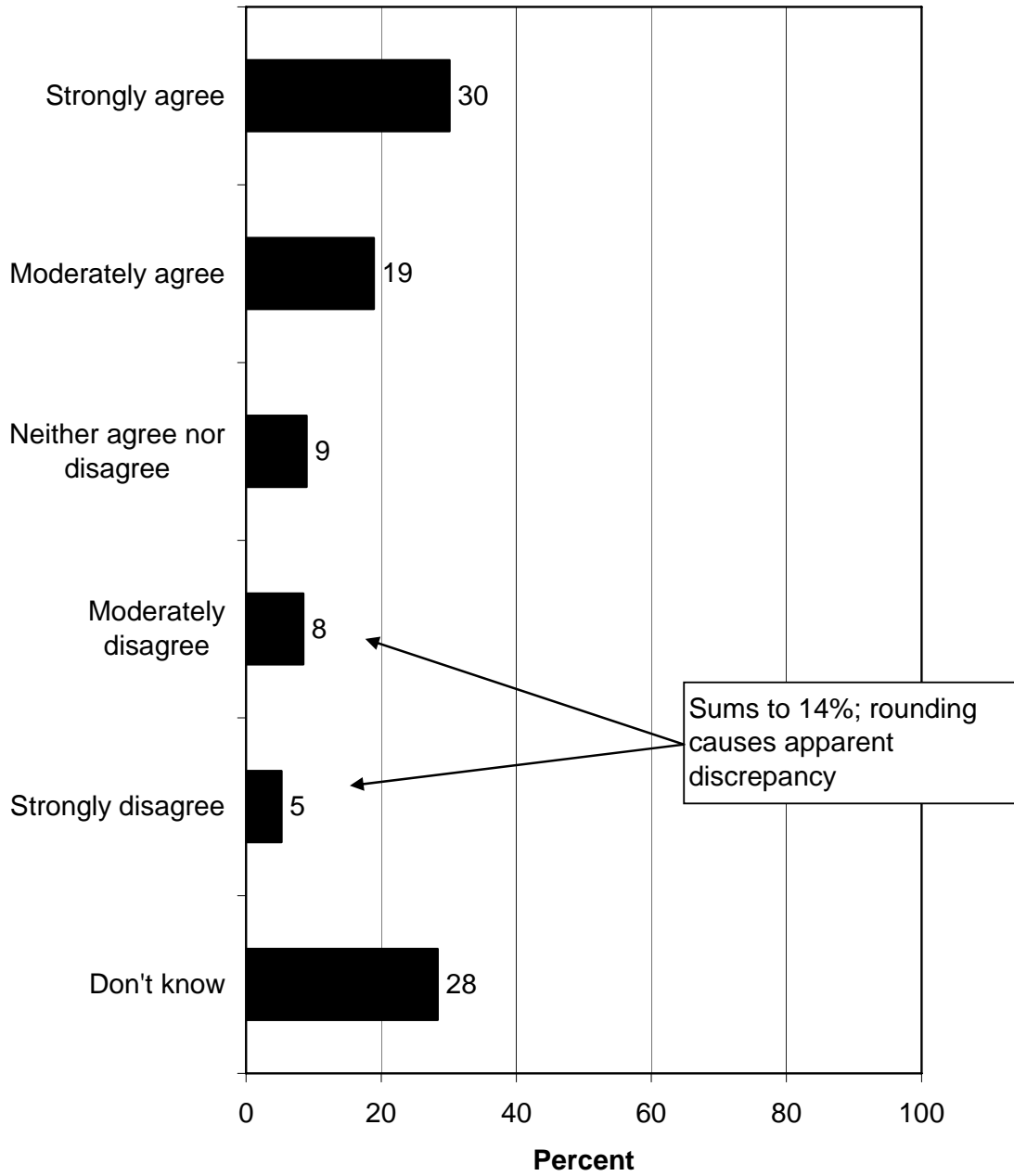
**Q76. Which of the following statements best describes how you feel about the availability of sports and ball fields in the District? (Asked of those who personally used or whose children used any sports or ball fields in the Evergreen District in the past 2 years.)**



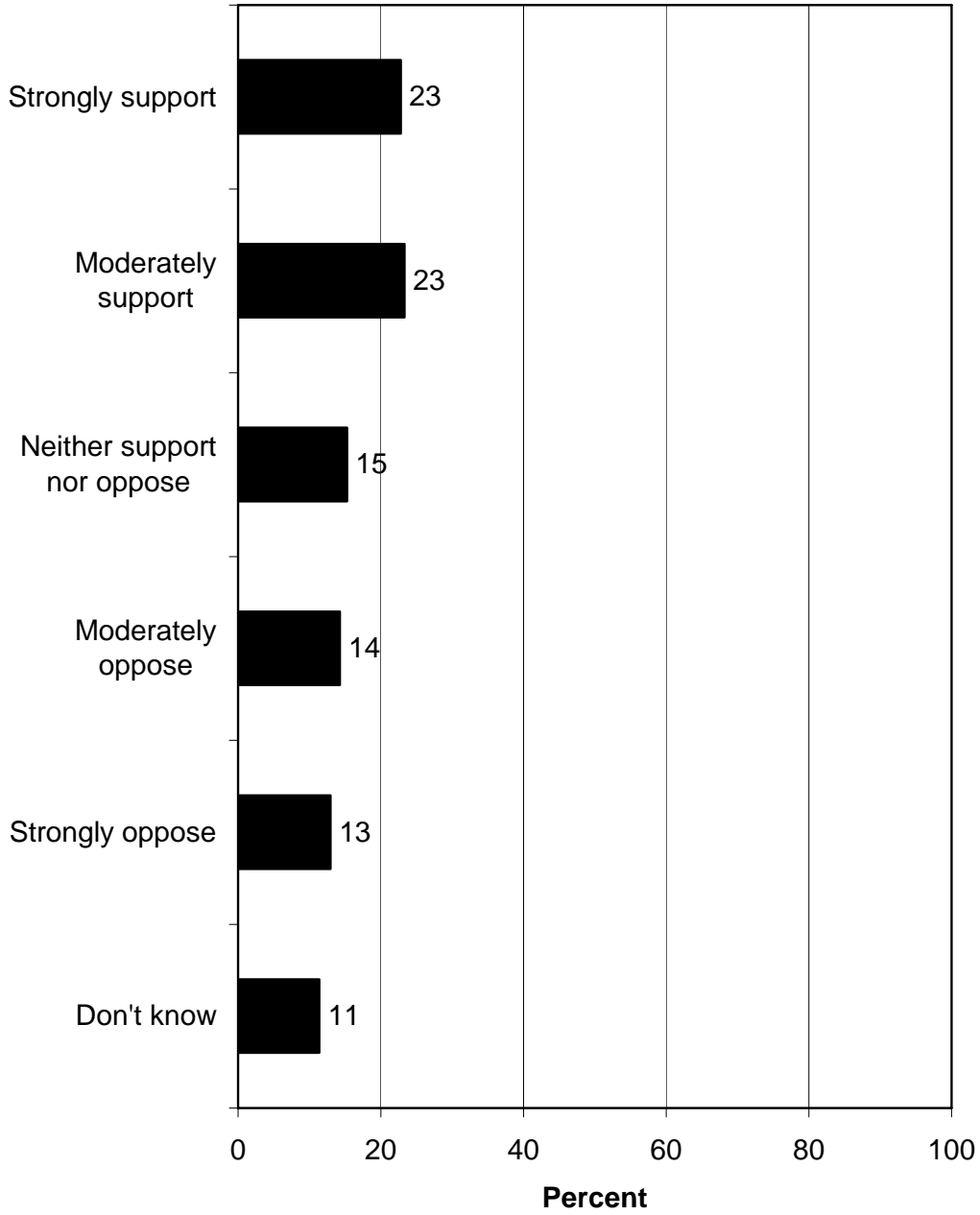
### Q77/Q78. What improvements or additions would you like to see to sports and ball fields in the Evergreen District?



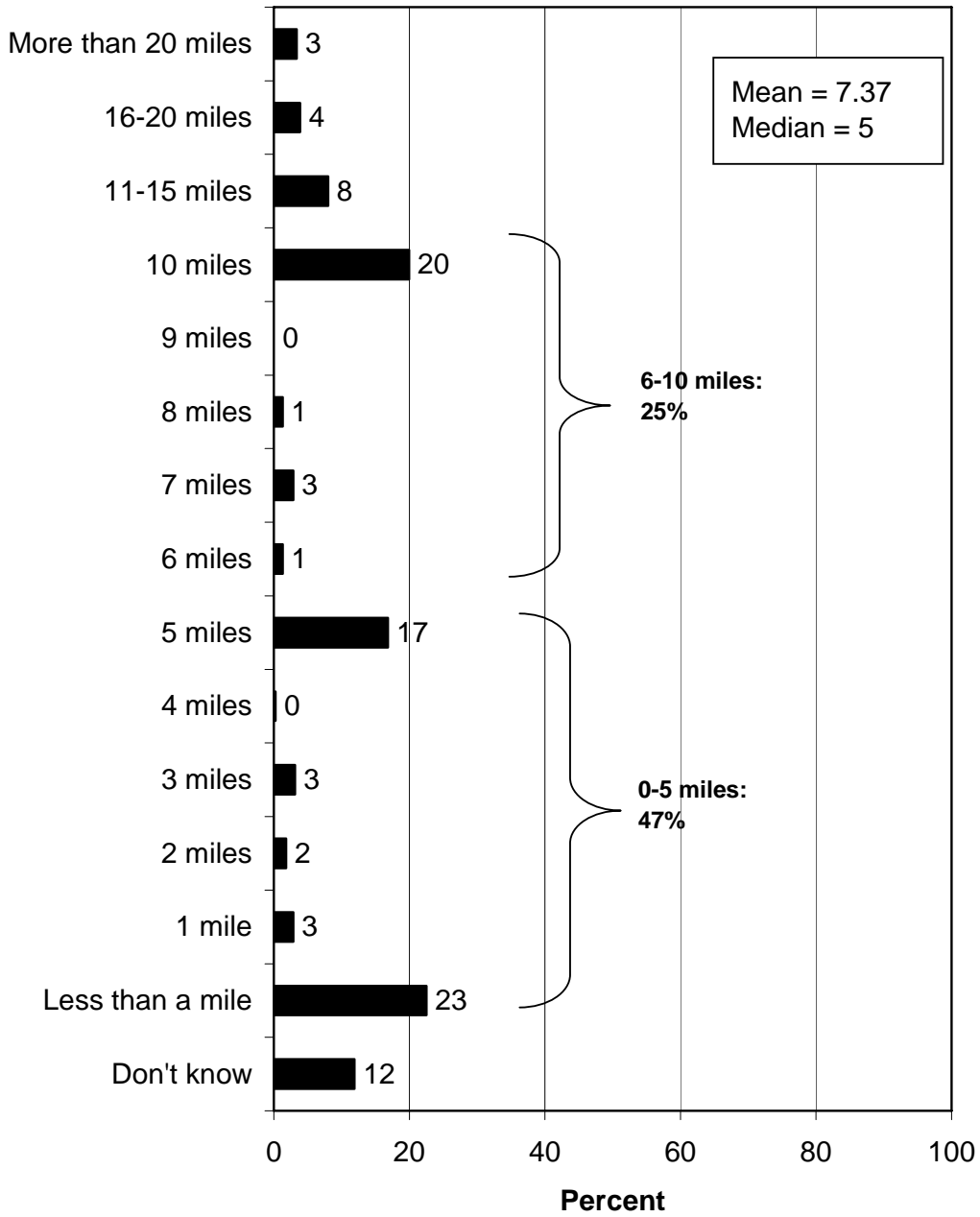
**Q80. Do you agree or disagree that there are enough sports and ball fields in the Evergreen District?**



**Q81. Would you support or oppose creating new sports and ball fields in the Evergreen District?**



**Q82. How far, in miles, are you willing to travel, one-way, to use a sport or ball field in the Evergreen District?**





## **SUMMARY OF RESULTS PERTAINING TO PROGRAMS OF THE EVERGREEN DISTRICT**

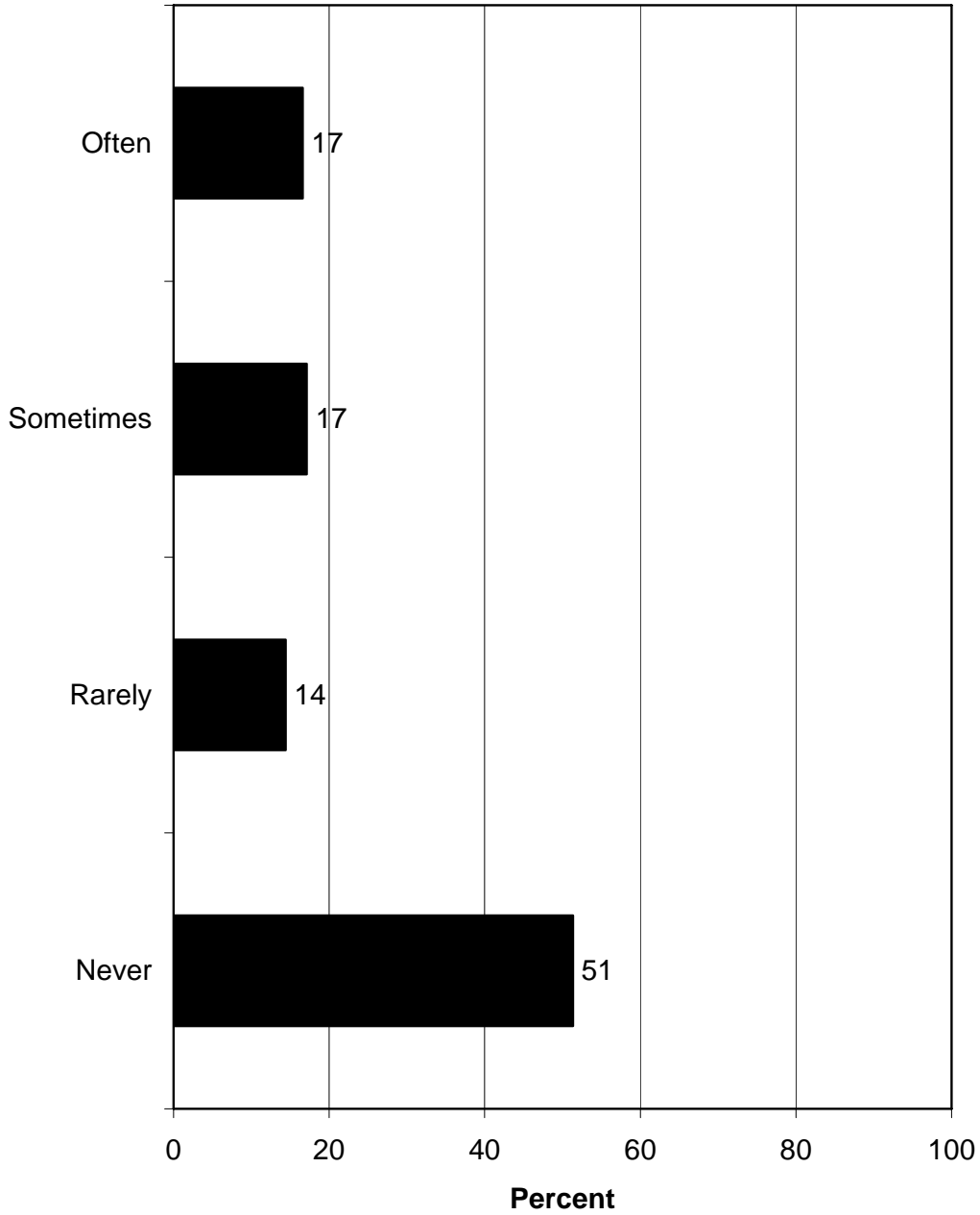
- The results in this section have already been reported as part of other sections. This section shows the results of all the questions about *recreation and athletic programs* and includes graphs of individual questions, even if the graphs were already presented elsewhere.
  
- About a third of residents (34%) participated in a recreation or athletic program in the Evergreen District *often* or *sometimes* in the past 2 years.
  - The nonparametric analysis found that the following responses are correlated with **often or sometimes participating** in recreation and athletic programs offered by the District personally in the past 2 years:
    - Is very or somewhat satisfied with the District's services ( $p \leq 0.001$ ).
    - Is very or somewhat satisfied with the interactions he/she had with District staff over the past 2 years, including by phone or email, that his/her recreation needs are being met by the District, with the services that the District provides to the community, with the District's Program Guide, and with the overall communications to the community from the District (all at  $p \leq 0.001$  significance).
    - Is very familiar with at least one of the District's sports or ball fields, very familiar with at least one of the District trails, and very familiar with at least one of the District parks (all at  $p \leq 0.001$  significance).
    - Often or sometimes used the recreation and event centers managed by the District, used sports or ball fields in the Evergreen District, used trails in the Evergreen District, and used parks in the Evergreen District in the past 2 years (all at  $p \leq 0.001$  significance).
    - The children in his/her household often or sometimes participated in recreation and athletic programs offered by the District ( $p \leq 0.001$ ), used the recreation and event centers managed by the District ( $p \leq 0.001$ ), and used sports or ball fields in the Evergreen District ( $p \leq 0.01$ ) in the past 2 years.
    - Rated the variety of the recreation and athletic programs offered by the District as excellent or good ( $p \leq 0.001$ ), but rated the maintenance of sports and ball fields ( $p \leq 0.001$ ) and the quality of sports and ball fields ( $p \leq 0.05$ ) in the Evergreen District as fair or poor.
    - Strongly or moderately agrees that there are enough recreation and event centers ( $p \leq 0.001$ ), parks ( $p \leq 0.001$ ), trails ( $p \leq 0.001$ ), amenities at parks ( $p \leq 0.01$ ), and sports and ball fields ( $p \leq 0.05$ ) in the Evergreen District.
    - Strongly or moderately supports creating additional trails ( $p \leq 0.01$ ) and adding improvements or amenities to the existing recreation and event centers ( $p \leq 0.01$ ) in the Evergreen District.
    - Is willing to travel, one-way, more than the median of 5 miles to use a sport or ball field in the Evergreen District ( $p \leq 0.05$ ).
    - Is very or somewhat aware of at least one partnership that the District currently has with a user group or non-profit group ( $p \leq 0.001$ ).

- Strongly or moderately supports higher fees for non-residents than for residents for recreational services ( $p \leq 0.05$ ) and a Bond measure in the community to secure funding for the District's activities, facilities, operations, or maintenance ( $p \leq 0.05$ ).
- Strongly or moderately agrees that the District has the right amount of undeveloped open space regarding development of recreation facilities in the Evergreen District ( $p \leq 0.01$ ).
- Has visited the District's website ( $p \leq 0.001$ ).
- Education level is Bachelor's or higher degree ( $p \leq 0.05$ ).
- The nonparametric analysis found that the following responses are correlated with **rarely or never participating** in recreation and athletic programs offered by the District personally in the past 2 years:
  - Cannot name a park managed by the District ( $p \leq 0.05$ ).
  - Is not at all familiar with any of the District trails ( $p \leq 0.001$ ) or parks ( $p \leq 0.001$ ).
  - Rarely or never used a recreation and event center managed by the District, used sports or ball fields in the Evergreen District, used trails in the Evergreen District, or used parks in the Evergreen District in the past 2 years (all at  $p \leq 0.001$  significance).
  - The children in his/her household rarely or never participated in recreation and athletic programs offered by the District ( $p \leq 0.001$ ), used a recreation and event center managed by the District ( $p \leq 0.001$ ), or used sports or ball fields in the Evergreen District ( $p \leq 0.01$ ) in the past 2 years.
  - Rated the variety of the recreation and athletic programs offered by the District ( $p \leq 0.01$ ) as fair or poor, but rated the maintenance of sports and ball fields in the Evergreen District ( $p \leq 0.05$ ) as excellent or good.
  - Moderately or strongly disagrees that there are enough parks in the Evergreen District ( $p \leq 0.05$ ).
  - Is willing to travel, one-way, the median of 5 miles or less to use a sport or ball field in the Evergreen District ( $p \leq 0.05$ ).
  - Is not at all aware of any partnerships that the District currently has with any user groups or non-profit groups ( $p \leq 0.001$ ).
  - Moderately or strongly disagrees that the District has the right amount of undeveloped open space regarding development of recreation facilities in the Evergreen District ( $p \leq 0.05$ ).
  - Has not visited the District's website ( $p \leq 0.001$ ).
  - Education level is no higher than Associate's or Trade School degree ( $p \leq 0.05$ ).
  - Is male ( $p \leq 0.05$ ).

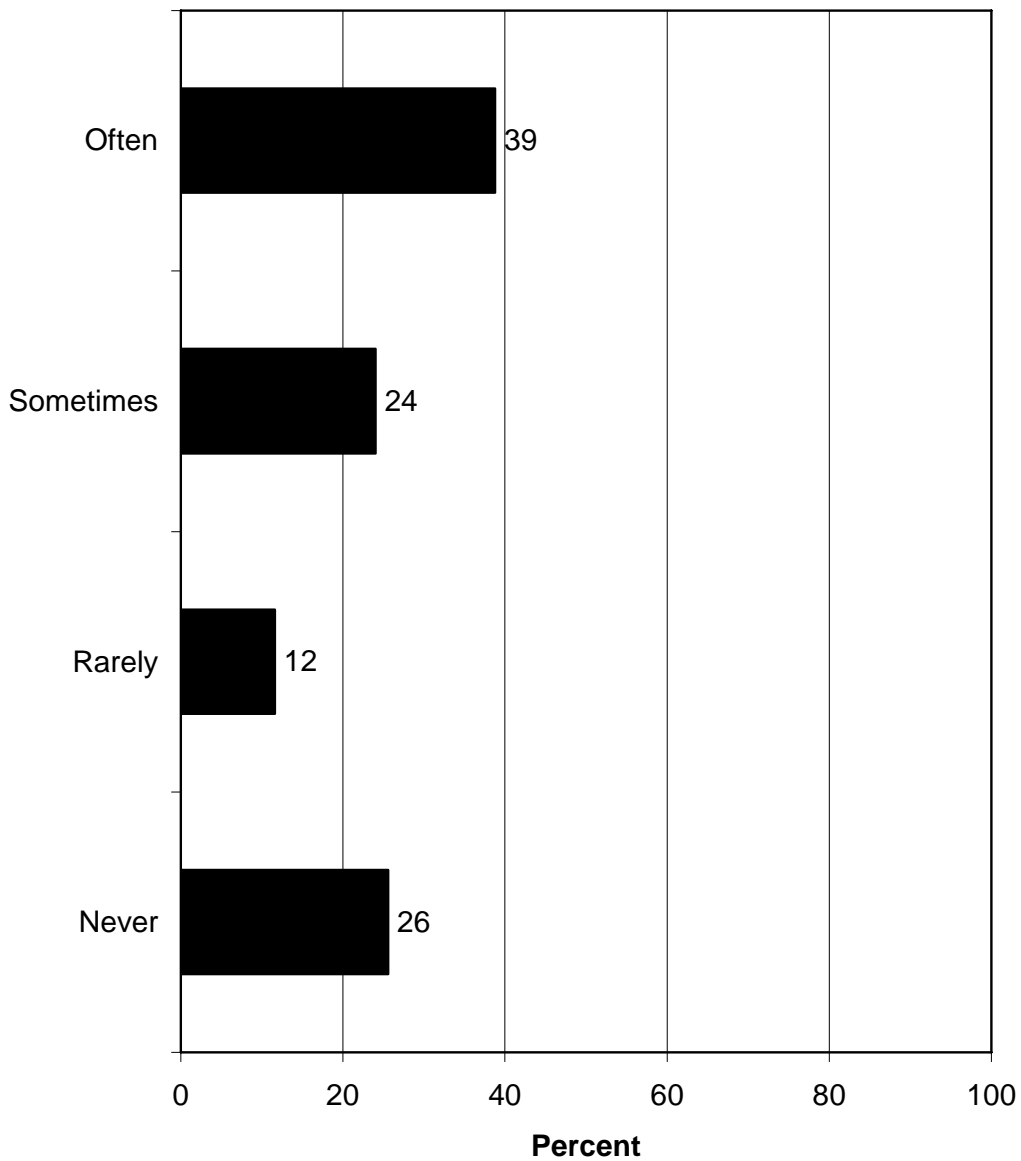
- A majority of residents with children (63%) indicated that children in their household participated in a recreation or athletic program in the Evergreen District *often* or *sometimes* in the past 2 years.
  - The nonparametric analysis found that the following responses are correlated with the children in his/her household **often or sometimes participating** in recreation and athletic programs offered by the District in the past 2 years:
    - Is very or somewhat satisfied with the District's services ( $p \leq 0.001$ ).
    - Is very or somewhat satisfied with the services that the District provides to the community ( $p \leq 0.05$ ) and with the interactions he/she has had with District staff over the past 2 years, including by phone or email ( $p \leq 0.05$ ).
    - Is very ( $p \leq 0.001$ ) familiar with at least one of the District's sports or ball fields and very ( $p \leq 0.001$ ) familiar with at least one of the District parks.
    - Often or sometimes participated in recreation and athletic programs offered by the District ( $p \leq 0.001$ ), used the recreation and event centers managed by the District ( $p \leq 0.001$ ), used sports or ball fields in the Evergreen District ( $p \leq 0.001$ ), used trails in the Evergreen District ( $p \leq 0.05$ ), and used parks in the Evergreen District ( $p \leq 0.05$ ) in the past 2 years.
    - The children in his/her household often or sometimes used the recreation and event centers managed by the District, used sports or ball fields in the Evergreen District, used parks in the Evergreen District, and used trails in the Evergreen District in the past 2 years (all at  $p \leq 0.001$  or greater significance).
    - Rated the variety of the recreation and athletic programs offered by the District ( $p \leq 0.05$ ) and the quality of the recreation and athletic programs offered by the District ( $p \leq 0.05$ ) as excellent or good, but rated the quality of sports and ball fields in the Evergreen District ( $p \leq 0.05$ ) as fair or poor.
    - Strongly or moderately agree that there are enough recreation and event centers ( $p \leq 0.01$ ) and parks ( $p \leq 0.05$ ) in the Evergreen District, but moderately or strongly disagree that there are enough sports and ball fields ( $p \leq 0.05$ ) in the Evergreen District.
    - Strongly or moderately supports creating new sports and ball fields ( $p \leq 0.01$ ), creating additional trails ( $p \leq 0.05$ ), and adding improvements or amenities to the existing recreation and event centers ( $p \leq 0.05$ ) in the Evergreen District.
    - Moderately or strongly disagree that the District should be conducting projects that typically are handled by county and municipal governments in general ( $p \leq 0.05$ ).
    - Has visited the District's website ( $p \leq 0.05$ ).
    - Is between ages 35-64 ( $p \leq 0.01$ ).
    - Household income is \$100,000 or more ( $p \leq 0.05$ ).
  - The nonparametric analysis found that the following responses are correlated with the children in his/her household **rarely or never participating** in recreation and athletic programs offered by the District in the past 2 years:
    - Is somewhat ( $p \leq 0.01$ ) familiar with at least one of the District parks, but are not at all familiar with any of the District trails ( $p \leq 0.05$ ).
    - Rarely or never participated in recreation and athletic programs offered by the District ( $p \leq 0.001$ ), used a recreation and event center managed by the District ( $p \leq 0.001$ ),

- used sports or ball fields in the Evergreen District ( $p \leq 0.001$ ), or used trails in the Evergreen District ( $p \leq 0.01$ ) in the past 2 years.
- The children in his/her household rarely or never used a recreation and event center managed by the District, used sports or ball fields in the Evergreen District, used parks in the Evergreen District, or used trails in the Evergreen District in the past 2 years (all at  $p \leq 0.001$  or greater significance).
  - Rated the variety of the recreation and athletic programs offered by the District ( $p \leq 0.05$ ) as fair or poor.
  - Moderately or strongly opposes creating additional trails ( $p \leq 0.05$ ) in the Evergreen District.
  - Moderately or strongly opposes having the District partner with user groups or non-profit groups to help provide recreational opportunities ( $p \leq 0.05$ ).
  - Strongly or moderately agree that the District should be conducting projects that typically are handled by county and municipal governments in general ( $p \leq 0.01$ ).
  - Has not visited the District's website ( $p \leq 0.05$ ).
  - Is between ages 18-34 ( $p \leq 0.01$ ).
- Combining the results above, 44% of residents participated in, or children in their household participated in, a recreation or athletic program in the Evergreen District *often* or *sometimes* in the past 2 years.
- A large majority of participants in a District recreation or athletic program are satisfied (90%) with the programs; 5% are dissatisfied.
- Participants in recreation or athletic programs in the Evergreen District give positive ratings to their quality: 86% rate them excellent or good.
- Participants in recreation or athletic programs give positive ratings to the variety of programs offered: 84% rate the variety of the programs as excellent or good.
- A graph shows the results regarding any additional programs that residents would like to see offered.

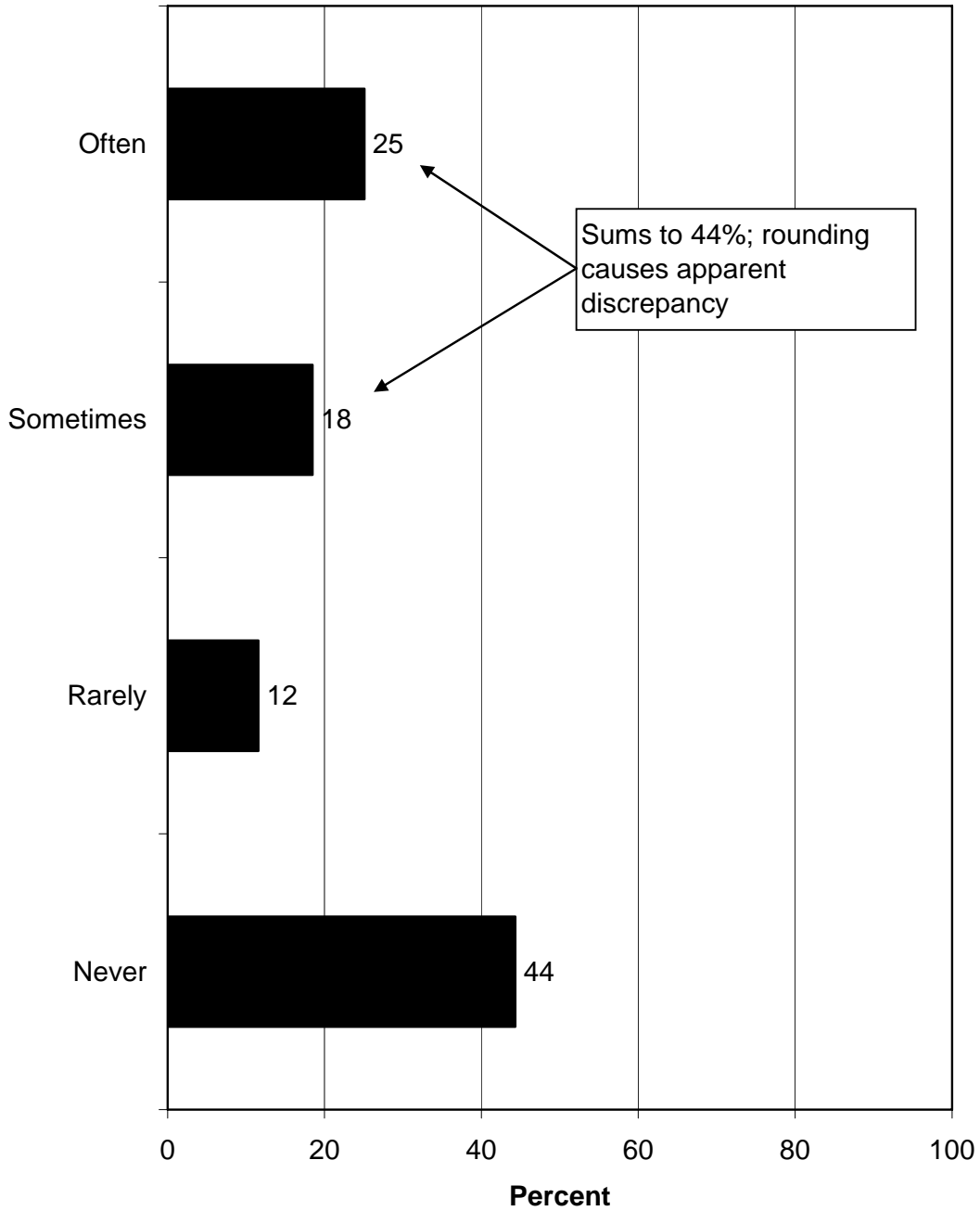
**Q86. How frequently have you personally participated in recreation and athletic programs offered by the District in the past 2 years?**



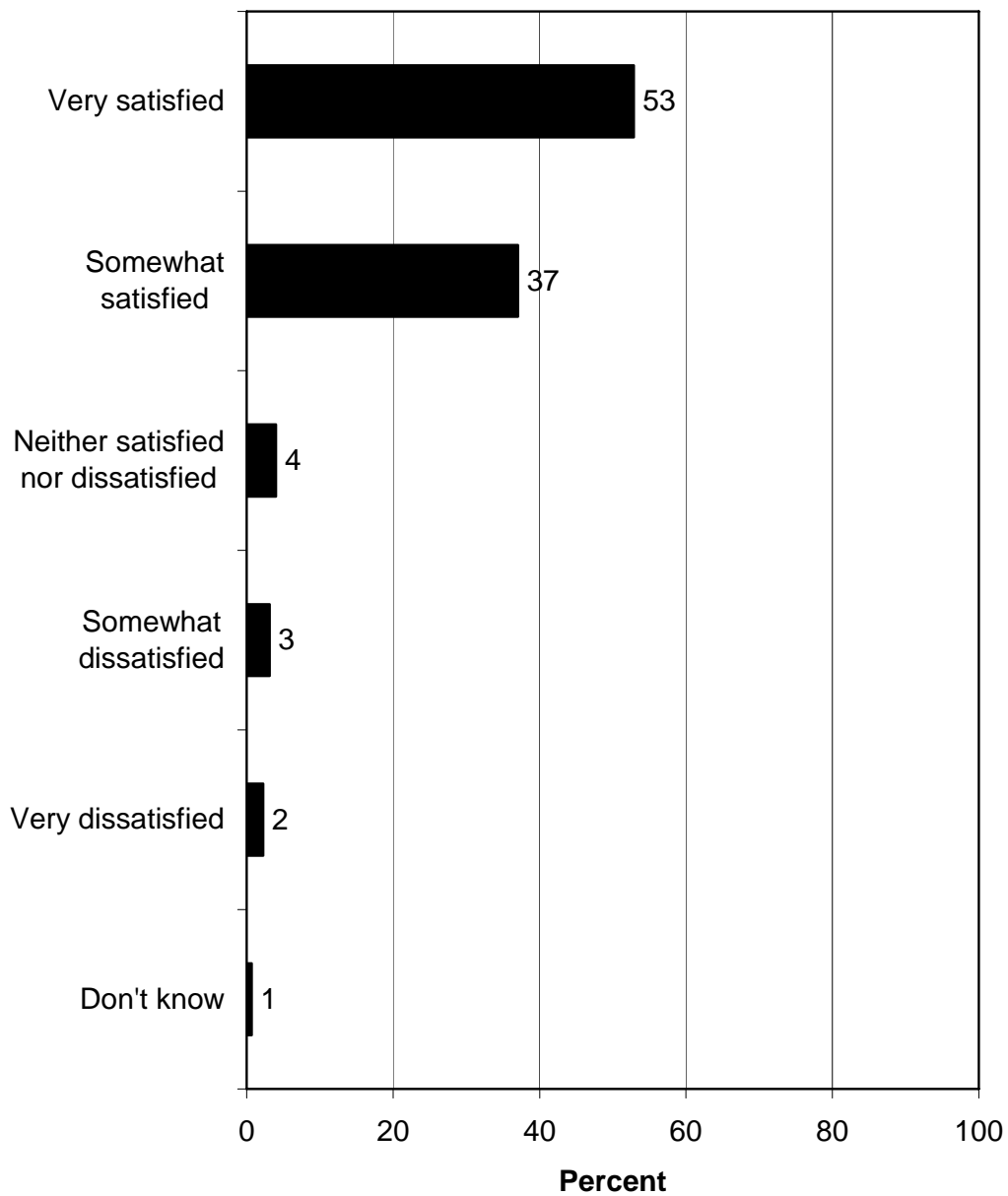
**Q87. Can you please tell me how frequently children in your household used any recreation and athletic programs in the past 2 years? (Asked of those who have children 17 years old or younger living in their household or have children that regularly stay in the household in their care.)**



**Q86/Q87. How frequently did you or children in your household participate in any recreation and athletic programs offered by the District in the past 2 years?**

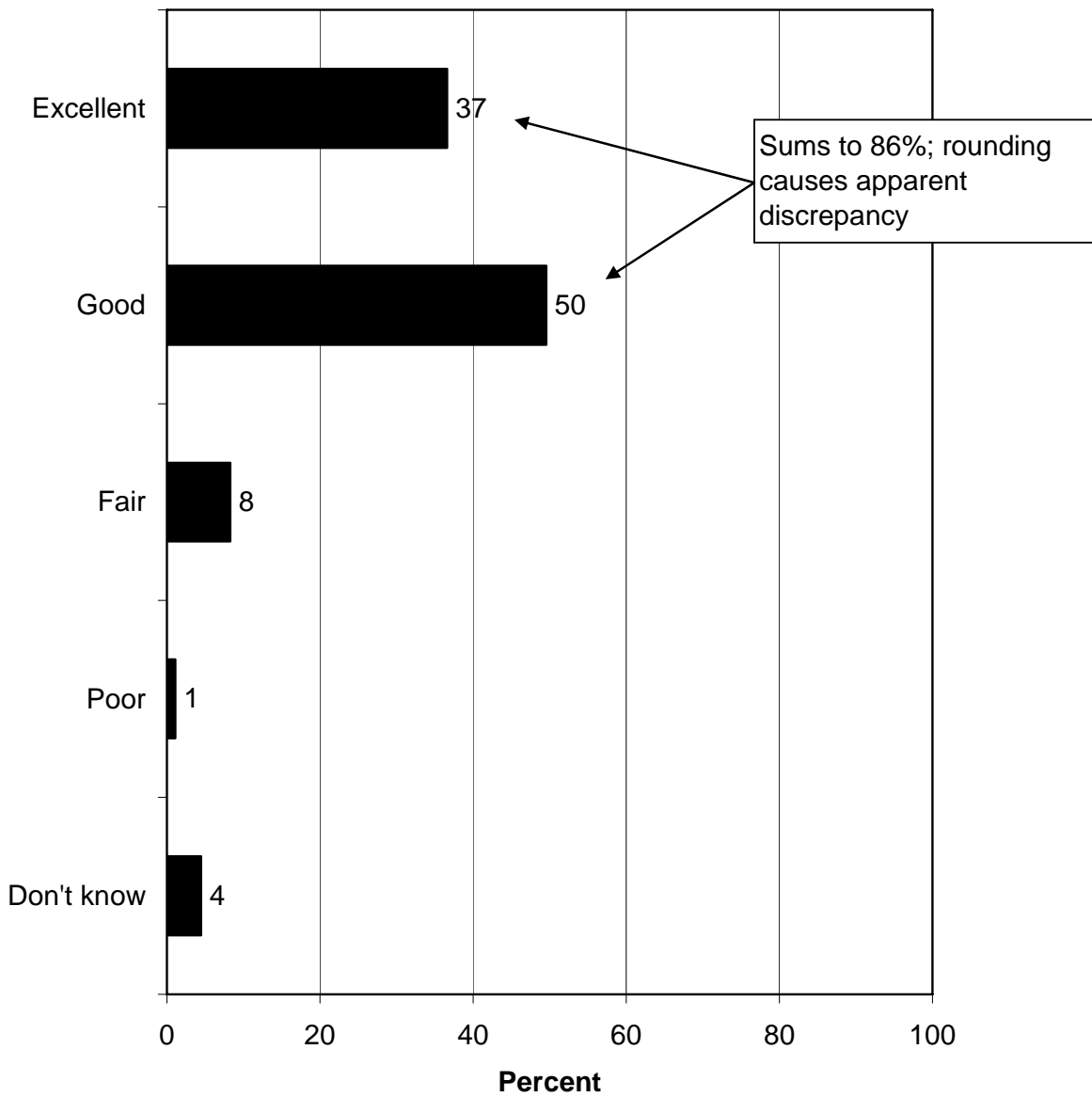


**Q88. Overall, how satisfied or dissatisfied are you with the recreation and athletic programs offered by the District? (Asked of those who personally used or whose children used any recreation and athletic programs in the Evergreen District in the past 2 years.)**

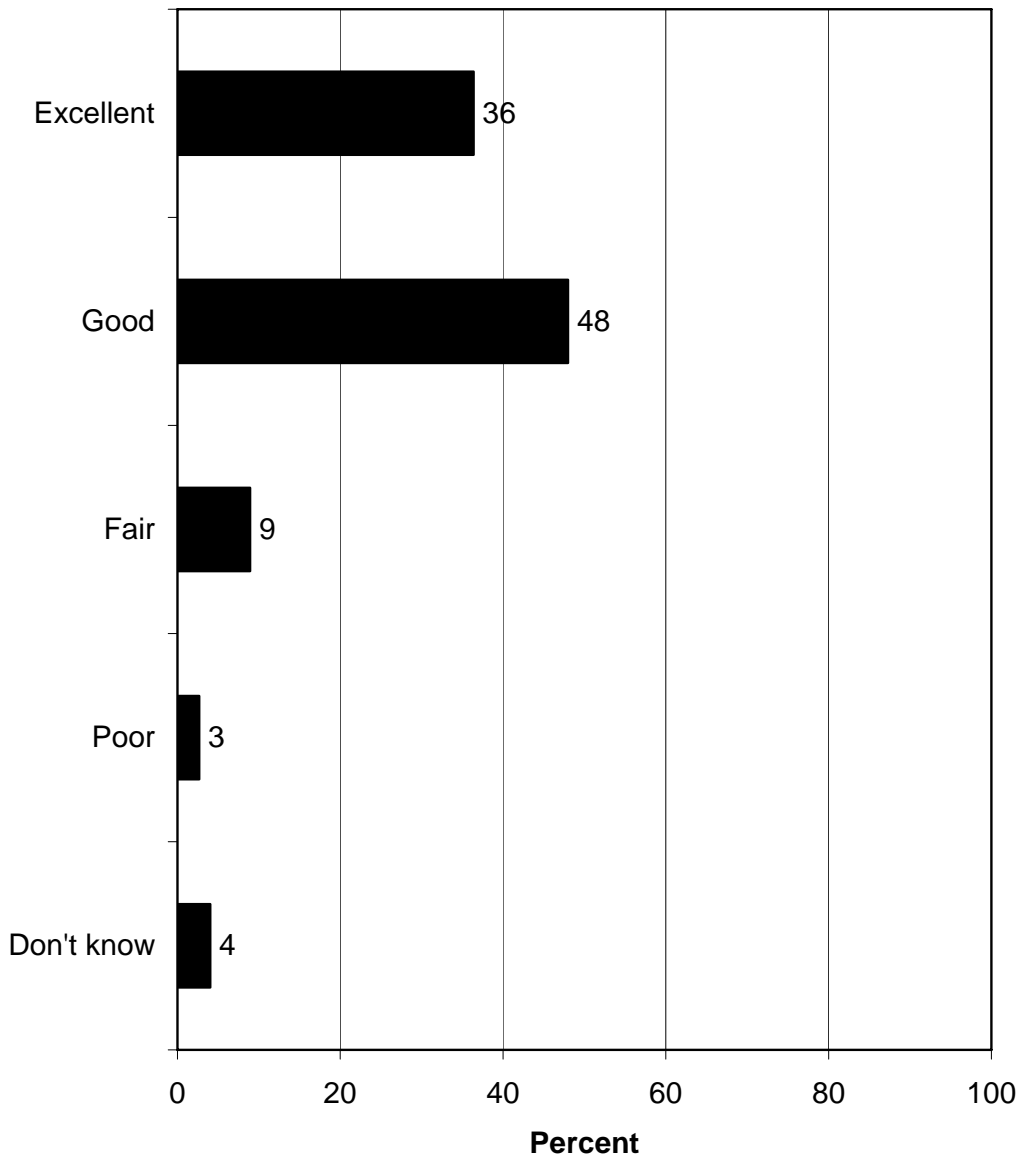




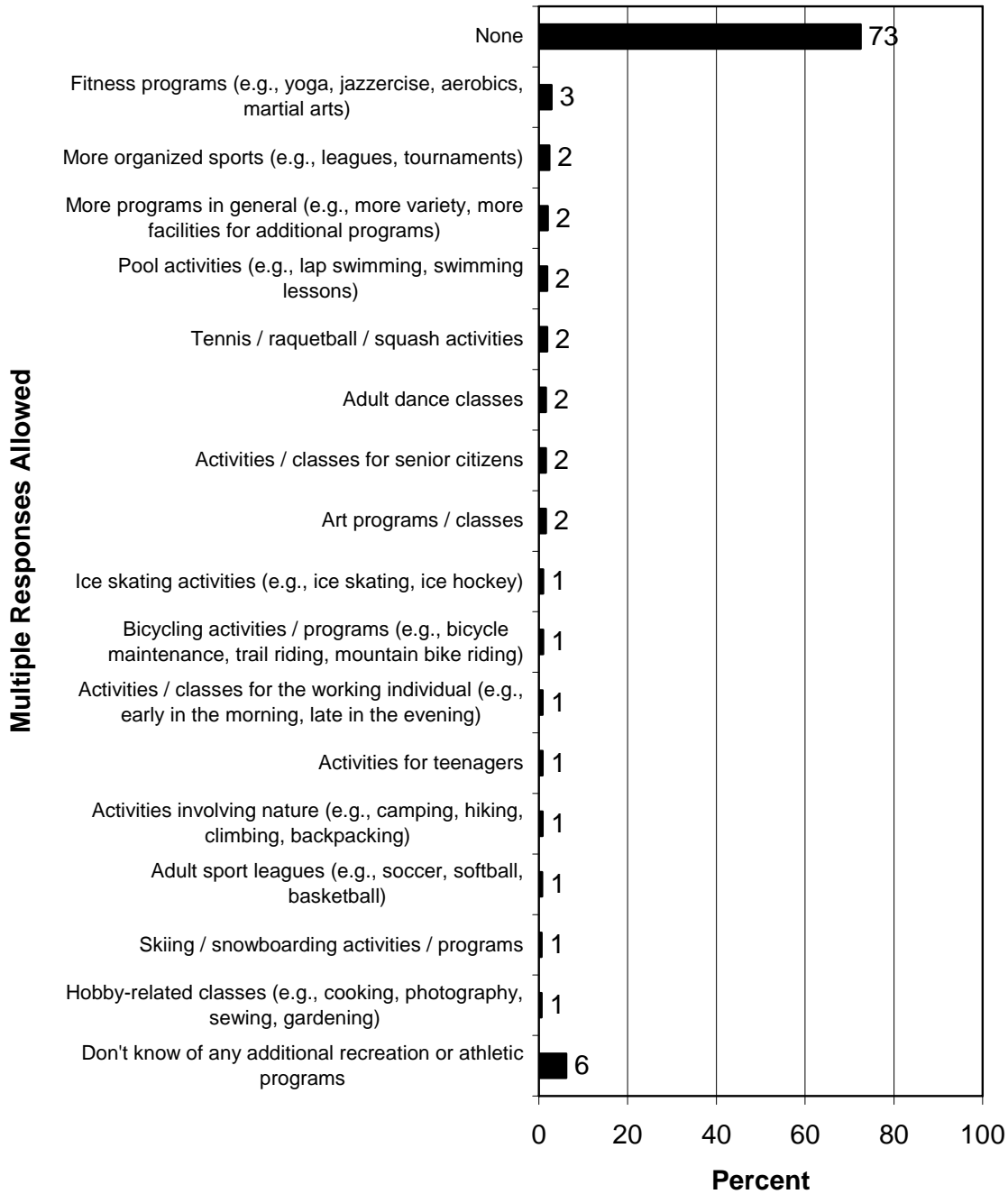
**Q89. How would you rate the quality of the recreation and athletic programs offered by the District? (Asked of those who personally used or whose children used any recreation and athletic programs in the Evergreen District in the past 2 years.)**



**Q90. How would you rate the variety of the recreation and athletic programs offered by the District? (Asked of those who personally used or whose children used any recreation and athletic programs in the Evergreen District in the past 2 years.)**



### Q91/Q92. What additional recreation and athletic programs you would like to see offered by the District?



## DEMOGRAPHIC DATA

- The demographic information regarding the sample is tabulated on the following page.
- The nonparametric analysis results for gender, age, length of residency, having children in the household, education levels, and income are tabulated. The nonparametric analysis did not include an ethnicity variable because the non-white groups were too small for meaningful results.
- The sample matched within an acceptable tolerance the actual demographic characteristics of representative census tracts that are wholly inside the Evergreen District (these census tracts wholly in the Evergreen District serving as a proxy for the entire District). Because the sample was within acceptable tolerances, the data were not weighted. Had the researchers attempted to weight the data, they would *not* have had exact data on the Evergreen District available to use as a basis for weighting because the District boundaries cross census tract boundaries, thereby making it impossible to establish an exact demographic makeup of the Evergreen District itself from available census data.
  - As a further test on whether the data needed to be weighted or not, a sampling of questions had their data weighted by age and gender, using the age and gender proportions of the census tracts that are wholly inside the Evergreen District as a proxy for the entire District. The weighted data and the unweighted data are nearly identical, demonstrating that no bias is caused by any potential differences regarding age/gender between the survey sample and the actual population. Three representative bias test graphs are shown after the nonparametric analysis tabulations. The graphs show an overall satisfaction question, a participation question, and an opinion question.

<b>Demographic Variable</b>	<b>Demographic Characteristics</b>	<b>Comments</b>
Gender	Male: 43% Female: 57%	
Length of Residency	Mean length of residency: 17.28 years	
Ethnicity	White/Caucasian: 88% Hispanic or Latino: 2% Native American: 1% East Asian: 1% Don't know: 1% Refused: 8%	
Children in Household	32% of residents have children living in their household or have children who regularly stay in their care in the household (such as shared-custody arrangements)	
Education Level	Not a high school graduate: 0% High school graduate or equivalent: 8% Some college or trade school, but no degree: 11% Associate's degree or trade school degree: 6% Bachelor's degree, but no higher degree: 37% Master's, doctorate, or professional degree: 34% Don't know: 1% Refused: 3%	71% of respondents have at least a Bachelor's degree, with or without a higher degree
Income	\$120,000 or more: 22% \$100,000 to \$119,999: 10% \$80,000 to \$99,999: 12% \$60,000 to \$79,999: 10% \$40,000 to \$59,999: 10% \$20,000 to \$39,999: 6% Under \$20,000: 3% Don't know: 2% Refused: 24%	32% of residents indicate that they have a pre-tax household income of \$100,000 or more
Age	Mean age: 54.03 years*	Only residents 18 years old or older were surveyed; therefore, the mean age will be higher than census data that include all residents.

The following tabulations show the results of the nonparametric analysis on gender. The first tabulation shows the responses that are positively correlated to males. Each row below the header shows a characteristic which males are more likely to have than females. For example, the first data row for “Is male” indicates that males are more likely than are females to be *not at all aware of any partnerships*. The second tabulation shows the correlations to females. A full explanation of how to interpret the nonparametric analysis tables is in the Introduction and Methodology section of this report on page 10.

<b>Is male</b>
Is not at all aware of any partnerships that the District currently has with any user groups or non-profit groups ( $p \leq 0.01$ )
Strongly or moderately agrees that there are enough sports and ball fields in the Evergreen District ( $p \leq 0.01$ )
Moderately or strongly opposes having the District subsidize users of District services and facilities ( $p \leq 0.01$ )
Strongly or moderately supports building new recreation and event centers in the Evergreen District ( $p \leq 0.01$ )
Knowing that the fees paid by District users actually cover less than half of the total cost of providing recreational activities, thinks the current fees that the District charges are somewhat or very unreasonable ( $p \leq 0.05$ )
Household income is \$100,000 or more ( $p \leq 0.05$ )
Is willing to travel, one-way, less than the median of 10 miles to use a park in the Evergreen District ( $p \leq 0.05$ )
The children in his/her household rarely or never used parks in the Evergreen District in the past 2 years ( $p \leq 0.05$ )
Indicated knowing a little or nothing at all about the Evergreen Park and Recreation District ( $p \leq 0.05$ )
Rarely or never participated in recreation and athletic programs offered by the District in the past 2 years ( $p \leq 0.05$ )
INSIGNIFICANT AND NEGATIVE CORRELATIONS OMITTED

<b>Is female</b>
Moderately or strongly opposes building new recreation and event centers in the Evergreen District ( $p \leq 0.001$ )
Is very or somewhat aware of at least one partnership that the District currently has with a user group or non-profit group ( $p \leq 0.01$ )
Moderately or strongly disagrees that there are enough amenities at parks in the Evergreen District ( $p \leq 0.05$ )
Has had some major or minor problems with sports or ball field availability in the District ( $p \leq 0.05$ )
Is willing to travel, one-way, the median of 10 miles or more to use a park in the Evergreen District ( $p \leq 0.05$ )
The children in his/her household often or sometimes used parks in the Evergreen District in the past 2 years ( $p \leq 0.05$ )
Rated the quality of the three recreation and event centers managed by the District as fair or poor ( $p \leq 0.05$ )
Moderately or strongly opposes creating additional trails in the Evergreen District ( $p \leq 0.05$ )
INSIGNIFICANT AND NEGATIVE CORRELATIONS OMITTED

The following tabulations show the results of the nonparametric analysis on length of time living in the Evergreen District. The first tabulation shows the responses that are positively correlated to those who have lived in the Evergreen District for less than the median number of years. Each row below the header shows a characteristic which these shorter-term residents are more likely to have than are longer-term residents. For example, the first data row for “Has lived in the Evergreen District for less than the median of 15 years” indicates that those residents are more likely than are longer-term residents to be *have a household income of \$100,000 or more*. The second tabulation of this pair shows the correlations to having lived the median or more years in the Evergreen District. A full explanation of how to interpret the nonparametric analysis tables is in the Introduction and Methodology section of this report on page 10.

<b>Has lived in the Evergreen District for less than the median of 15 years</b>
Household income is \$100,000 or more ( $p \leq 0.001$ )
Rated the quality of sports and ball fields in the Evergreen District as fair or poor ( $p \leq 0.001$ )
Rated the maintenance of sports and ball fields in the Evergreen District as fair or poor ( $p \leq 0.01$ )
Is willing to travel, one-way, the median of 10 miles or more to use a park in the Evergreen District ( $p \leq 0.01$ )
Is very or somewhat satisfied with the three recreation and event centers managed by the District ( $p \leq 0.01$ )
Is willing to travel, one-way, the median of 10 miles or more to get to a trail in the Evergreen District ( $p \leq 0.01$ )
Strongly or moderately supports building new recreation and event centers in the Evergreen District ( $p \leq 0.01$ )
Has visited the District’s website ( $p \leq 0.01$ )
Indicated knowing a little or nothing at all about the Evergreen Park and Recreation District ( $p \leq 0.01$ )
Is willing to travel, one-way, more than the median of 8 miles to use a recreation and event center in the Evergreen District ( $p \leq 0.05$ )
Strongly or moderately supports having the District partner with user groups or non-profit groups to help provide recreational opportunities ( $p \leq 0.05$ )
Strongly or moderately supports creating additional trails in the Evergreen District ( $p \leq 0.05$ )
Strongly or moderately supports higher fees overall for improved maintenance of District facilities ( $p \leq 0.05$ )
Education level is Bachelor’s or higher degree ( $p \leq 0.05$ )
Strongly or moderately agrees that the District has the right amount of undeveloped open space regarding development of recreation facilities in the Evergreen District ( $p \leq 0.05$ )
Cannot name a park managed by the District ( $p \leq 0.05$ )
Strongly or moderately agrees that there are enough trails in the Evergreen District ( $p \leq 0.05$ )
INSIGNIFICANT AND NEGATIVE CORRELATIONS OMITTED

<b>Has lived in the Evergreen District for the median of 15 years or more</b>
Has children 17 years old or younger living in his/her household or who regularly stay in the household in his/her care ( $p \leq 0.001$ )
Moderately or strongly opposes building new recreation and event centers in the Evergreen District ( $p \leq 0.001$ )
Moderately or strongly disagrees that there are enough trails in the Evergreen District ( $p \leq 0.001$ )
Moderately or strongly disagrees that the District has the right amount of undeveloped open space regarding development of recreation facilities in the Evergreen District ( $p \leq 0.001$ )
Rated the quality of sports and ball fields in the Evergreen District as excellent or good ( $p \leq 0.01$ )
Is willing to travel, one-way, less than the median of 10 miles to use a park in the Evergreen District ( $p \leq 0.01$ )
Moderately or strongly opposes building new parks in the Evergreen District ( $p \leq 0.01$ )
Moderately or strongly opposes a Bond measure in the community to secure funding for the District's activities, facilities, operations, or maintenance ( $p \leq 0.01$ )
Moderately or strongly opposes having the District subsidize users of District services and facilities ( $p \leq 0.01$ )
Moderately or strongly opposes creating new sports and ball fields in the Evergreen District ( $p \leq 0.01$ )
Has not visited the District's website ( $p \leq 0.01$ )
Rated the maintenance of sports and ball fields in the Evergreen District as excellent or good ( $p \leq 0.01$ )
Knowing that the fees paid by District users actually cover less than half of the total cost of providing recreational activities, thinks the current fees that the District charges are very or somewhat reasonable ( $p \leq 0.01$ )
Indicated knowing a great deal or a moderate amount about the Evergreen Park and Recreation District ( $p \leq 0.01$ )
Household income is less than \$100,000 ( $p \leq 0.01$ )
Is willing to travel, one-way, less than the median of 10 miles to get to a trail in the Evergreen District ( $p \leq 0.01$ )
Is willing to travel, one-way, the median of 8 miles or less to use a recreation and event center in the Evergreen District ( $p \leq 0.05$ )
Gave a letter grade of a C to the District overall ( $p \leq 0.05$ )
Is not at all familiar with any of the District's sports or ball fields ( $p \leq 0.05$ )
Can name at least one park managed by the District ( $p \leq 0.05$ )
Has at least one type of recreation or facility that the District does not currently offer that he/she would like to see offered ( $p \leq 0.05$ )
Is somewhat or very dissatisfied with the District's services ( $p \leq 0.05$ )
Moderately or strongly opposes creating additional trails in the Evergreen District ( $p \leq 0.05$ )
Is somewhat familiar with at least one of the District parks ( $p \leq 0.05$ )
INSIGNIFICANT AND NEGATIVE CORRELATIONS OMITTED



The following tabulations show the results of the nonparametric analysis on having or not having children in the household. The first tabulation shows the responses that are positively correlated to those with children. Each row below the header shows a characteristic which those with children are more likely to have than are those without children. For example, the first data row for “Has children” indicates that those with children are more likely than are those without children to be *have lived in the Evergreen District for the median or more years*. The second tabulation in this pair shows the correlations to not having children in the household. A full explanation of how to interpret the nonparametric analysis tables is in the Introduction and Methodology section of this report on page 10.

<b>Has children 17 years old or younger living in his/her household or who regularly stay in the household in his/her care</b>
Has lived in the Evergreen District for the median of 15 years or more ( $p \leq 0.001$ )
Has not visited the District’s website ( $p \leq 0.001$ )
Rarely or never used sports or ball fields in the Evergreen District in the past 2 years ( $p \leq 0.001$ )
Has not paid any fees to the District in the past 2 years ( $p \leq 0.001$ )
Rarely or never used parks in the Evergreen District in the past 2 years ( $p \leq 0.001$ )
Rarely or never used a recreation and event center managed by the District personally in the past 2 years ( $p \leq 0.001$ )
Is willing to travel, one-way, median of 5 miles or less to use a sport or ball field in Evergreen District ( $p \leq 0.001$ )
Is not at all familiar with any of the District parks ( $p \leq 0.001$ )
Is willing to travel, one-way, the median of 8 miles or less to use a recreation and event center in the Evergreen District ( $p \leq 0.001$ )
Cannot name a park managed by the District ( $p \leq 0.001$ )
Rarely or never used trails in the Evergreen District in the past 2 years ( $p \leq 0.001$ )
Indicated knowing a little or nothing at all about the Evergreen Park and Recreation District ( $p \leq 0.01$ )
Moderately or strongly disagrees that the District has the right amount of undeveloped open space regarding development of recreation facilities in the Evergreen District ( $p \leq 0.01$ )
Moderately or strongly opposes dedicating a set amount of property taxes to secure funding for the District’s activities and facilities ( $p \leq 0.01$ )
Moderately or strongly disagrees that the District should be conducting projects that typically are handled by county and municipal governments if the county and municipal governments cannot ( $p \leq 0.01$ )
Moderately or strongly opposes adding improvements or amenities to the existing recreation and event centers in the Evergreen District ( $p \leq 0.01$ )
Is willing to travel, one-way, less than the median of 10 miles to use a park in the Evergreen District ( $p \leq 0.01$ )
Moderately or strongly opposes a Bond measure in the community to secure funding for the District’s activities, facilities, operations, or maintenance ( $p \leq 0.05$ )
Moderately or strongly opposes having the District partner with user groups or non-profit groups to help provide recreational opportunities ( $p \leq 0.05$ )
Strongly or moderately supports higher fees for non-residents than for residents for recreational services ( $p \leq 0.05$ )
Moderately or strongly opposes having the District subsidize users of District services and facilities ( $p \leq 0.05$ )
Is not at all familiar with any of the District trails ( $p \leq 0.05$ )
Does not have any types of recreation or facilities that the District does not currently offer that he/she would like to see offered ( $p \leq 0.05$ )
Moderately or strongly opposes creating new sports and ball fields in the Evergreen District ( $p \leq 0.05$ )
Moderately or strongly opposes creating additional trails in the Evergreen District ( $p \leq 0.05$ )
Is not at all aware of any partnerships that the District currently has with any user groups or non-profit groups ( $p \leq 0.05$ )
Household income is less than \$100,000 ( $p \leq 0.05$ )
INSIGNIFICANT AND NEGATIVE CORRELATIONS OMITTED

<b>Does not have any children 17 years old or younger living in his/her household or who regularly stay in the household in his/her care</b>
Is somewhat or very dissatisfied with the services that the District provides to the community ( $p \leq 0.001$ )
Is somewhat or very dissatisfied that his/her recreation needs are being met by the District ( $p \leq 0.001$ )
Moderately or strongly disagrees that there are enough recreation and event centers in the Evergreen District ( $p \leq 0.01$ )
Moderately or strongly disagrees with the following statement: The District spends its money fairly throughout the entire District ( $p \leq 0.05$ )
INSIGNIFICANT AND NEGATIVE CORRELATIONS OMITTED

The following tabulations show the results of the nonparametric analysis on education level. The first tabulation shows the responses that are positively correlated to those in the lower education bracket. The second tabulation in this pair shows the correlations to those in the higher education bracket. A full explanation of how to interpret the nonparametric analysis tables is in the Introduction and Methodology section of this report on page 10.

<b>Education level is no higher than Associate's or Trade School degree</b>
Household income is less than \$100,000 ( $p \leq 0.001$ )
Rarely or never used trails in the Evergreen District in the past 2 years ( $p \leq 0.001$ )
Is between ages 18-34 ( $p \leq 0.001$ )
Is not at all familiar with any of the District trails ( $p \leq 0.001$ )
Is not at all familiar with any of the District parks ( $p \leq 0.001$ )
Has not paid any fees to the District in the past 2 years ( $p \leq 0.001$ )
Has not visited the District's website ( $p \leq 0.001$ )
Rarely or never used parks in the Evergreen District in the past 2 years ( $p \leq 0.001$ )
Moderately or strongly opposes dedicating a set amount of property taxes to secure funding for the District's activities and facilities ( $p \leq 0.01$ )
Rarely or never used a recreation and event center managed by the District personally in the past 2 years ( $p \leq 0.01$ )
Indicated knowing a little or nothing at all about the Evergreen Park and Recreation District ( $p \leq 0.01$ )
Rated the quality of the scheduling of sporting and recreation events, not including school-related sporting events, on sports and ball fields in the Evergreen District as excellent or good ( $p \leq 0.01$ )
Is not at all aware of any partnerships that the District currently has with any user groups or non-profit groups ( $p \leq 0.01$ )
Thinks that the fees paid by District users cover the median of 50% or more of the costs of running the District's facilities and programs ( $p \leq 0.01$ )
Cannot name a park managed by the District ( $p < 0.01$ )
Strongly or moderately agrees that preserving the park lands in the Evergreen District means that nothing should be built on the park lands, including recreational facilities ( $p \leq 0.01$ )
Moderately or strongly disagrees that the District should be making shared-use arrangements ( $p \leq 0.05$ )
Rarely or never participated in recreation and athletic programs offered by the District in the past 2 years ( $p \leq 0.05$ )
Moderately or strongly opposes creating additional trails in the Evergreen District ( $p \leq 0.05$ )
Strongly or moderately agrees that the District should be conducting projects that typically are handled by county and municipal governments ( $p \leq 0.05$ )
INSIGNIFICANT AND NEGATIVE CORRELATIONS OMITTED

<b>Education level is Bachelor's or higher degree</b>
Household income is \$100,000 or more ( $p \leq 0.001$ )
Often or sometimes used trails in the Evergreen District in the past 2 years ( $p \leq 0.001$ )
Has paid fees to the District in the past 2 years ( $p \leq 0.001$ )
Has visited the District's website ( $p \leq 0.001$ )
Often or sometimes used the three recreation and event centers managed by the District personally in the past 2 years ( $p \leq 0.001$ )
Is very familiar with at least one of the District trails ( $p \leq 0.001$ )
Often or sometimes used parks in the Evergreen District in the past 2 years ( $p \leq 0.001$ )
Is very or somewhat satisfied with the interactions he/she had with District staff over the past 2 years, including by phone or email ( $p \leq 0.001$ )
Indicated knowing a great deal or a moderate amount about the Evergreen Park and Recreation District ( $p \leq 0.01$ )
Can name at least one park managed by the District ( $p \leq 0.01$ )
Strongly or moderately supports creating additional trails in the Evergreen District ( $p \leq 0.01$ )
Is between ages 35-64 ( $p \leq 0.01$ )
Is very or somewhat aware of at least one partnership that the District currently has with a user group or non-profit group ( $p \leq 0.01$ )
Is very familiar with at least one of the District parks ( $p \leq 0.01$ )
Strongly or moderately agrees that the District should be making shared-use arrangements ( $p \leq 0.01$ )
Moderately or strongly disagrees that there are enough sports and ball fields in the Evergreen District ( $p \leq 0.01$ )
Thinks the current fees that the District charges are very or somewhat reasonable ( $p \leq 0.01$ )
Moderately or strongly disagrees that the District should be conducting projects that typically are handled by county and municipal governments ( $p \leq 0.01$ )
Strongly or moderately supports dedicating a set amount of property taxes to secure funding for the District's activities and facilities ( $p \leq 0.05$ )
Is very or somewhat satisfied with the District's website ( $p \leq 0.05$ )
Has at least one type of recreation or facility that the District does not currently offer that he/she would like to see offered ( $p \leq 0.05$ )
Thinks that the fees paid by District users cover less than the median of 50% of the costs of running the District's facilities and programs ( $p \leq 0.05$ )
Moderately or strongly disagrees that preserving the park lands in the Evergreen District means that nothing should be built on the park lands, including recreational facilities ( $p \leq 0.05$ )
Is somewhat or very dissatisfied that his/her recreation needs are being met by the District ( $p \leq 0.05$ )
Has lived in the Evergreen District for less than the median of 15 years ( $p \leq 0.05$ )
Often or sometimes participated in recreation and athletic programs offered by the District in the past 2 years ( $p \leq 0.05$ )
Is very familiar with at least one of the District's sports or ball fields ( $p \leq 0.05$ )
INSIGNIFICANT AND NEGATIVE CORRELATIONS OMITTED

The following tabulations show the results of the nonparametric analysis on income. The first tabulation shows the responses that are positively correlated to having a household income of less than \$100,000. The second tabulation in this pair shows the correlations to having a household income of \$100,000 or more. A full explanation of how to interpret the nonparametric analysis tables is in the Introduction and Methodology section of this report on page 10.

<b>Household income is less than \$100,000</b>
Education level is no higher than Associate's or Trade School degree ( $p \leq 0.001$ )
Is between ages 18-34 ( $p \leq 0.001$ )
Moderately or strongly opposes higher fees for non-residents than for residents for recreational services ( $p \leq 0.001$ )
Strongly or moderately agrees that the District should be conducting projects that typically are handled by county and municipal governments ( $p \leq 0.01$ )
Is willing to travel, one-way, the median of 10 miles or more to use a park in the Evergreen District ( $p \leq 0.01$ )
Has lived in the Evergreen District for the median of 15 years or more ( $p \leq 0.01$ )
Strongly or moderately supports having the District subsidize users of District services and facilities ( $p \leq 0.01$ )
Is somewhat or very dissatisfied with the three recreation and event centers managed by the District ( $p \leq 0.05$ )
Is willing to travel, one-way, the median of 10 miles or more to get to a trail in the Evergreen District ( $p \leq 0.05$ )
Is age 65 or above ( $p \leq 0.05$ )
Is somewhat or very dissatisfied with the trails in the Evergreen District ( $p \leq 0.05$ )
Strongly or moderately supports building new recreation and event centers in the Evergreen District ( $p \leq 0.05$ )
Rated the quality of the amenities at parks in the Evergreen District as excellent or good ( $p \leq 0.05$ )
Has not paid any fees to the District in the past 2 years ( $p \leq 0.05$ )
Has not visited the District's website ( $p \leq 0.05$ )
Has children 17 years old or younger living in his/her household or who regularly stay in the household in his/her care ( $p \leq 0.05$ )
INSIGNIFICANT AND NEGATIVE CORRELATIONS OMITTED

<b>Household income is \$100,000 or more</b>
Education level is Bachelor's or higher degree ( $p \leq 0.001$ )
Is between ages 35-64 ( $p \leq 0.001$ )
Has lived in the Evergreen District for less than the median of 15 years ( $p \leq 0.001$ )
Has visited the District's website ( $p \leq 0.001$ )
Moderately or strongly disagrees that preserving the park lands in the Evergreen District means that nothing should be built on the park lands, including recreational facilities ( $p \leq 0.01$ )
Moderately or strongly disagrees that there are enough sports and ball fields in the Evergreen District ( $p \leq 0.01$ )
Thinks the current fees that the District charges are very or somewhat reasonable ( $p \leq 0.01$ )
Is very familiar with at least one of the District's sports or ball fields ( $p \leq 0.01$ )
Is very or somewhat satisfied that his/her recreation needs are being met by the District ( $p \leq 0.01$ )
Often or sometimes used the three recreation and event centers managed by the District personally in the past 2 years ( $p \leq 0.01$ )
Can name at least one park managed by the District ( $p \leq 0.01$ )
Has paid fees to the District in the past 2 years ( $p \leq 0.05$ )
The children in his/her household often or sometimes used sports or ball fields in the Evergreen District in the past 2 years ( $p \leq 0.05$ )
Moderately or strongly disagrees that the District should be conducting projects that typically are handled by county and municipal governments ( $p \leq 0.05$ )
Moderately or strongly disagrees with the following statement: One region of the Evergreen District is given preferential treatment over other regions ( $p \leq 0.05$ )
Is very or somewhat satisfied with the District's Program Guide ( $p \leq 0.05$ )
Strongly or moderately agrees that the District should be making shared-use arrangements ( $p \leq 0.05$ )
Is very familiar with at least one of the District trails ( $p \leq 0.05$ )
The children in his/her household often or sometimes used the three recreation and event centers managed by the District in the past 2 years ( $p \leq 0.05$ )
Strongly or moderately supports higher fees overall for improved maintenance of District facilities ( $p \leq 0.05$ )
Is male ( $p \leq 0.05$ )
Is very or somewhat satisfied with the trails in the Evergreen District ( $p \leq 0.05$ )
The children in his/her household often or sometimes participated in recreation and athletic programs offered by the District in the past 2 years ( $p \leq 0.05$ )
Is very or somewhat aware of at least one partnership that the District currently has with a user group or non-profit group ( $p \leq 0.05$ )
Strongly or moderately supports a Bond measure in the community to secure funding for the District's activities, facilities, operations, or maintenance ( $p \leq 0.05$ )
Often or sometimes used trails in the Evergreen District in the past 2 years ( $p \leq 0.05$ )
Is very or somewhat satisfied with the interactions he/she had with District staff over the past 2 years, including by phone or email ( $p \leq 0.05$ )
Is willing to travel, one-way, the median of 10 miles or more to get to a trail in the Evergreen District ( $p \leq 0.05$ )
Strongly or moderately supports creating additional trails in the Evergreen District ( $p \leq 0.05$ )
<b>INSIGNIFICANT AND NEGATIVE CORRELATIONS OMITTED</b>

The following tabulations show the results of the nonparametric analysis on age. The first tabulation shows the responses that are positively correlated to the 18 to 34 year-old age bracket. Each row below the header shows a characteristic which those in the younger age bracket are more likely to have than those *not* in that age bracket (in this case, the 35 to 64 year-old age bracket and the 65 and older age bracket; there are three brackets for this variable, whereas the previous demographic variables had only two brackets or categories). For example, the first data row for “Is between ages 18-34” indicates that these younger respondents are more likely than are those not in that age bracket to *have a household income of less than \$100,000*. The second tabulation of this trio shows the correlations to being from 35 to 64 years old. That tabulation would examine those in that age bracket versus those *not* in that age bracket, which would be those from 18 to 34 years old and those 65 years old and older. The third tabulation shows the correlations to being 65 years old or older. A full explanation of how to interpret the nonparametric analysis tables is in the Introduction and Methodology section of this report on page 10.

<b>Is between ages 18-34</b>
Household income is less than \$100,000 (p < 0.001)
Has lived in the Evergreen District for less than the median of 15 years (p < 0.001)
Education level is no higher than Associate’s or Trade School degree (p < 0.001)
Strongly or moderately agrees that there are enough sports and ball fields in the Evergreen District (p < 0.01)
Strongly or moderately supports adding improvements or amenities to the existing recreation and event centers in the Evergreen District (p ≤ 0.01)
The children in his/her household rarely or never used the three recreation and event centers managed by the District in the past 2 years (p ≤ 0.01)
Moderately or strongly opposes higher fees for non-residents than for residents for recreational services (p ≤ 0.01)
Is willing to travel, 1-way, the median of 10 miles or more to use a park in the Evergreen District (p ≤ 0.01)
Is willing to travel, 1-way, more than median (8 miles) to use recreation/event center in Evergreen District (p ≤ 0.01)
The children in his/her household rarely or never participated in recreation and athletic programs offered by the District in the past 2 years (p < 0.01)
Strongly or moderately supports building new recreation and event centers in the Evergreen District (p ≤ 0.01)
Strongly or moderately supports creating new sports and ball fields in the Evergreen District (p ≤ 0.05)
Strongly or moderately supports having the District partner with user groups or non-profit groups to help provide recreational opportunities (p < 0.05)
Indicated knowing a little or nothing at all about the Evergreen Park and Recreation District (p < 0.05)
Is willing to travel, one-way, the median of 10 miles or more to get to a trail in the Evergreen District (p < 0.05)
Is willing to travel, one-way, more than median of 5 miles to use a sport or ball field in Evergreen District (p ≤ 0.05)
Strongly or moderately agrees that the District should be conducting projects that typically are handled by county and municipal governments (p ≤ 0.05)
Children in his/her household rarely or never used sports or ball fields in Evergreen District in past 2 years (p < 0.05)
Strongly or moderately supports a Bond measure in the community to secure funding for the District’s activities, facilities, operations, or maintenance (p < 0.05)
Strongly or moderately supports building new parks in the Evergreen District (p ≤ 0.05)
Is not at all familiar with any of the District trails (p ≤ 0.05)
Strongly or moderately agrees that preserving the park lands in the Evergreen District means that nothing should be built on the park lands, including recreational facilities (p < 0.05)
Strongly or moderately agrees that there are enough amenities at parks in the Evergreen District (p < 0.05)
Rated the quality of the amenities at parks in the Evergreen District as excellent or good (p < 0.05)
INSIGNIFICANT AND NEGATIVE CORRELATIONS OMITTED

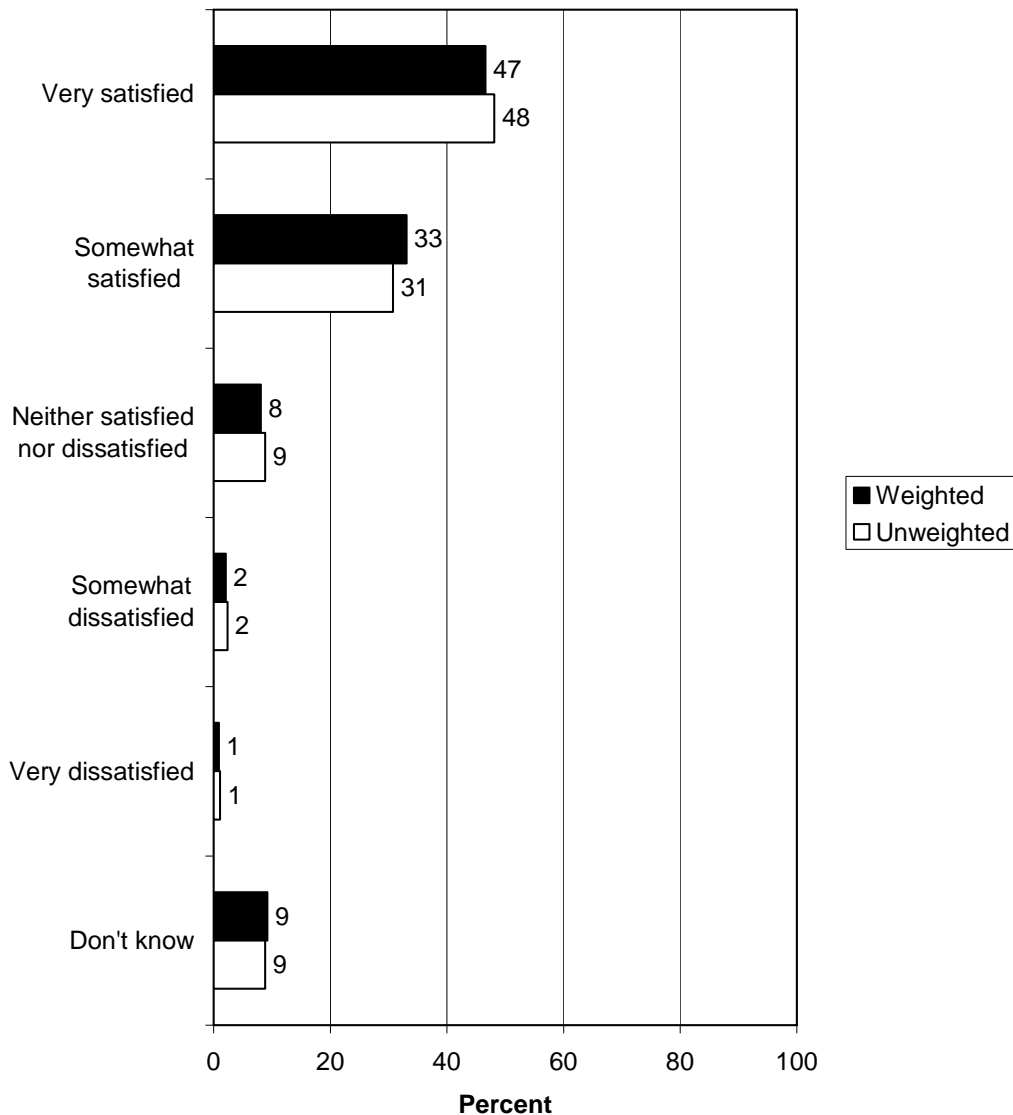
<b>Is between ages 35-64</b>
Household income is \$100,000 or more ( $p \leq 0.001$ )
Has paid fees to the District in the past 2 years ( $p \leq 0.001$ )
Often or sometimes used trails in the Evergreen District in the past 2 years ( $p \leq 0.001$ )
Has lived in the Evergreen District for less than the median of 15 years ( $p \leq 0.001$ )
Is very familiar with at least one of the District trails ( $p \leq 0.001$ )
Has visited the District's website ( $p \leq 0.001$ )
Has had some major or minor problems with sports or ball field availability in the District ( $p \leq 0.001$ )
The children in his/her household often or sometimes used the three recreation and event centers managed by the District in the past 2 years ( $p \leq 0.001$ )
Often or sometimes used sports or ball fields in the Evergreen District in the past 2 years ( $p \leq 0.001$ )
Is very familiar with at least one of the District's sports or ball fields ( $p \leq 0.001$ )
Often or sometimes used parks in the Evergreen District in the past 2 years ( $p \leq 0.001$ )
Strongly or moderately supports creating additional trails in the Evergreen District ( $p \leq 0.01$ )
The children in his/her household often or sometimes used sports or ball fields in the Evergreen District in the past 2 years ( $p \leq 0.01$ )
Education level is Bachelor's or higher degree ( $p \leq 0.01$ )
Strongly or moderately supports building new parks in the Evergreen District ( $p \leq 0.01$ )
Strongly or moderately supports creating new sports and ball fields in the Evergreen District ( $p \leq 0.01$ )
Strongly or moderately supports having the District partner with user groups or non-profit groups to help provide recreational opportunities ( $p \leq 0.01$ )
Moderately or strongly disagrees that there are enough sports and ball fields in the Evergreen District ( $p \leq 0.01$ )
Moderately or strongly disagrees that there are enough amenities at parks in the Evergreen District ( $p \leq 0.01$ )
The children in his/her household often or sometimes participated in recreation and athletic programs offered by the District in the past 2 years ( $p \leq 0.01$ )
Moderately or strongly disagrees that the District should be conducting projects that typically are handled by county and municipal governments ( $p \leq 0.01$ )
Is very or somewhat satisfied with the District's services ( $p \leq 0.01$ )
Is very or somewhat satisfied with the services that the District provides to the community ( $p \leq 0.05$ )
Strongly or moderately agrees that the District has the right amount of undeveloped open space regarding development of recreation facilities in the Evergreen District ( $p \leq 0.05$ )
Can name at least one park managed by the District ( $p \leq 0.05$ )
Thinks the current fees that the District charges are very or somewhat reasonable ( $p \leq 0.05$ )
The children in his/her household often or sometimes used trails in Evergreen District in the past 2 years ( $p \leq 0.05$ )
Rated the quality of sports and ball fields in the Evergreen District as fair or poor ( $p \leq 0.05$ )
Is somewhat or very dissatisfied that his/her recreation needs are being met by the District ( $p \leq 0.05$ )
Strongly or moderately supports dedicating a set amount of property taxes to secure funding for the District's activities and facilities ( $p \leq 0.05$ )
Often or sometimes used the three recreation and event centers managed by the District personally in the past 2 years ( $p \leq 0.05$ )
Strongly or moderately agrees with the following statement: One region of the Evergreen District is given preferential treatment over other regions ( $p \leq 0.05$ )
Has at least one type of recreation or facility that the District does not currently offer that he/she would like to see offered ( $p \leq 0.05$ )
Is very or somewhat satisfied that his/her recreation needs are being met by the District ( $p \leq 0.05$ )
Is willing to travel, one-way, more than the median of 5 miles to use a sport or ball field in the Evergreen District ( $p \leq 0.05$ )
Strongly or moderately supports adding improvements or amenities to the existing recreation and event centers in the Evergreen District ( $p \leq 0.05$ )
INSIGNIFICANT AND NEGATIVE CORRELATIONS OMITTED



<b>Is age 65 or above</b>
Has lived in the Evergreen District for the median of 15 years or more ( $p \leq 0.001$ )
Has not paid any fees to the District in the past 2 years ( $p \leq 0.001$ )
Rarely or never used trails in the Evergreen District in the past 2 years ( $p \leq 0.001$ )
Moderately or strongly opposes a Bond measure in the community to secure funding for the District's activities, facilities, operations, or maintenance ( $p \leq 0.001$ )
Rarely or never used sports or ball fields in the Evergreen District in the past 2 years ( $p \leq 0.001$ )
Has not visited the District's website ( $p \leq 0.001$ )
Rarely or never used parks in the Evergreen District in the past 2 years ( $p \leq 0.001$ )
Is willing to travel, one-way, the median of 5 miles or less to use a sport or ball field in the Evergreen District ( $p \leq 0.001$ )
Is willing to travel, one-way, less than the median of 10 miles to get to a trail in the Evergreen District ( $p \leq 0.001$ )
Is willing to travel, one-way, less than the median of 10 miles to use a park in the Evergreen District ( $p \leq 0.01$ )
Moderately or strongly opposes building new parks in the Evergreen District ( $p \leq 0.01$ )
Is not at all familiar with any of the District trails ( $p \leq 0.01$ )
Is not at all familiar with any of the District parks ( $p \leq 0.01$ )
Moderately or strongly opposes building new recreation and event centers in the Evergreen District ( $p \leq 0.01$ )
The children in his/her household rarely or never used trails in the Evergreen District in the past 2 years ( $p \leq 0.01$ )
Moderately or strongly opposes adding improvements or amenities to the existing recreation and event centers in the Evergreen District ( $p \leq 0.01$ )
Household income is less than \$100,000 ( $p \leq 0.05$ )
Moderately or strongly opposes having the District partner with user groups or non-profit groups to help provide recreational opportunities ( $p \leq 0.05$ )
Is willing to travel, one-way, the median of 8 miles or less to use a recreation and event center in the Evergreen District ( $p \leq 0.05$ )
Moderately or strongly opposes creating additional trails in the Evergreen District ( $p \leq 0.05$ )
Moderately or strongly disagrees that the District has the right amount of undeveloped open space regarding development of recreation facilities in the Evergreen District ( $p \leq 0.05$ )
Cannot name a park managed by the District ( $p \leq 0.05$ )
Strongly or moderately supports higher fees for non-residents than for residents for recreational services ( $p \leq 0.05$ )
INSIGNIFICANT AND NEGATIVE CORRELATIONS OMITTED

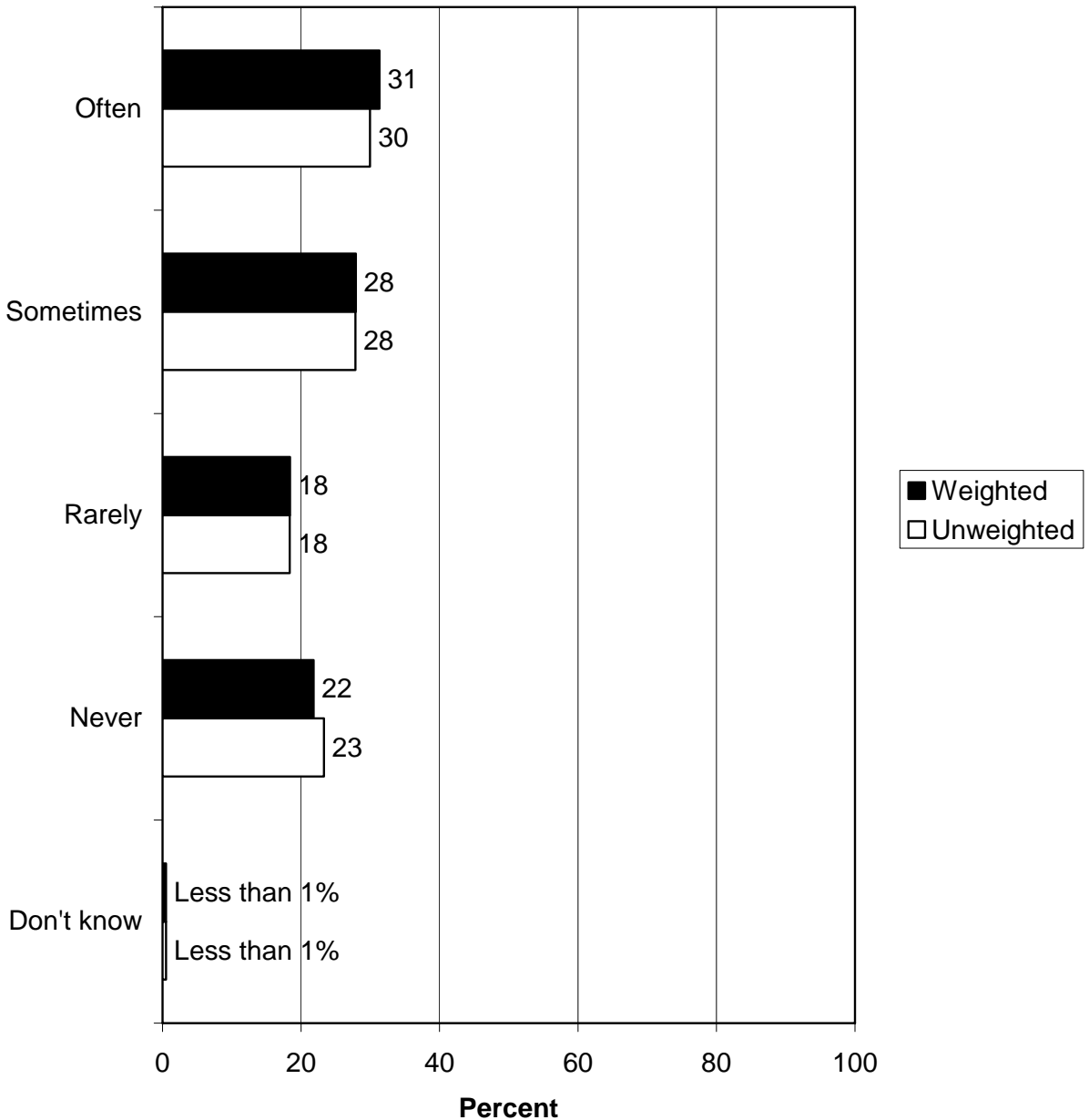
The following graphs show the comparison of select questions of data weighted to be proportional to census tracts that are wholly in the Evergreen District versus unweighted data. This analysis shows that weighting the data to attempt to exactly match demographic characteristics would have little utility. For this reason, as well as other reasons previously discussed in the Introduction and Methodology section of this report, the researchers chose to leave the data unweighted in the study.

**Q13. Overall, how satisfied or dissatisfied are you with the District's services?**



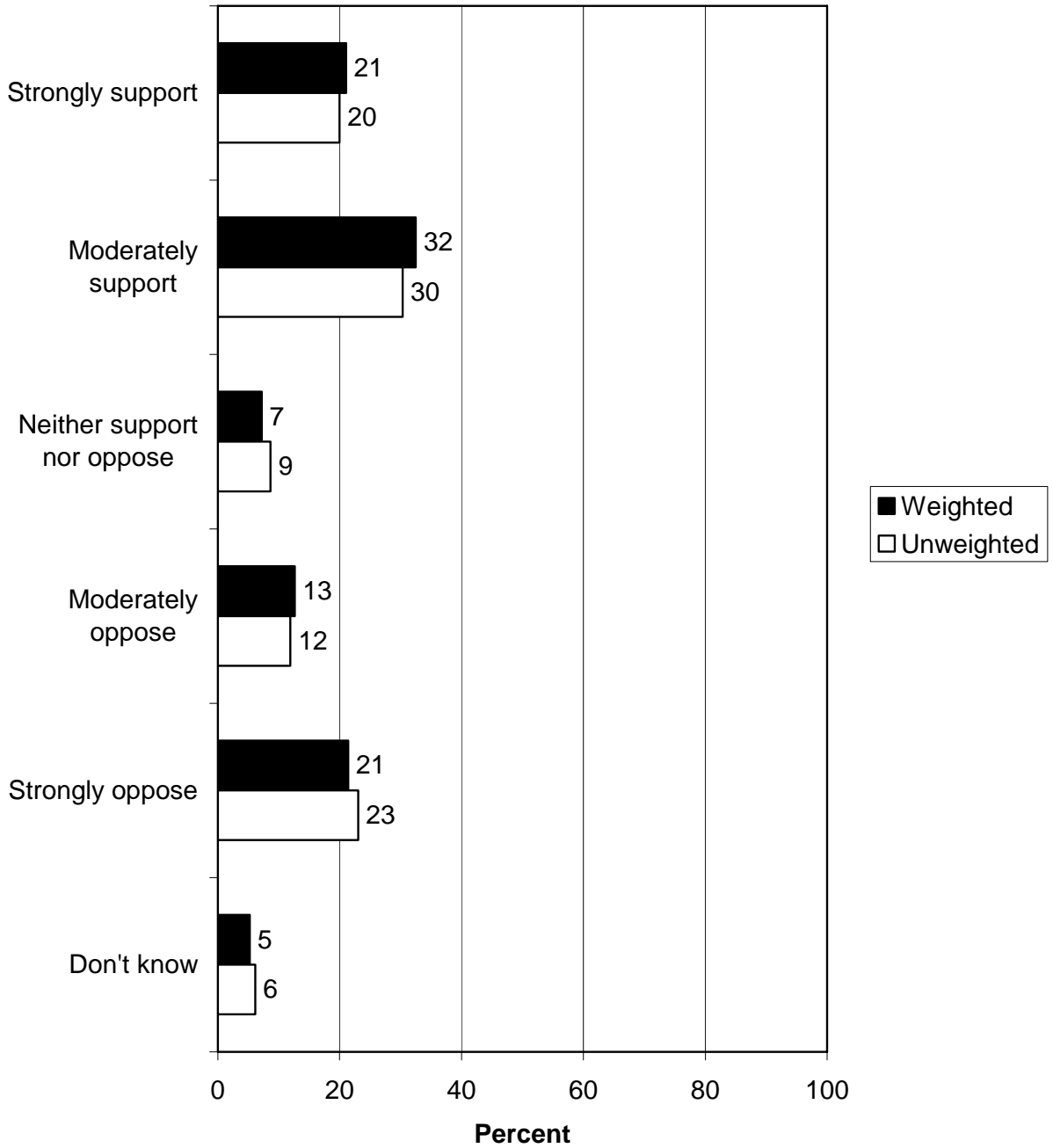
Example graph from the comparison of weighted and unweighted data.

**Q19. I would like to ask you about the three Recreation and Event Centers managed by the District, which are the Buchanan Park Recreation Center, the Wulf Recreation Center, and the Evergreen Lake House. Please tell me how frequently you personally used these Recreation and Event Centers in the past 2 years?**



Example graph from the comparison of weighted and unweighted data.

**Q106. Would you support or oppose dedicating a set amount of property taxes to secure funding for the District's activities and facilities?**



## **ABOUT RESPONSIVE MANAGEMENT**

Responsive Management is a nationally recognized public opinion and attitude survey research firm specializing in natural resource and outdoor recreation issues. Its mission is to help natural resource and outdoor recreation agencies and organizations better understand and work with their constituents, customers, and the public.

Utilizing its in-house, full-service, computer-assisted telephone and mail survey center with 45 professional interviewers, Responsive Management has conducted more than 1,000 telephone surveys, mail surveys, personal interviews, and focus groups, as well as numerous marketing and communications plans, need assessments, and program evaluations on natural resource and outdoor recreation issues.

Clients include most of the federal and state natural resource, outdoor recreation, and environmental agencies, and most of the top conservation organizations. Responsive Management also collects attitude and opinion data for many of the nation's top universities, including the University of Southern California, Virginia Tech, Colorado State University, Auburn, Texas Tech, the University of California—Davis, Michigan State University, the University of Florida, North Carolina State University, Penn State, West Virginia University, and others.

Among the wide range of work Responsive Management has completed during the past 20 years are studies on how the general population values natural resources and outdoor recreation, and their opinions on and attitudes toward an array of natural resource-related issues. Responsive Management has conducted dozens of studies of selected groups of outdoor recreationists, including anglers, boaters, hunters, wildlife watchers, birdwatchers, park visitors, historic site visitors, hikers, and campers, as well as selected groups within the general population, such as landowners, farmers, urban and rural residents, women, senior citizens, children, Hispanics, Asians, and African-Americans. Responsive Management has conducted studies on environmental education, endangered species, waterfowl, wetlands, water quality, and the reintroduction of numerous species such as wolves, grizzly bears, the California condor, and the Florida panther.

Responsive Management has conducted research on numerous natural resource ballot initiatives and referenda and helped agencies and organizations find alternative funding and increase their memberships and donations. Responsive Management has conducted major agency and organizational program needs assessments and helped develop more effective programs based upon a solid foundation of fact. Responsive Management has developed websites for natural resource organizations, conducted training workshops on the human dimensions of natural resources, and presented numerous studies each year in presentations and as keynote speakers at major natural resource, outdoor recreation, conservation, and environmental conferences and meetings.

Responsive Management has conducted research on public attitudes toward natural resources and outdoor recreation in almost every state in the United States, as well as in Canada, Australia, the United Kingdom, France, Germany, and Japan. Responsive Management routinely conducts surveys in Spanish and has also conducted surveys and focus groups in Chinese, Korean, Japanese, and Vietnamese.

Responsive Management's research has been featured in most of the nation's major media, including CNN, ESPN, *The Washington Times*, *The New York Times*, *Newsweek*, *The Wall Street Journal*, and on the front pages of *The Washington Post* and *USA Today*.

Visit the Responsive Management website at:

**[www.responsivemanagement.com](http://www.responsivemanagement.com)**



## EVERGREEN PARK & RECREATION DISTRICT REPORT TO BOARD OF DIRECTORS

### **PUBLIC OPINION SURVEY - RESPONSIVE MANAGEMENT**

#### **CONCLUSIONS**

**Nov. 2010**

#### **INTRODUCTION**

In 2010 an Opinion Survey of EPRD residents regarding our services and facilities was conducted by Responsive Management, an independent research firm. Results were described in an August 2010 public meeting. The conclusions listed below can be made because of the research methodology used. This methodology led to a high level of confidence, which allows inferences to be made that apply to the entire population of Evergreen.

The purposes of these conclusions are (1) to inform the public about the outcome of the study, and (2) to inform the Master Planning process, which will begin in the next few months.

#### **OVERALL CONCLUSION**

Evergreen **citizens are very or somewhat satisfied with EPRD services, amenities, and facilities and maintenance** of such. This high level of satisfaction is echoed throughout the report, and is a significant finding.

#### **CONCLUSIONS RE: KNOWLEDGE OF AND FAMILIARITY WITH EPRD FACILITIES**

While most people reported knowing about EPRD facilities, many were not at all familiar with EPRD. This would suggest that EPRD should plan to **market to non-users, including new citizens**.

Further, a large majority of respondents could not name EPRD park or named a JCOS/DMP park instead. Thus, future planning should **include a "branding" and signage program**. Other findings about parks and trails are confused by the wide variety of ownership of parks and trails in Evergreen. Future studies should distinguish specific parks or trails so that EPRD can obtain data most useful to EPRD.

#### **CONCLUSIONS RE: EVERGREEN FACILITIES AND PROGRAMS**

Evergreen **citizens are very to somewhat satisfied with EPRD facilities and programs, including ball fields**. A majority of people have used our trails, parks, and recreation/event centers. As mentioned above, satisfaction with trails and parks is confounded by the different property ownerships in the District. However, the high satisfaction with recreation and event centers and ball fields suggests that facilities, event centers, and ball fields be maintained at their current level.

Respondents were satisfied with programs. EPRD should reflect this by continuing and expanding successful programs, and adding new ones when feasible.

## CONCLUSIONS RE: ADDITIONS AND IMPROVEMENTS TO EPRD FACILITIES

The **strong majority of EPRD citizens agree that there are enough parks, trails, recreation and events centers.**

Less than half of the respondents agree that there should be more ball fields. This particular finding may be confused with scheduling and availability of fields due to weather related closures. Without further study, this is hard to discern. Because the majority of citizens never use ball fields, the slight level of dissatisfaction with the number of ball fields, scheduling and/or availability cannot be considered a significant finding. However, it has been a "hot button" issue for years, thus it is included as a conclusion. Taken together, this information suggests that **more ball fields may not be needed.**

A majority of citizens are in favor of building new trails and parks, and/or adding improvements to parks. As above, this can be confused with the property ownership of trails and parks.

There was **little to no support for new buildings of any kind**, including an art center, a community center, indoor ice rinks, others. Given the "hot button" nature of this issue, and the fact that ALL respondents answered related questions, this is a significant finding.

A slight majority of **citizens are supportive of improvements to existing recreation facilities.** However, the nature of these improvements was not explored. Thus, one respondent might define a new elevator as an improvement, while another might define an addition to a building as an improvement. Further study of this factor is suggested.

Less than 10% of the respondents named the types of amenities that might be included in an expansion of Buchanan Rec Center (indoor running track, basketball court, art classrooms, racquetball, others). Maintenance of current facilities is warranted, along with use of data from future studies to determine the types of amenities to be included in any expansion. The current data suggests that **an expansion of Buchanan Recreation Center is not supported.**

## CONCLUSIONS RE: TRAVEL TO DISTRICT FACILITIES

**Citizens are satisfied with the proximity of facilities and areas.** Citizens are also satisfied that EPRD spends money evenly throughout the District.

## CONCLUSIONS RE: FEES AND FUNDING

Private, public, and non-profit **partnerships to provide recreational opportunities are strongly supported by EPRD citizens.**

A slight majority think that **current fees and charges are reasonable.** Also, citizens thought that non-District users should be charged more. EPRD should remain sensitive to fees and charges.

About half of respondents supported additional funding for activities, facilities, operations and maintenance through a bond issue.

## CONCLUSIONS RE: DEVELOPMENT OF EPRD PARK LANDS

About **half of citizens think that nothing should be built on EPRD parklands.** However, this question does not define "building." Thus, when answering, some might have considered a picnic pavilion or tennis courts as building projects, while others might have defined a free-standing community center as a building. Further studies should define the meaning of "building."



## **CONCLUSIONS RE: EPRD PROJECTS**

**The majority of citizens agreed that the District should be completing projects directly related to parks and recreation only. About half of citizens thought that EPRD should be conducting certain types of projects (like clearing ice and snow) if county or municipal government could not do so.**